



MARKET DAILY

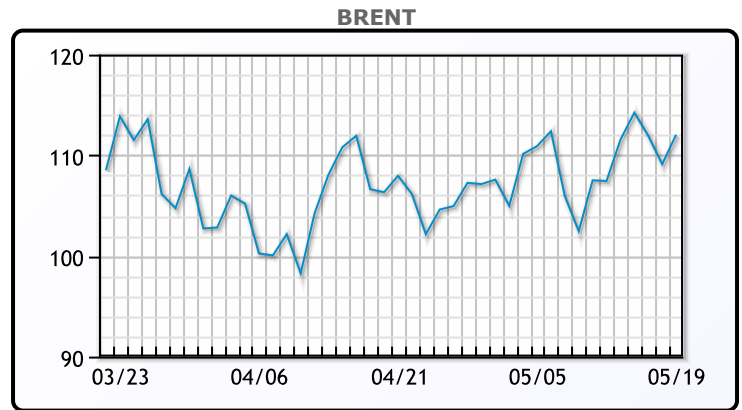
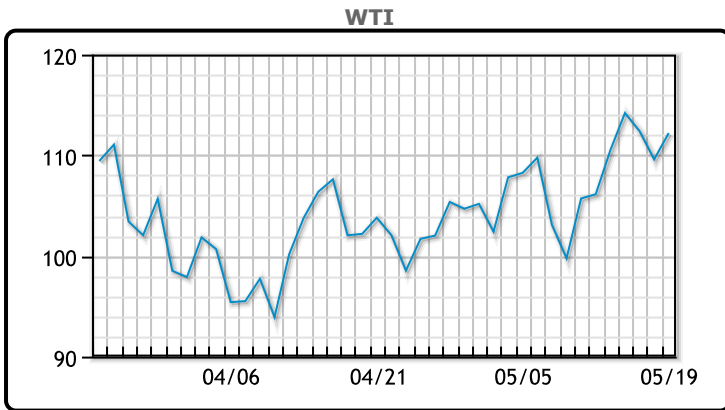
<https://www.pflpetroleum.com>
 1865 Veterans Park Dr. Suite 303
 Naples, Florida 34109
 Phone: 239-390-2885
 Fax: 239-949-0611
 May 19, 2022 6:00 PM

Major Energy Futures		
	Settle	Change
Brent	112.04	2.19
Gas Oil	1045	-42.75
Natural Gas	8.308	0.064
RBOB	383.17	-22.11
ULSD	379.2	-13.12
WTI	112.21	2.62

Market Commentary

Oil prices rebounded today, as US negotiators said the Iran deal was far from a sure thing. Weakness in the dollar also provided a boost in another session of wild swings. "The market has been extremely volatile," said Andrew Lipow, president of Lipow Oil Associates in Houston. "The market is reacting to all sorts of different headlines hour to hour, and the movement in oil markets on a day-by-day basis getting even more exaggerated." The broad dollar index was down 1% on the day, but the possibility of a looming recession is keeping prices in check. Today the US House of Representatives passed the Consumer Fuel Price Gouging Prevention Act, which would essentially enable the FTC to target people who sell fuel at a price that is "unconscionably excessive". The last time the government tried to impose price controls on fuels led to a massive shortage back in the 1970s, however it is unlikely this bill will pass in the senate. WTI traded up \$2.62 or 2.39% to close at \$112.21. Brent traded up \$2.19 or 2.07% to close at \$111.30.

Crude & Product Markets

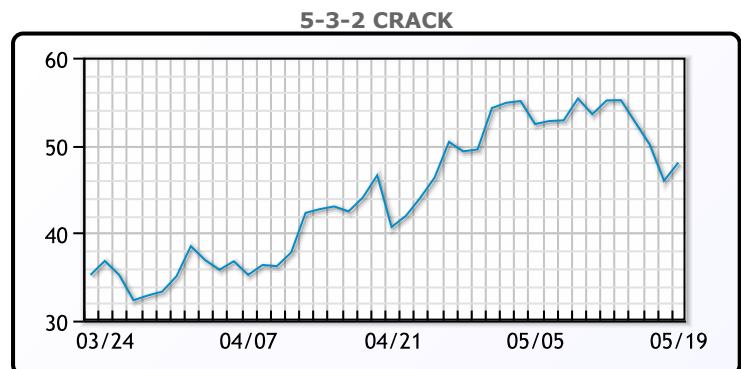
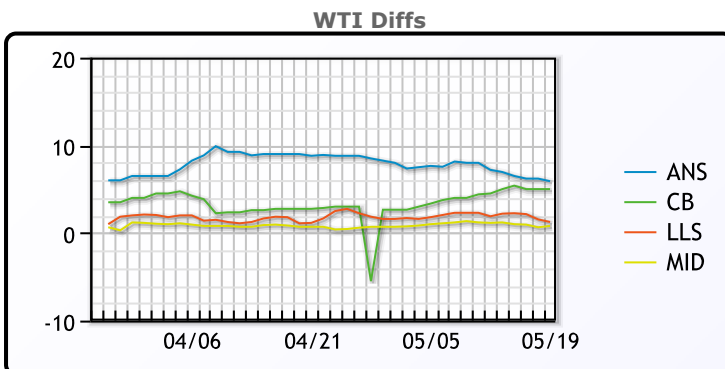


CRUDE

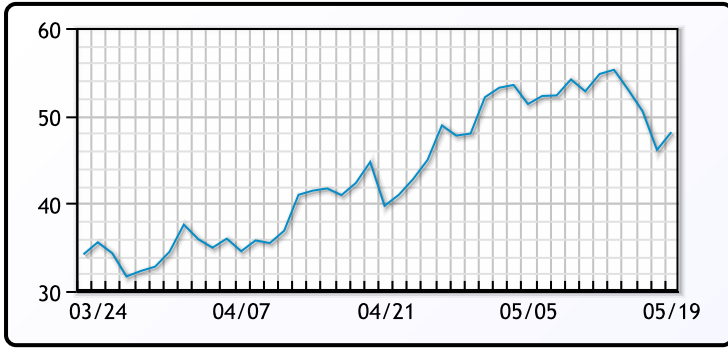
	Last	Week Ago	Month Ago
ANS	118.11	113.33	111.36
BLS	117.21	110.63	105.31
LLS	113.46	108.03	103.71
Mid	113.01	107.28	103.26
WTI	112.21	106.13	102.56

PRODUCTS

	Last	Week Ago	Month Ago
Gulf RBOB	372.42	375.42	316.24
Gulf ULSD	368.7	389.11	389.82
NYH RBOB	399.17	387.3	302.49
NYH ULSD	401.7	491.61	407.69
USGC 3%	94.88	91.13	89.63



3-2-1 Crack



Gulf 3-2-1 Crack



NGLs

MB

	Last	Week Ago	Month Ago
Butane	117	124.75	158.85
IsoButane	164	164.75	165.5
Natural Gasoline	217	221	228.5
Propane	121.88	123.25	132.75

CONWAY

	Last	Week Ago	Month Ago
Butane	137.75	146	150
IsoButane	170	169.5	157.5
Natural Gasoline	222	225	227.5
Propane	119.75	121.63	126.25

MB NON

	Last	Week Ago	Month Ago
Butane	142	149.75	157
IsoButane	164	164.75	164.5
Natural Gasoline	216	220.5	229
Propane	121.25	122.5	132.25

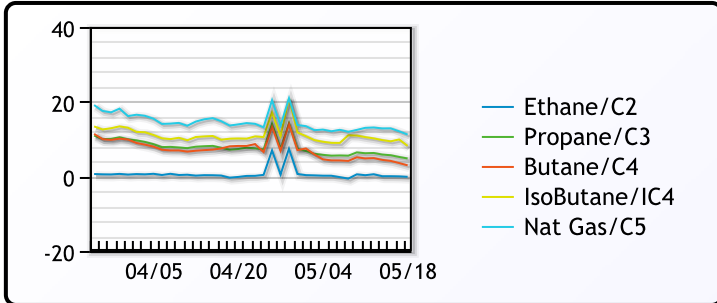
EDMONTON

	Last	Week Ago	Month Ago
Propane	96.75	98.63	101.25

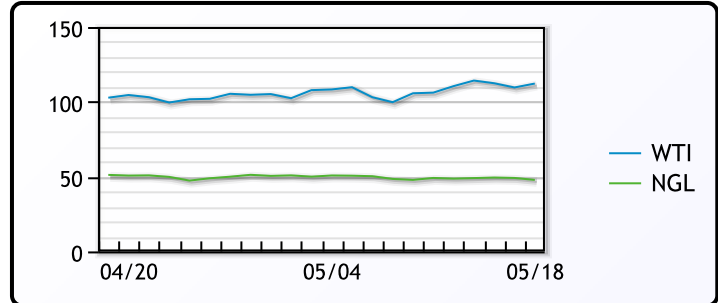
SARNIA

	Last	Week Ago	Month Ago
Propane	147.5	150.25	156

FRAC SPREAD



WTI vs NGL



FX

	Last	Change
CAD	1.2824	-0.0001
DXY	102.882	-0.928
Gold	1841.93	0.08

RATES

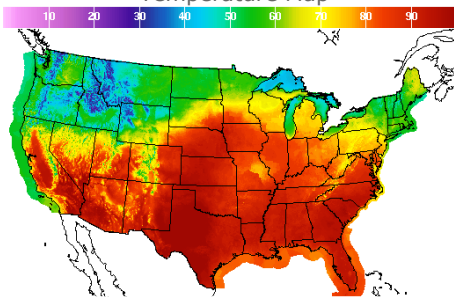
	Last	Change
US 2yr	2.6073	-0.0621
US 10yr	2.837	-0.047
CAN 10yr	2.883	-0.063

EQUITIES

	Last	Change
Nasdaq	11388.5	-29.65
TSX	1220.35	2.397
S&P 500	3900.79	-22.89

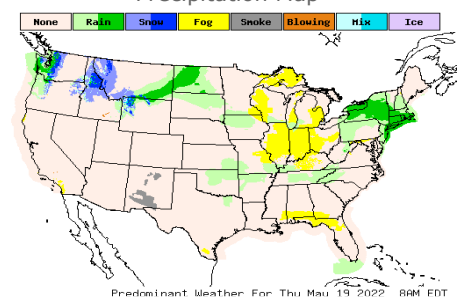
Weather Data

Temperature Map



City	HIGH °F	LOW °F
Calgary	42	35
Conway	57	43
Cushing	89	68
Denver	87	54
Houston	94	75
Mont Belvieu	88	76
Sarnia	73	48
Williston	58	45

Precipitation Map



This report has been prepared by PFL Petroleum Limited personnel for your information only and the views expressed are intended to provide market commentary and are not recommendations. This report is not an offer to sell or a solicitation of any offer to buy any security. The information contained herein has been compiled by PFL from sources believed to be reliable, but no representation or warranty, express or implied, is made by PFL Petroleum Limited, its affiliates or any other person as to its accuracy, completeness or correctness. Copyright 2017 PFL Petroleum Limited. All Rights Reserved