



# MARKET DAILY

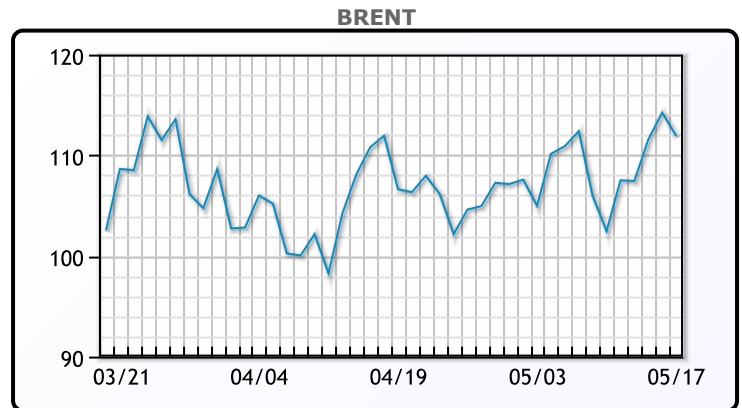
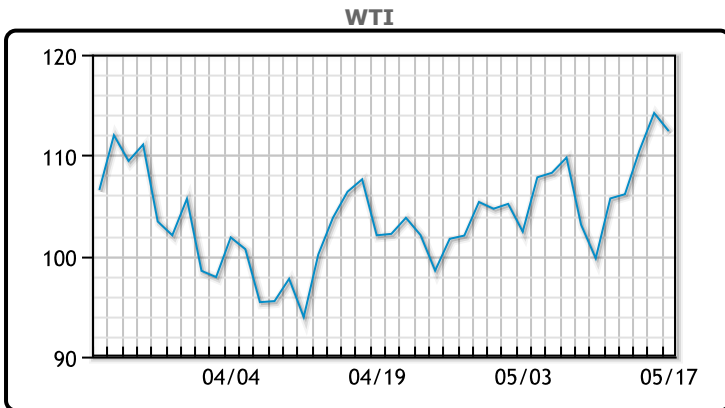
<https://www.pflpetroleum.com>  
 1865 Veterans Park Dr. Suite 303  
 Naples, Florida 34109  
 Phone: 239-390-2885  
 Fax: 239-949-0611  
 May 17, 2022 6:18 PM

Major Energy Futures		
	Settle	Change
Brent	111.93	-2.31
Gas Oil	1090.5	-13
Natural Gas	8.304	0.348
RBOB	394.17	-8.12
ULSD	379.93	-10.82
WTI	112.4	-1.8

**Market Commentary**

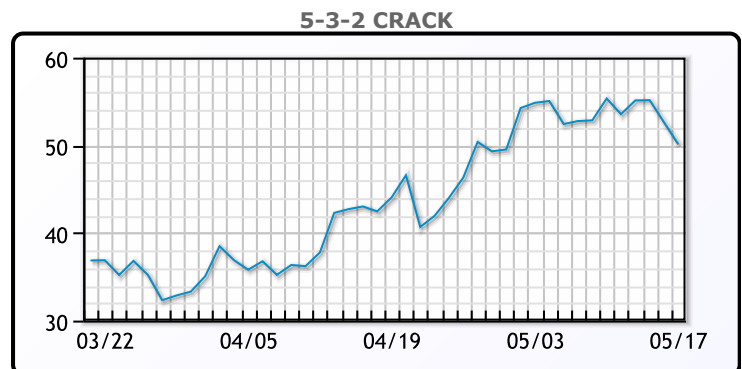
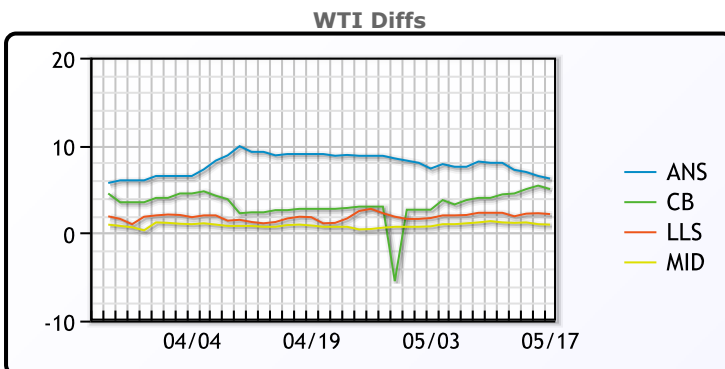
Oil prices were lower today, after hitting 7 week highs as it was reported that Venezuela may be able to sell some products into the US. For the first time since May 2020 Brent actually settled the day lower than WTI. US crude reserves keep falling and WTI has been rising on tighter supplies. Federal Reserve Chairman Jay Powell indicated that attempts to reduce inflation could hurt the economy (duh!). He said that the central bank will "keep pushing" to tighten US monetary policy until it is clear inflation is declining. WTI traded down \$1.80 or -1.58% to close at \$112.40. Brent traded down \$2.31 or -2.02% to close at \$111.93.

## Crude & Product Markets

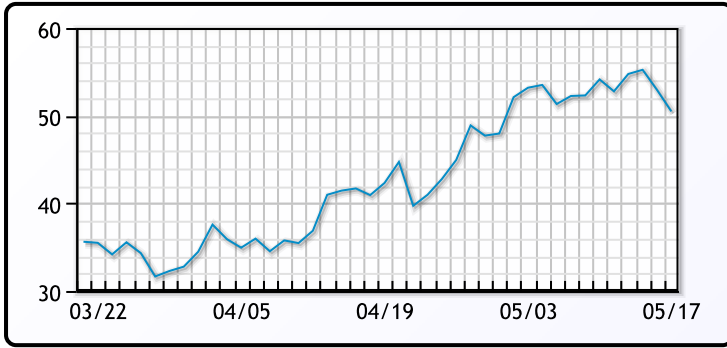


CRUDE			
	Last	Week Ago	Month Ago
ANS	118.6	107.76	115.95
BLS	117.4	103.76	109.7
LLS	114.55	102.06	108.75
Mid	113.35	101.11	107.8
WTI	112.4	99.76	106.95

PRODUCTS			
	Last	Week Ago	Month Ago
Gulf RBOB	383.67	349.65	329.24
Gulf ULSD	369.18	397.1	389.23
NYH RBOB	410.42	361.15	316.14
NYH ULSD	454.93	518.22	400.48
USGC 3%	95.38	86.63	94.88



3-2-1 Crack



Gulf 3-2-1 Crack



NGLs

MB

	Last	Week Ago	Month Ago
Butane	146.25	149	158.25
IsoButane	170	170	169.25
Natural Gasoline	221	211.25	243.5
Propane	123	123	136.625

CONWAY

	Last	Week Ago	Month Ago
Butane	142	143.25	155
IsoButane	173	176	168
Natural Gasoline	228	212	238
Propane	120.75	122	131.875

MB NON

	Last	Week Ago	Month Ago
Butane	147.25	150	161.25
IsoButane	170	170	169.25
Natural Gasoline	219	209.25	243.75
Propane	122	121.75	136.13

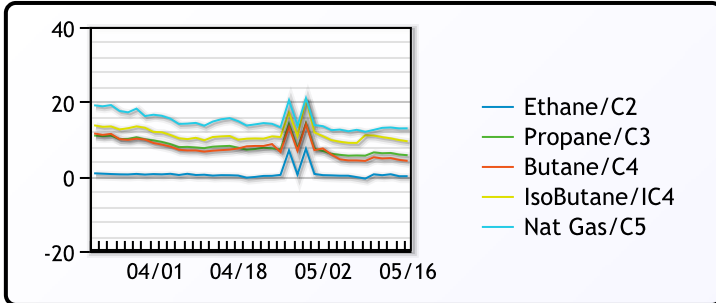
EDMONTON

	Last	Week Ago	Month Ago
Propane	99.25	99.13	106.88

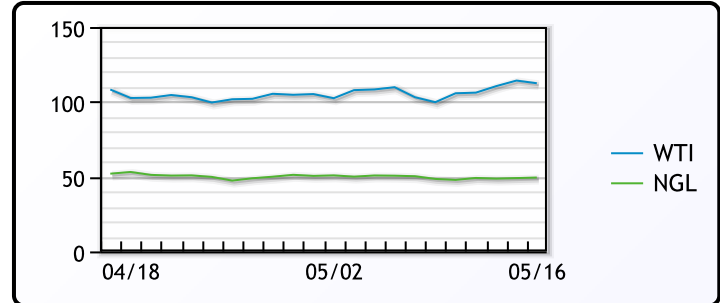
SARNIA

	Last	Week Ago	Month Ago
Propane	148.5	151.5	159.5

FRAC SPREAD



WTI vs NGL



FX

	Last	Change
CAD	1.281	-0.0001
DXY	103.36	-0.827
Gold	1814.83	-0.33

RATES

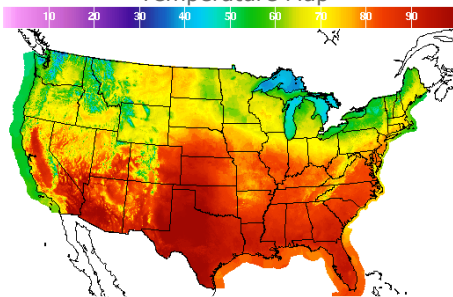
	Last	Change
US 2yr	2.7003	0.1305
US 10yr	2.986	0.1038
CAN 10yr	3.027	0.106

EQUITIES

	Last	Change
Nasdaq	11984.52	321.73
TSX	1240.872	15.032
S&P 500	4088.85	80.84

Weather Data

Temperature Map



City	HIGH °F	LOW °F
Calgary	51	41
Conway	62	44
Cushing	85	63
Denver	80	58
Houston	95	74
Mont Belvieu	89	73
Sarnia	54	42
Williston	77	53

Precipitation Map

