



# MARKET DAILY

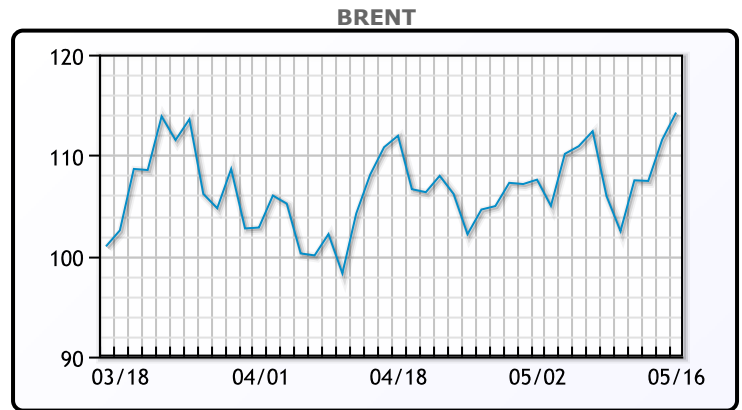
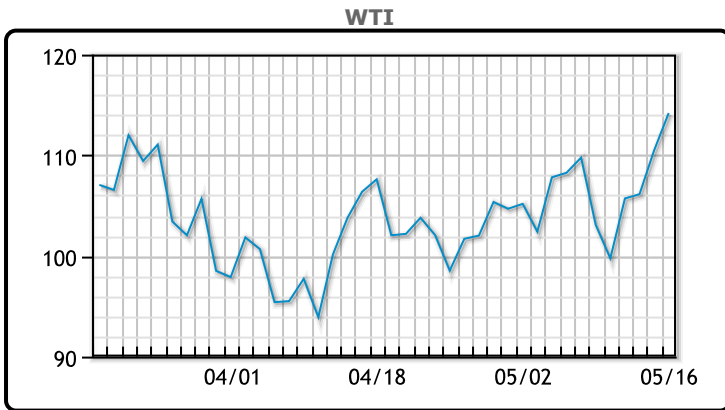
<https://www.pflpetroleum.com>  
 1865 Veterans Park Dr. Suite 303  
 Naples, Florida 34109  
 Phone: 239-390-2885  
 Fax: 239-949-0611  
 May 16, 2022 9:11 PM

Major Energy Futures		
	Settle	Change
Brent	114.24	2.69
Gas Oil	1094	-13
Natural Gas	7.956	0.293
RBOB	402.29	6.51
ULSD	390.75	-1.37
WTI	114.2	3.71

**Market Commentary**

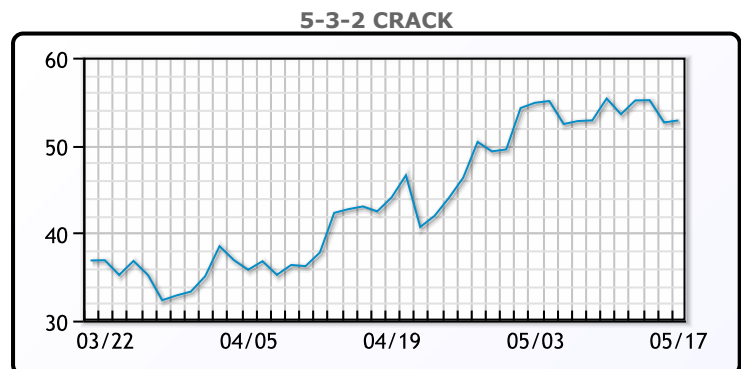
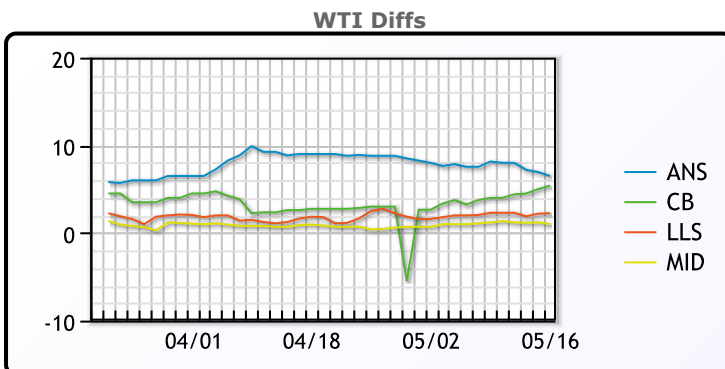
Oil prices rallied today on China reopening news and strong gasoline prices. Shanghai intends to open up and allow normal life beginning June 1 according to city officials. "We are seeing a lot of signals that demand will start returning in that region, supporting higher prices," said Bob Yawger, director of energy futures at Mizuho. Gasoline futures again hit record highs today. Data from the DOE showed the SPR was at its lowest level since 1987. WTI traded up \$3.71 or 3.4% to close at \$114.20. Brent traded up \$2.69 or 2.4% to close at \$114.24.

## Crude & Product Markets



CRUDE			
	Last	Week Ago	Month Ago
ANS	120.7	111.24	115.95
BLS	119.6	107.09	109.7
LLS	116.45	105.39	108.75
Mid	115.2	104.29	107.8
WTI	114.2	103.09	106.95

PRODUCTS			
	Last	Week Ago	Month Ago
Gulf RBOB	392.17	360.19	329.24
Gulf ULSD	379.75	392.24	389.23
NYH RBOB	420.29	369.19	316.14
NYH ULSD	460.75	508.49	400.48
USGC 3%	96.88	90.13	94.88



3-2-1 Crack



Gulf 3-2-1 Crack



NGLs

MB

	Last	Week Ago	Month Ago
Butane	124.63	125	143.63
IsoButane	164.25	180	166.63
Natural Gasoline	226.5	217	243.5
Propane	124.5	123.75	136.75

CONWAY

	Last	Week Ago	Month Ago
Butane	144.5	145.5	155
IsoButane	169	181	170
Natural Gasoline	237.25	217	241
Propane	122.5	122.25	131.88

MB NON

	Last	Week Ago	Month Ago
Butane	149.63	150	161.63
IsoButane	164.25	180	166.63
Natural Gasoline	225.75	216.75	244.5
Propane	123.75	123	136.13

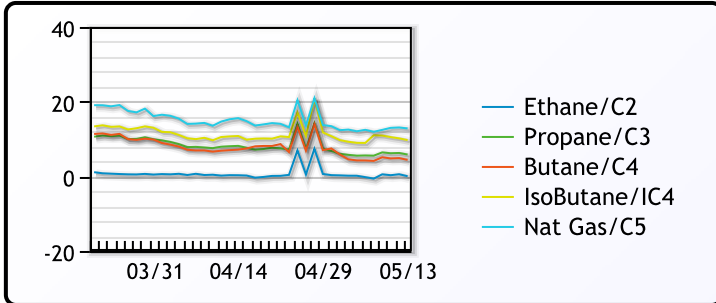
EDMONTON

	Last	Week Ago	Month Ago
Propane	99.5	99.25	106.88

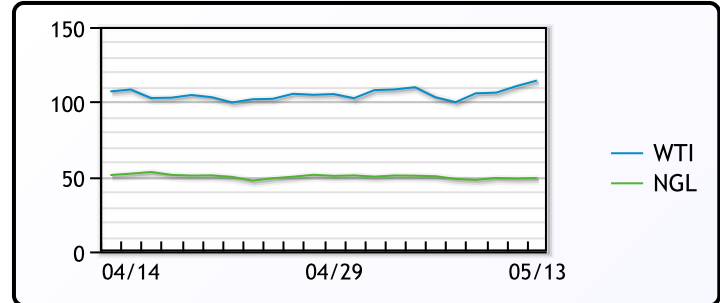
SARNIA

	Last	Week Ago	Month Ago
Propane	148.5	151.5	159.5

FRAC SPREAD



WTI vs NGL



FX

	Last	Change
CAD	1.2842	-0.0004
DXY	104.129	-0.058
Gold	1824.31	0.17

RATES

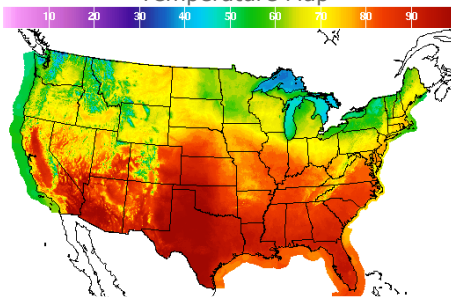
	Last	Change
US 2yr	2.576	0.0062
US 10yr	2.8913	0.0091
CAN 10yr	2.921	-0.039

EQUITIES

	Last	Change
Nasdaq	11662.79	-142.21
TSX	1225.84	5.881
S&P 500	4008.01	-15.88

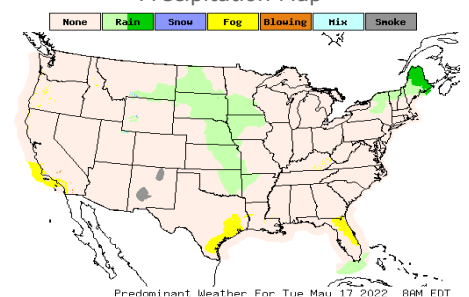
Weather Data

Temperature Map



City	HIGH °F	LOW °F
Calgary	67	43
Conway	57	40
Cushing	78	61
Denver	86	57
Houston	97	74
Mont Belvieu	90	72
Sarnia	64	48
Williston	67	48

Precipitation Map



This report has been prepared by PFL Petroleum Limited personnel for your information only and the views expressed are intended to provide market commentary and are not recommendations. This report is not an offer to sell or a solicitation of any offer to buy any security. The information contained herein has been compiled by PFL from sources believed to be reliable, but no representation or warranty, express or implied, is made by PFL Petroleum Limited, its affiliates or any other person as to its accuracy, completeness or correctness. Copyright 2017 PFL Petroleum Limited. All Rights Reserved