



MARKET DAILY

<https://www.pflpetroleum.com>
 1865 Veterans Park Dr. Suite 303
 Naples, Florida 34109
 Phone: 239-390-2885
 Fax: 239-949-0611
 May 13, 2022 6:06 PM

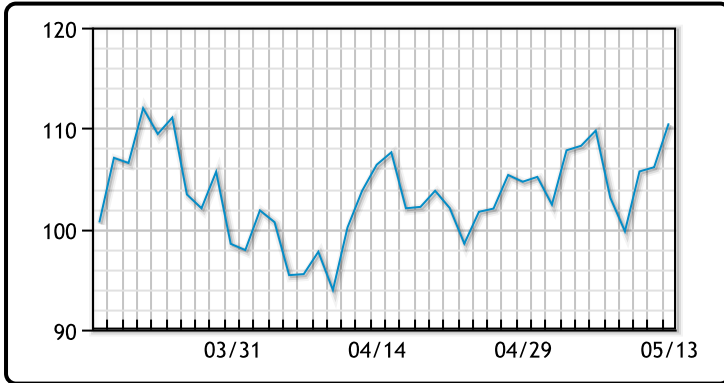
Major Energy Futures		
	Settle	Change
Brent	111.55	3.76
Gas Oil	1107	-34.5
Natural Gas	7.663	0.099
RBOB	395.78	10.62
ULSD	392.12	-3.51
WTI	110.49	4.36

Market Commentary

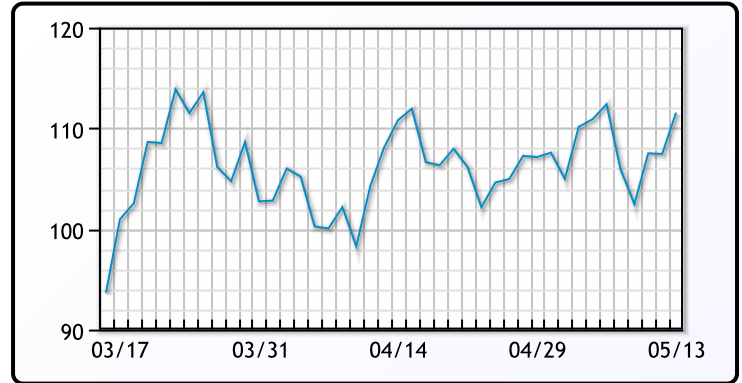
Oil prices rose today as gasoline prices jumped to yet another record high and as China seemed ready to ease some pandemic restrictions. Gasoline inventories fell for their sixth straight week and futures shot up to all-time highs, boosting the crack spread for refiners. "There has not been an increase in (U.S.) gasoline storage since March," said Robert Yawger, executive director of energy futures at Mizuho, noting gasoline demand is poised to spike when summer driving season starts on the U.S. Memorial Day holiday weekend. Today's close was the highest for WTI in about a month in a half and is the third rise week over week. Brent fell for the first time in three weeks. On the demand side, China is pledging to help support its economy, open up shops and ease travel restrictions in Shanghai this month. However the USD still remains near 20 year highs and will put pressure on oil prices going forward. WTI traded up \$4.36 or 4.11% to close at \$110.49. Brent traded up \$3.76 or 3.5% to close at \$111.21

Crude & Product Markets

WTI



BRENT



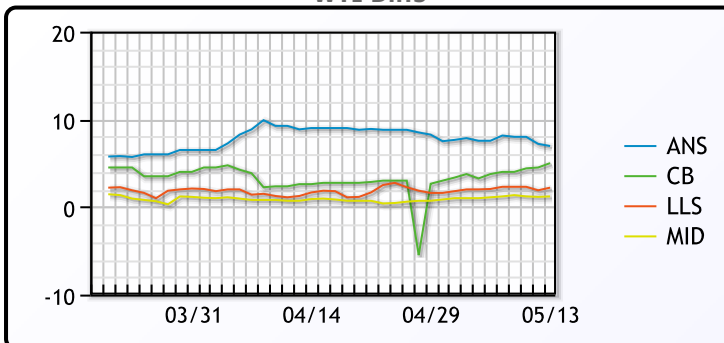
CRUDE

	Last	Week Ago	Month Ago
ANS	117.44	117.32	113.25
BLS	115.49	113.52	107
LLS	112.69	111.82	106.1
Mid	111.69	110.87	105.2
WTI	110.49	109.77	104.25

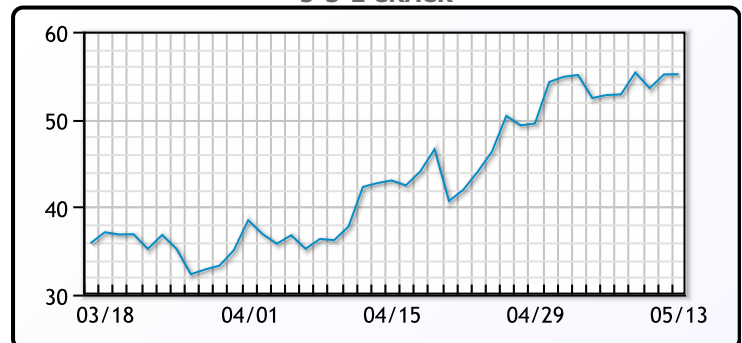
PRODUCTS

	Last	Week Ago	Month Ago
Gulf RBOB	386.78	370.4	320.5
Gulf ULSD	383.12	404.68	379.84
NYH RBOB	405.28	379.9	307.63
NYH ULSD	502.12	507.93	388.09
USGC 3%	94.88	96.63	92.88

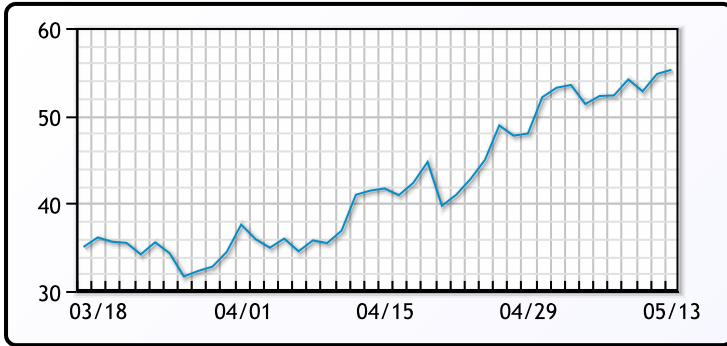
WTI Diffs



5-3-2 CRACK



3-2-1 Crack



Gulf 3-2-1 Crack



NGLs

MB

	Last	Week Ago	Month Ago
Butane	149	154.25	156.75
IsoButane	167	171.75	164.75
Natural Gasoline	224	226.88	238.75
Propane	124.5	127.75	134.5

CONWAY

	Last	Week Ago	Month Ago
Butane	144.75	149.5	154
IsoButane	172	171	163
Natural Gasoline	228	228	230
Propane	123.5	125.75	130.75

MB NON

	Last	Week Ago	Month Ago
Butane	150	155.25	159.75
IsoButane	167	171.75	164.75
Natural Gasoline	224	226.5	239.75
Propane	123.5	127	133.88

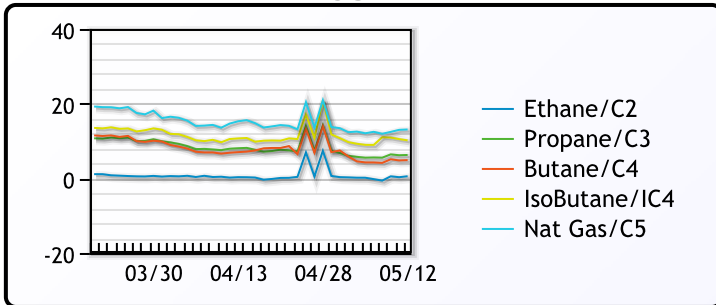
EDMONTON

	Last	Week Ago	Month Ago
Propane	100.5	104.25	104.25

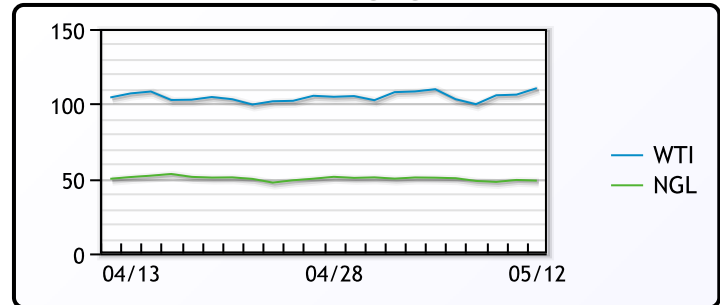
SARNIA

	Last	Week Ago	Month Ago
Propane	148.5	151.5	161.5

FRAC SPREAD



WTI vs NGL



FX

	Last	Change
CAD	1.2929	-0.0117
DXY	104.465	-0.386
Gold	1811.79	-10.03

RATES

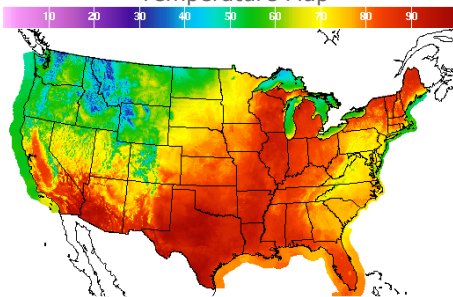
	Last	Change
US 2yr	2.578	0.0188
US 10yr	2.9185	0.0706
CAN 10yr	2.96	0.05

EQUITIES

	Last	Change
Nasdaq	11805	434.04
TSX	1219.96	20.464
S&P 500	4023.89	93.81

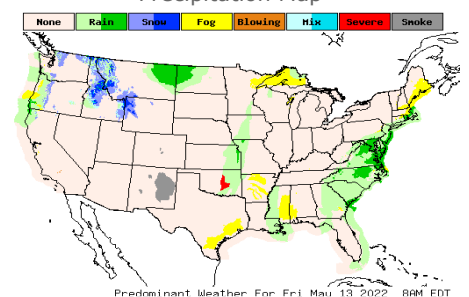
Weather Data

Temperature Map



City	HIGH °F	LOW °F
Calgary	56	37
Conway	61	50
Cushing	82	68
Denver	76	51
Houston	93	71
Mont Belvieu	87	70
Sarnia	81	57
Williston	50	42

Precipitation Map



This report has been prepared by PFL Petroleum Limited personnel for your information only and the views expressed are intended to provide market commentary and are not recommendations. This report is not an offer to sell or a solicitation of any offer to buy any security. The information contained herein has been compiled by PFL from sources believed to be reliable, but no representation or warranty, express or implied, is made by PFL Petroleum Limited, its affiliates or any other person as to its accuracy, completeness or correctness. Copyright 2017 PFL Petroleum Limited. All Rights Reserved