



MARKET DAILY

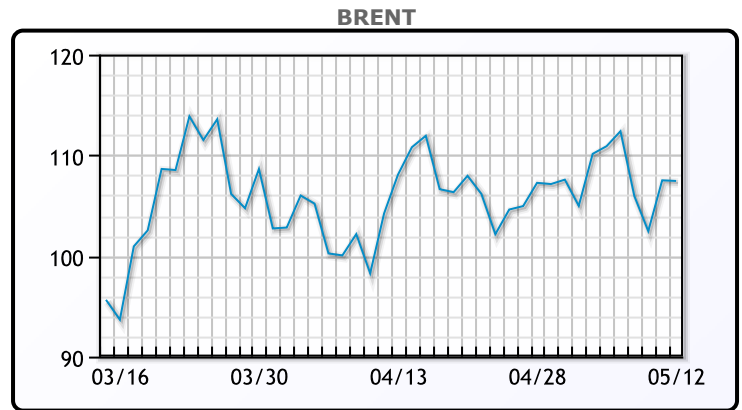
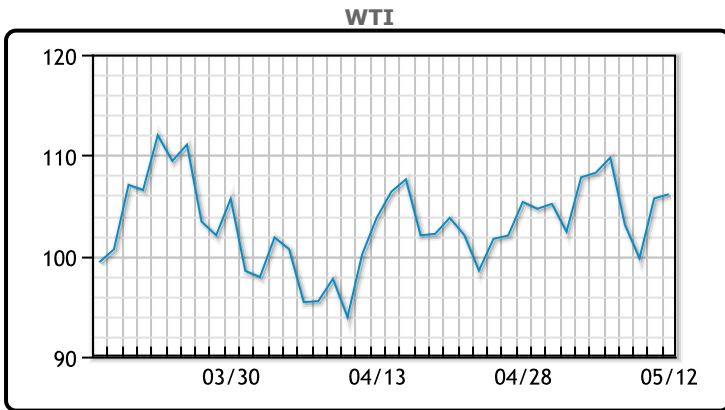
<https://www.pflpetroleum.com>
 1865 Veterans Park Dr. Suite 303
 Naples, Florida 34109
 Phone: 239-390-2885
 Fax: 239-949-0611
 May 12, 2022 9:37 PM

Major Energy Futures		
	Settle	Change
Brent	107.45	-0.06
Gas Oil	1073.75	-34.5
Natural Gas	7.739	0.099
RBOB	379.17	10.62
ULSD	391.61	-3.51
WTI	106.13	0.42

Market Commentary

Oil prices were mixed today with not a lot of market moving headlines. Tight supplies and geopolitical tensions have moved markets upwards but these forces are being offset by economic fears. Jitters about rising interest rates a strong dollar and inflationary pressure have been a drag on markets as of late as some analysts fear we are already in a recession. Meanwhile the EU is still haggling over a Russian oil ban. "The trading has been thin and nobody knows what's going to move the needle," said John Kilduff, partner at Again Capital LLC. WTI rose \$.42 or .4% to close at \$106.13. Brent traded down \$.06 or -.01% to close at \$107.45.

Crude & Product Markets

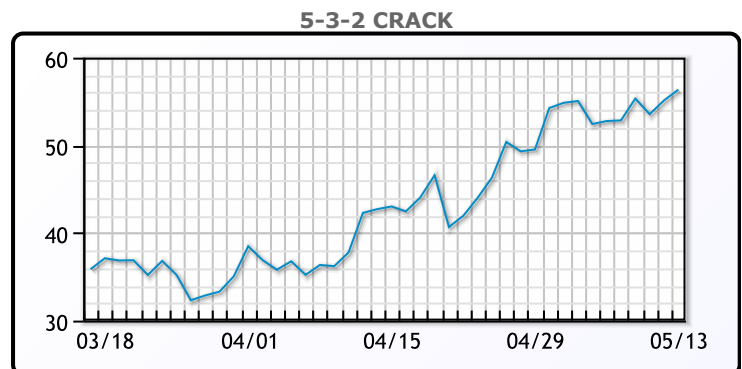
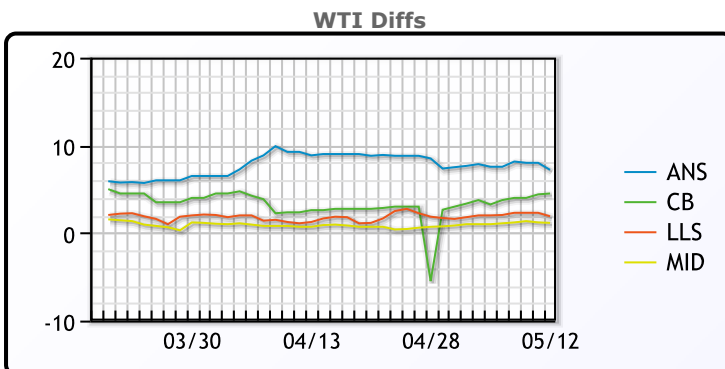


CRUDE

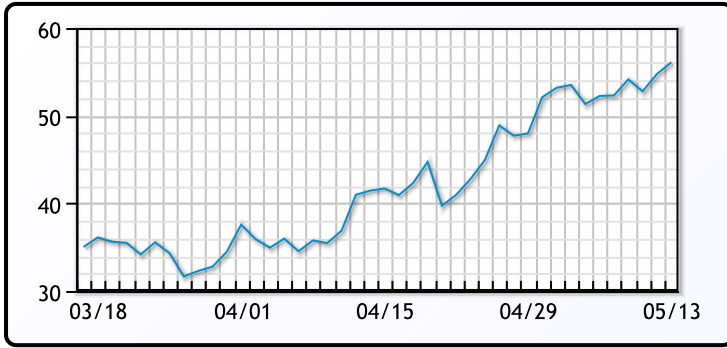
	Last	Week Ago	Month Ago
ANS	113.33	115.81	109.6
BLS	110.63	111.51	103.2
LLS	108.03	110.26	102.25
Mid	107.28	109.26	101.5
WTI	106.13	108.26	100.6

PRODUCTS

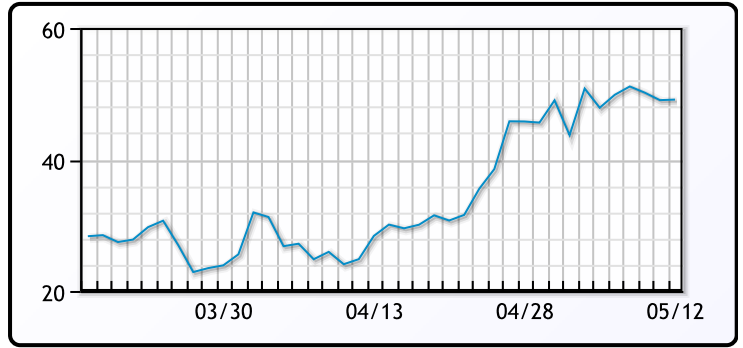
	Last	Week Ago	Month Ago
Gulf RBOB	375.42	358.62	306.5
Gulf ULSD	389.11	415.63	350.57
NYH RBOB	387.3	369.62	293.63
NYH ULSD	491.61	504.13	362.44
USGC 3%	91.13	96.13	89.63



3-2-1 Crack



Gulf 3-2-1 Crack



NGLs

MB

	Last	Week Ago	Month Ago
Butane	124.75	130.88	138.25
IsoButane	164.75	164.88	161.75
Natural Gasoline	221	223.25	231
Propane	123.25	127.75	132.5

CONWAY

	Last	Week Ago	Month Ago
Butane	146	150	150.5
IsoButane	169.5	172	155.5
Natural Gasoline	225	223.5	223.75
Propane	121.63	125.5	128.5

MB NON

	Last	Week Ago	Month Ago
Butane	149.75	155.88	156.75
IsoButane	164.75	164.88	161.75
Natural Gasoline	220.5	223	231
Propane	122.5	127	131.88

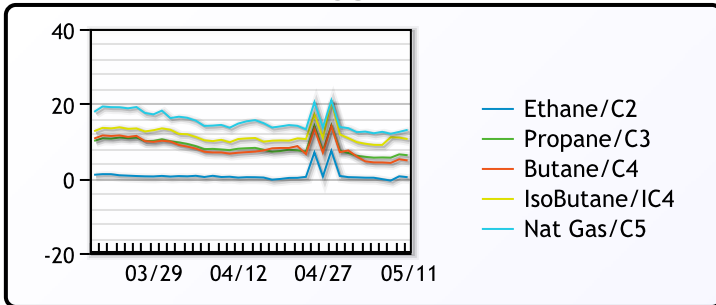
EDMONTON

	Last	Week Ago	Month Ago
Propane	98.63	103.5	103.25

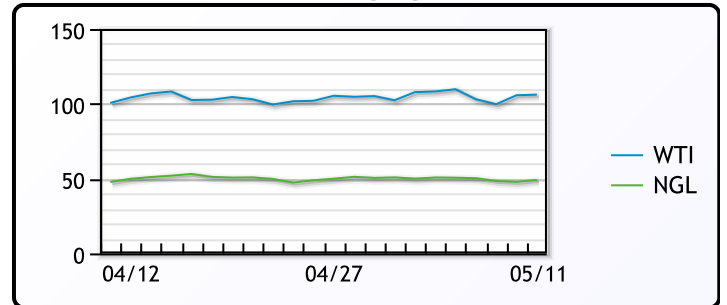
SARNIA

	Last	Week Ago	Month Ago
Propane	150.25	153.75	156

FRAC SPREAD



WTI vs NGL



FX

	Last	Change
CAD	1.3016	-0.003
DXY	104.798	-0.053
Gold	1823.8	1.98

RATES

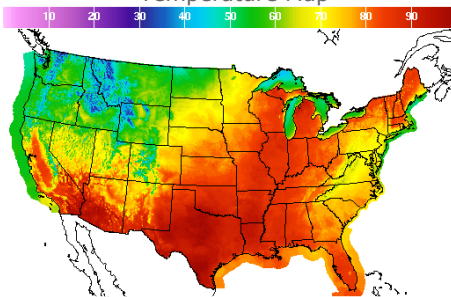
	Last	Change
US 2yr	2.5941	0.0349
US 10yr	2.8859	0.038
CAN 10yr	2.91	-0.093

EQUITIES

	Last	Change
Nasdaq	11370.96	6.72
TSX	1199.496	-7.062
S&P 500	3930.08	-5.1

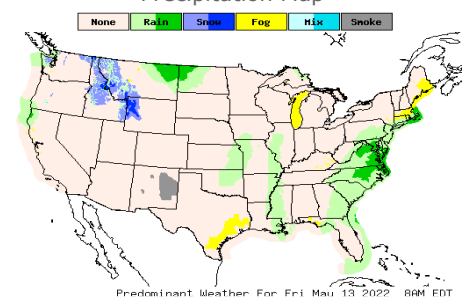
Weather Data

Temperature Map



City	HIGH °F	LOW °F
Calgary	59	36
Conway	61	51
Cushing	85	68
Denver	70	56
Houston	92	72
Mont Belvieu	86	70
Sarnia	78	56
Williston	52	47

Precipitation Map



This report has been prepared by PFL Petroleum Limited personnel for your information only and the views expressed are intended to provide market commentary and are not recommendations. This report is not an offer to sell or a solicitation of any offer to buy any security. The information contained herein has been compiled by PFL from sources believed to be reliable, but no representation or warranty, express or implied, is made by PFL Petroleum Limited, its affiliates or any other person as to its accuracy, completeness or correctness. Copyright 2017 PFL Petroleum Limited. All Rights Reserved