



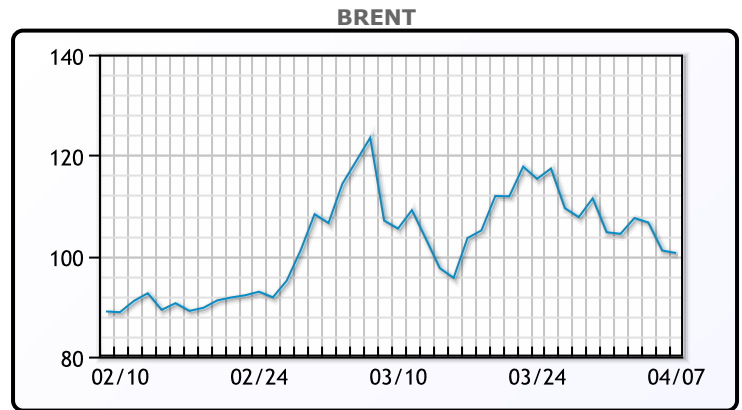
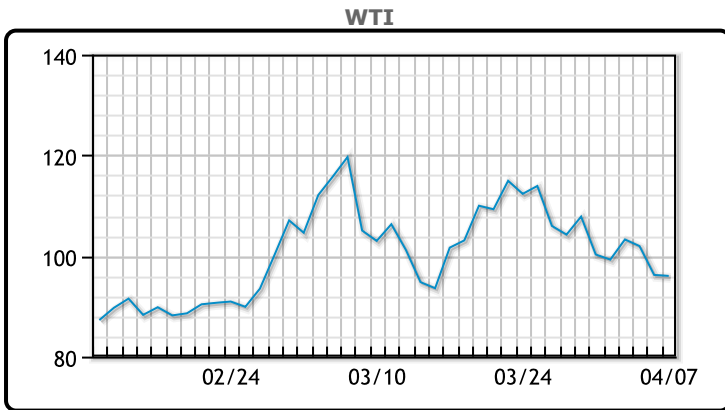
MARKET DAILY

<https://www.pflpetroleum.com>
 1865 Veterans Park Dr. Suite 303
 Naples, Florida 34109
 Phone: 239-390-2885
 Fax: 239-949-0611
 Apr 7, 2022 8:39 PM

Major Energy Futures		
	Settle	Change
Brent	100.58	-0.49
Gas Oil	982.5	-71.75
Natural Gas	6.359	0.33
RBOB	303.98	-0.64
ULSD	326.78	-7.74
WTI	96.03	-0.2

Market Commentary
 Oil settled lower on Thursday, adding to weekly losses on uncertainty that the Europe will be able to effectively sanction Russian energy exports and after consuming nations announced a huge release of oil from emergency reserves coupled with possible demand destruction in Asia (COVID Lockdowns). U.S. West Texas Intermediate crude fell 20 cents, or 0.6 per cent, to settle at \$96.03 per barrel. Brent crude futures fell 49 cents, or 0.5 per cent, to settle at US\$100.58 per barrel. On Wednesday (previous session) both benchmarks plunged more than five per cent to their lowest closing levels since March 16. Folks we are watching Natgas U.S. Natgas draw as reported the U.S. Energy Information Administration said utilities pulled 33 bcf of natural gas from storage during the week ending April 1. Total natural gas in storage is 1.38 tcf, down 17.1 per cent from the five-year average. This is a pretty big number – still cold in ND!

Crude & Product Markets

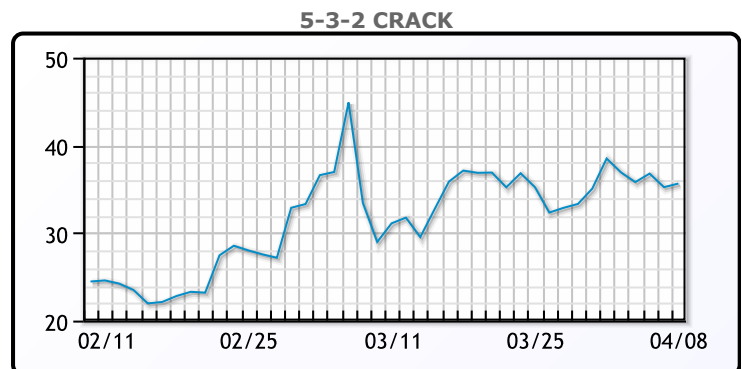
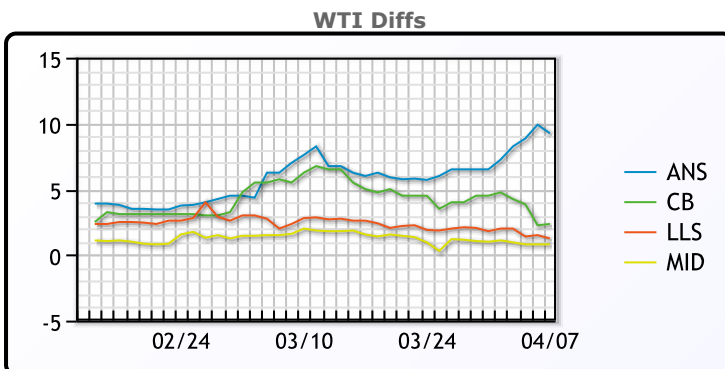


CRUDE

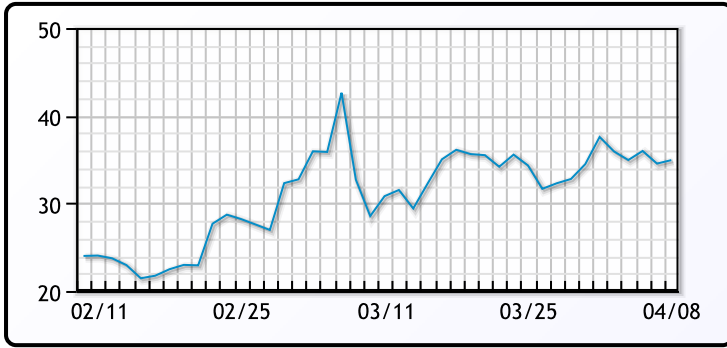
	Last	Week Ago	Month Ago
ANS	105.28	106.78	126.4
BLS	98.38	104.78	124.9
LLS	97.28	102.08	121.75
Mid	96.83	101.28	121
WTI	96.03	100.28	119.4

PRODUCTS

	Last	Week Ago	Month Ago
Gulf RBOB	294.98	308.34	335.46
Gulf ULSD	340.28	344.59	396.15
NYH RBOB	282.23	297.46	342.21
NYH ULSD	350.03	369.12	406.15
USGC 3%	86.63	90.63	102.13



3-2-1 Crack



Gulf 3-2-1 Crack



NGLs

MB

	Last	Week Ago	Month Ago
Butane	133.25	158	189
IsoButane	151.25	175	194
Natural Gasoline	219	235	276.75
Propane	127	140.75	161.75

CONWAY

	Last	Week Ago	Month Ago
Butane	144	164.5	191
IsoButane	160	195	212
Natural Gasoline	215.25	240	272
Propane	123.63	137.75	160

MB NON

	Last	Week Ago	Month Ago
Butane	148.25	169	193.25
IsoButane	151.25	175	194
Natural Gasoline	219	281.5	276
Propane	126.38	140.25	160.75

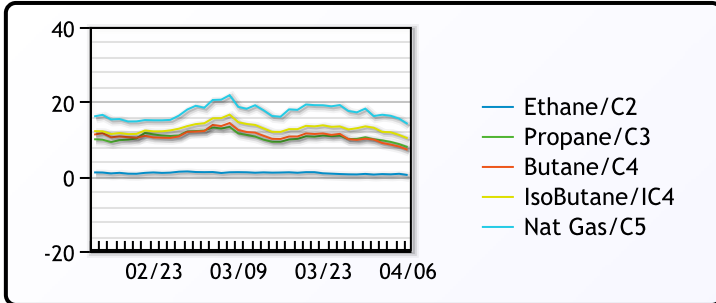
EDMONTON

	Last	Week Ago	Month Ago
Propane	98.63	112.75	137

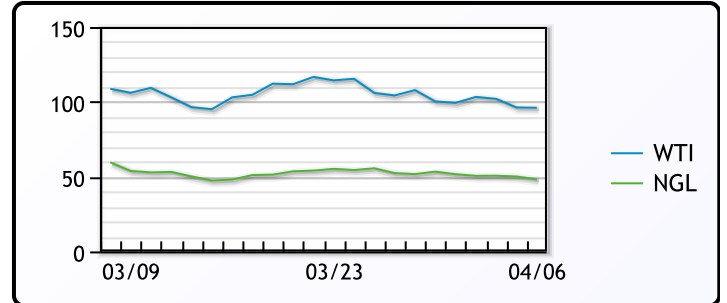
SARNIA

	Last	Week Ago	Month Ago
Propane	163	172.75	189

FRAC SPREAD



WTI vs NGL



FX

	Last	Change
CAD	1.2586	-0.0005
DXY	99.859	0.10799
Gold	1933.98	2.12

RATES

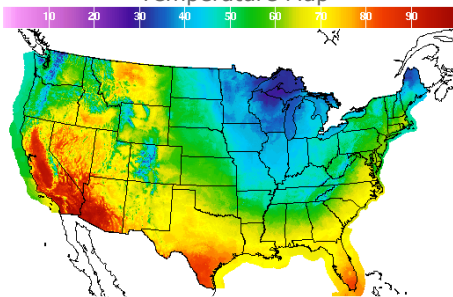
	Last	Change
US 2yr	2.4554	-0.0041
US 10yr	2.6277	-0.0301
CAN 10yr	2.578	0.063

EQUITIES

	Last	Change
Nasdaq	13897.3	8.48
TSX	1323.028	0.725
S&P 500	4500.21	19.06

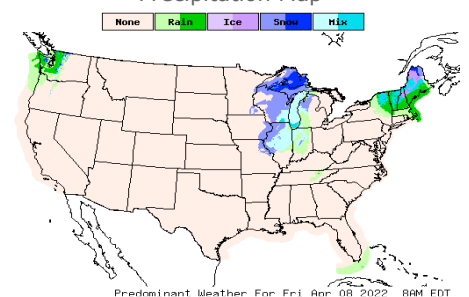
Weather Data

Temperature Map



City	HIGH °F	LOW °F
Calgary	61	31
Conway	37	28
Cushing	58	41
Denver	54	36
Houston	75	59
Mont Belvieu	71	53
Sarnia	49	38
Williston	46	31

Precipitation Map



This report has been prepared by PFL Petroleum Limited personnel for your information only and the views expressed are intended to provide market commentary and are not recommendations. This report is not an offer to sell or a solicitation of any offer to buy any security. The information contained herein has been compiled by PFL from sources believed to be reliable, but no representation or warranty, express or implied, is made by PFL Petroleum Limited, its affiliates or any other person as to its accuracy, completeness or correctness. Copyright 2017 PFL Petroleum Limited. All Rights Reserved