



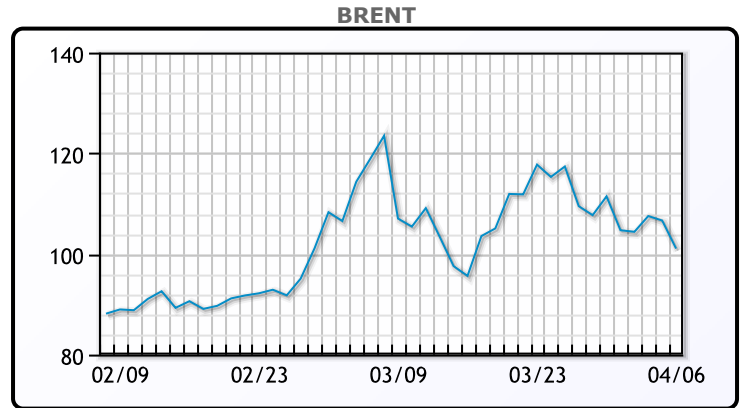
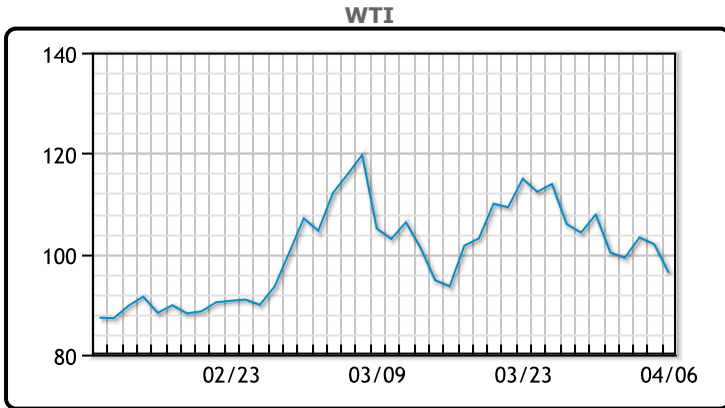
MARKET DAILY

<https://www.pflpetroleum.com>
 1865 Veterans Park Dr. Suite 303
 Naples, Florida 34109
 Phone: 239-390-2885
 Fax: 239-949-0611
 Apr 6, 2022 7:46 PM

Major Energy Futures		
	Settle	Change
Brent	101.07	-5.57
Gas Oil	1054.25	-58
Natural Gas	6.029	-0.003
RBOB	304.62	-11.87
ULSD	334.52	-12.3
WTI	96.23	-5.73

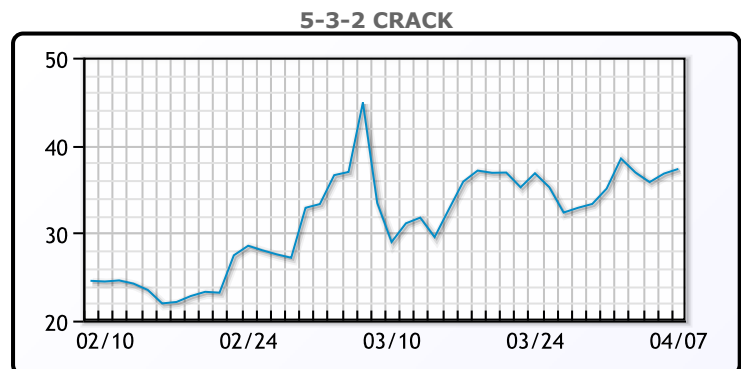
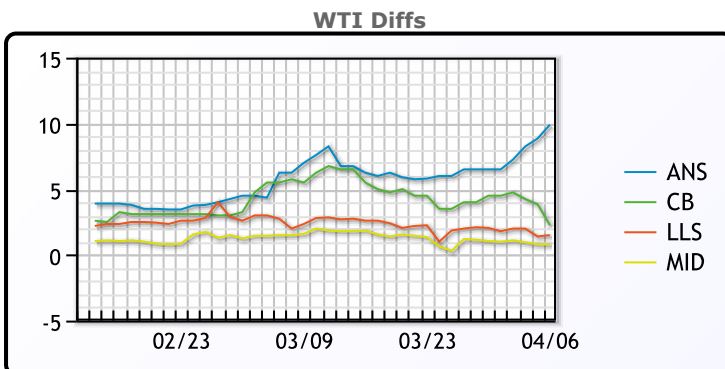
Market Commentary
 Oil prices fell sharply today as large oil consuming nations said they would release oil from their reserves. IEA member nations agreed to release 120MM/bbls from their strategic reserves, which will include 60MM/bbls from the US. This is part of the Bidens administration's commitment to release 180MM/bbls. Fed minutes just released showed the central bank was more hawkish than originally thought. The FOMC was planning to raise rates by 50bps, but stuck with a smaller hike in light of the war in Ukraine. The minutes suggest a hawkish approach from the Fed, which will lead to a stronger USD and be bad for oil consumers using foreign currencies. WTI traded down \$5.73 or -5.6% to close at \$96.23. Brent traded down \$5.57 or -5.2% to close at \$101.07

Crude & Product Markets

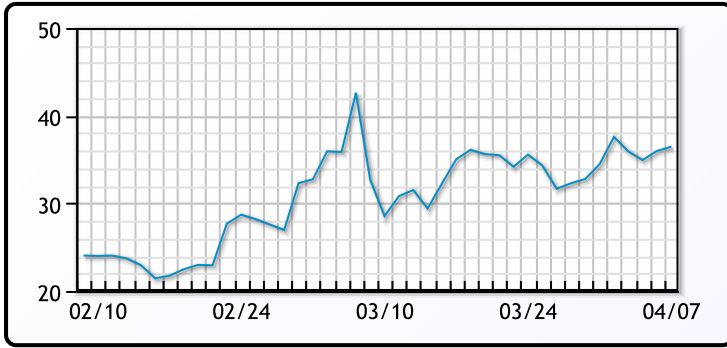


CRUDE			
	Last	Week Ago	Month Ago
ANS	106.13	114.32	121.93
BLS	98.48	112.32	121.43
LLS	97.73	109.87	117.68
Mid	97.03	108.87	117.18
WTI	96.23	107.82	115.68

PRODUCTS			
	Last	Week Ago	Month Ago
Gulf RBOB	296.62	322.39	337.4
Gulf ULSD	350.02	354.95	382.63
NYH RBOB	284.12	311	339.65
NYH ULSD	359.52	380.35	391.63
USGC 3%	87.88	95.63	97.38



3-2-1 Crack



Gulf 3-2-1 Crack



NGLs

MB

	Last	Week Ago	Month Ago
Butane	137	158.38	190.25
IsoButane	155	176.88	191.75
Natural Gasoline	220	255	274
Propane	128	144.13	162.75

CONWAY

	Last	Week Ago	Month Ago
Butane	146	166	186
IsoButane	170	195	204
Natural Gasoline	215	250.5	263
Propane	125.38	141	157

MB NON

	Last	Week Ago	Month Ago
Butane	152	170.88	190.63
IsoButane	155	176.88	191.75
Natural Gasoline	220	288	267
Propane	127	143.63	162

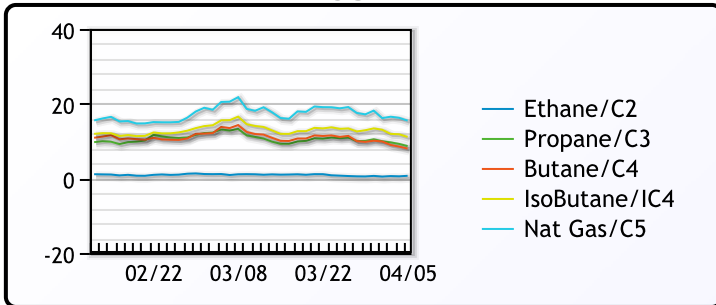
EDMONTON

	Last	Week Ago	Month Ago
Propane	100.38	116	140

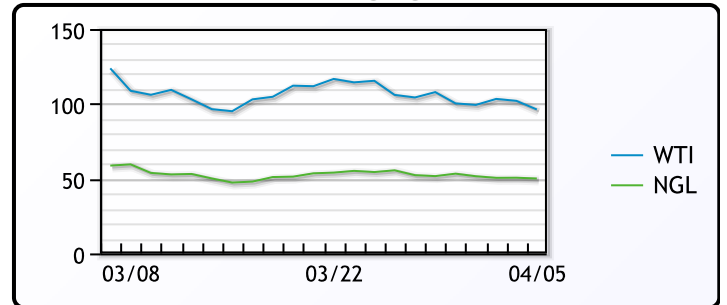
SARNIA

	Last	Week Ago	Month Ago
Propane	163	170	189

FRAC SPREAD



WTI vs NGL



FX

	Last	Change
CAD	1.2561	0.0017
DXY	99.59901	0.127
Gold	1923.52	-1.83

RATES

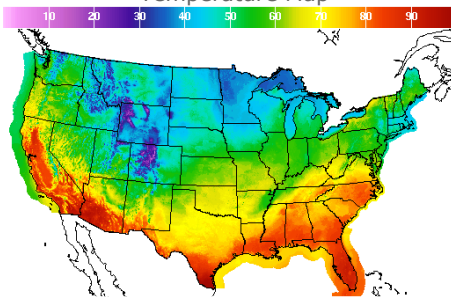
	Last	Change
US 2yr	2.4714	-0.0425
US 10yr	2.5975	0.0506
CAN 10yr	2.515	-0.001

EQUITIES

	Last	Change
Nasdaq	13888.82	-315.35
TSX	1322.303	-7.323
S&P 500	4481.15	-43.97

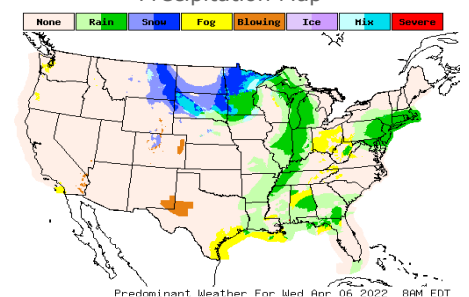
Weather Data

Temperature Map



City	HIGH °F	LOW °F
Calgary	47	31
Conway	34	31
Cushing	64	47
Denver	46	33
Houston	81	68
Mont Belvieu	79	66
Sarnia	56	41
Williston	46	35

Precipitation Map



This report has been prepared by PFL Petroleum Limited personnel for your information only and the views expressed are intended to provide market commentary and are not recommendations. This report is not an offer to sell or a solicitation of any offer to buy any security. The information contained herein has been compiled by PFL from sources believed to be reliable, but no representation or warranty, express or implied, is made by PFL Petroleum Limited, its affiliates or any other person as to its accuracy, completeness or correctness. Copyright 2017 PFL Petroleum Limited. All Rights Reserved