



# MARKET DAILY

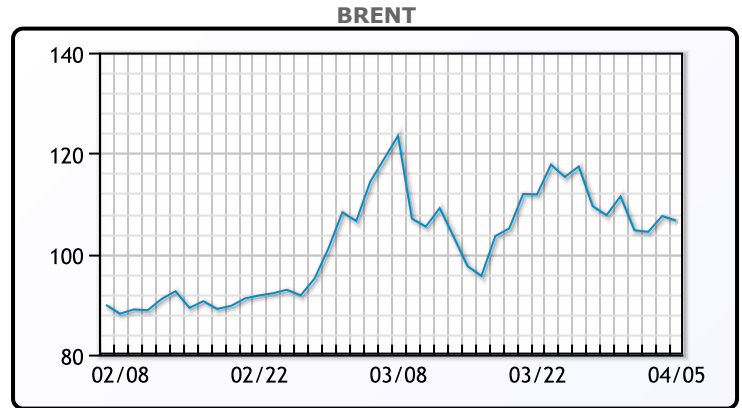
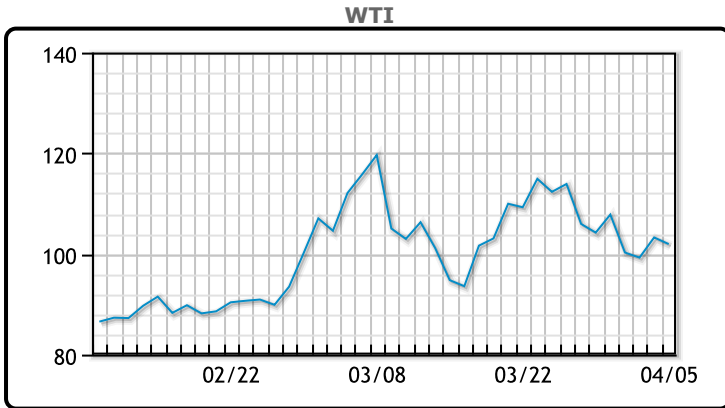
<https://www.pflpetroleum.com>  
 1865 Veterans Park Dr. Suite 303  
 Naples, Florida 34109  
 Phone: 239-390-2885  
 Fax: 239-949-0611  
 Apr 5, 2022 6:15 PM

Major Energy Futures		
	Settle	Change
Brent	106.64	-0.89
Gas Oil	1080.25	47.25
Natural Gas	6.032	0.32
RBOB	316.49	-3.32
ULSD	346.82	-7.79
WTI	101.96	-1.32

**Market Commentary**

Oil prices eased again today in another volatile session, under pressure from a new reported strain of Coronavirus and a strengthening USD. The dollar strengthened a fourth day in a row to its highest since May 2020 against a basket of other currencies. Bob Yawger, director of energy futures for Mizuho, noted that since the announcement of the SPR release that backwardation has narrowed in later dated crude futures. "Early dollar weakness today gradually gave way to strength in providing additional impetus behind today's oil price swing back to the downside," Jim Ritterbusch, president of Ritterbusch and Associates in Galena, Illinois. WTI traded down \$1.32 or -1.28% to close at \$101.96. Brent traded down \$.89 or -.83% to close at \$106.64.

## Crude & Product Markets

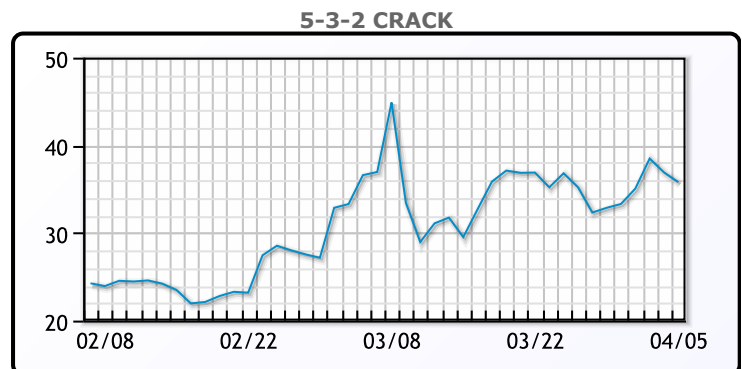
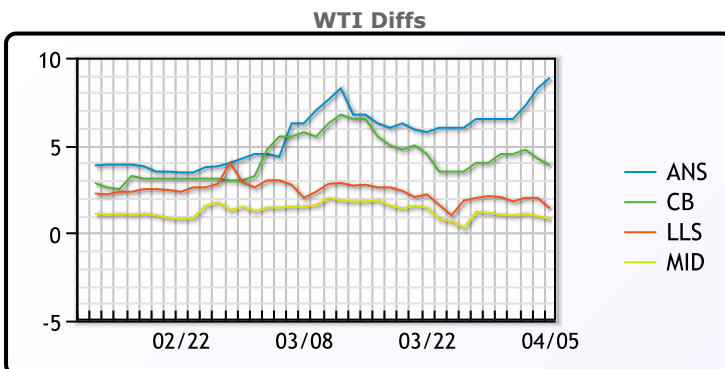


**CRUDE**

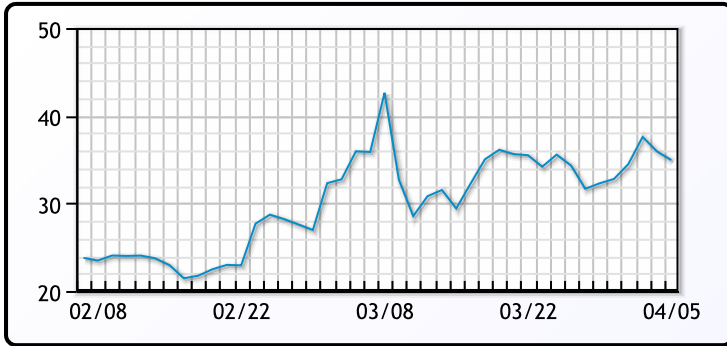
	Last	Week Ago	Month Ago
ANS	110.81	110.74	121.93
BLS	105.81	108.24	121.43
LLS	103.36	106.34	117.68
Mid	102.76	105.39	117.18
WTI	101.96	104.24	115.68

**PRODUCTS**

	Last	Week Ago	Month Ago
Gulf RBOB	309.49	310.92	337.4
Gulf ULSD	368.07	348.67	382.63
NYH RBOB	295.74	300.83	339.65
NYH ULSD	377.32	372.11	391.63
USGC 3%	91.63	93.13	97.38



**3-2-1 Crack**



**Gulf 3-2-1 Crack**



**NGLs**

**MB**

	Last	Week Ago	Month Ago
Butane	155	158.5	181.5
IsoButane	163	168	186.5
Natural Gasoline	232.5	244	274
Propane	132.5	140	160

**CONWAY**

	Last	Week Ago	Month Ago
Butane	153	163	181.5
IsoButane	180	195	210
Natural Gasoline	229	240	263
Propane	130	137.75	154.5

**MB NON**

	Last	Week Ago	Month Ago
Butane	158	166.5	186.5
IsoButane	163	168	186.5
Natural Gasoline	234	270	267.5
Propane	132	139.63	162

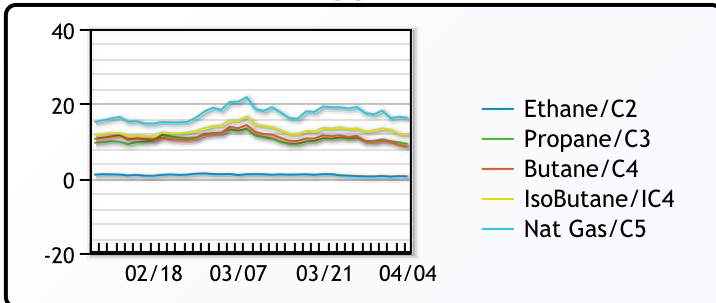
**EDMONTON**

	Last	Week Ago	Month Ago
Propane	106	113.5	140

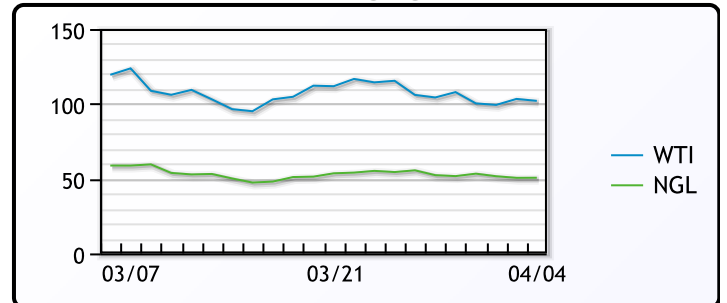
**SARNIA**

	Last	Week Ago	Month Ago
Propane	172.75	175.5	189

**FRAC SPREAD**



**WTI vs NGL**



**FX**

	Last	Change
CAD	1.2489	0.0002
DXY	99.485	0.48499
Gold	1922.93	-0.67

**RATES**

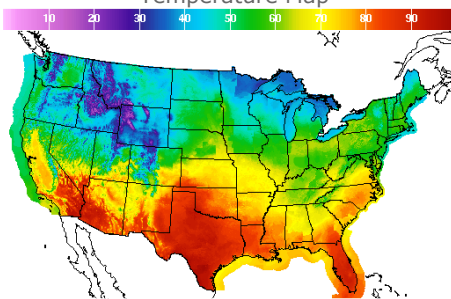
	Last	Change
US 2yr	2.5139	0.0918
US 10yr	2.5469	0.1518
CAN 10yr	2.516	0.076

**EQUITIES**

	Last	Change
Nasdaq	14204.17	-328.38
TSX	1329.63	-6.436
S&P 500	4525.12	-57.52

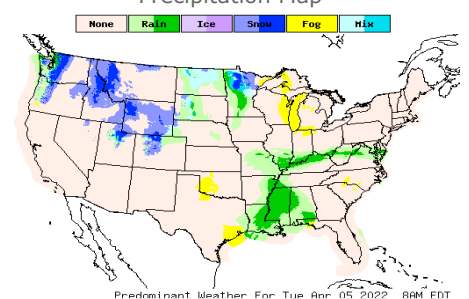
**Weather Data**

**Temperature Map**



City	HIGH °F	LOW °F
Calgary	46	34
Conway	38	33
Cushing	77	54
Denver	60	37
Houston	88	68
Mont Belvieu	83	68
Sarnia	49	36
Williston	49	38

**Precipitation Map**



This report has been prepared by PFL Petroleum Limited personnel for your information only and the views expressed are intended to provide market commentary and are not recommendations. This report is not an offer to sell or a solicitation of any offer to buy any security. The information contained herein has been compiled by PFL from sources believed to be reliable, but no representation or warranty, express or implied, is made by PFL Petroleum Limited, its affiliates or any other person as to its accuracy, completeness or correctness. Copyright 2017 PFL Petroleum Limited. All Rights Reserved