



MARKET DAILY

<https://www.pflpetroleum.com>
 1865 Veterans Park Dr. Suite 303
 Naples, Florida 34109
 Phone: 239-390-2885
 Fax: 239-949-0611
 Apr 4, 2022 6:13 PM

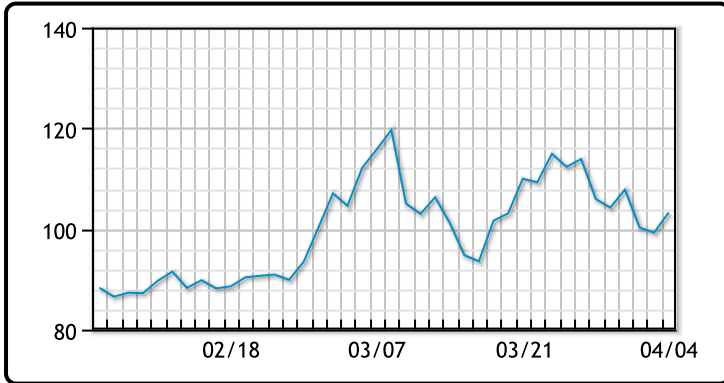
Major Energy Futures		
	Settle	Change
Brent	107.53	3.14
Gas Oil	1138.25	30.25
Natural Gas	5.712	0.078
RBOB	319.81	0.26
ULSD	354.61	6.31
WTI	103.28	4.01

Market Commentary

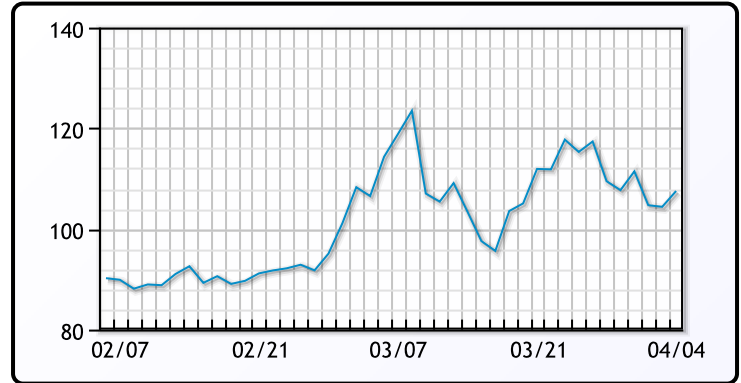
Oil prices were stronger today as mounting civilian deaths in Ukraine is putting more pressure on European nations to impose more sanctions on Russia. Germanys Chancellor said Western allies would agree on more sanctions on Moscow in the coming days, after a mass grave was found outside Kyiv. "As the U.S. and EU reduce purchases of Russian oil, it leaves China and India as the main customers that remain and many of the refineries in those countries might be reluctant to purchase Russian oil with the negative public relations associated," said Andrew Lipow, president of Lipow Oil Associates in Houston. WTI traded up \$4.01 or 4.04% to close at \$103.28. Brent traded up \$3.14 or 3.01% to close at \$107.53.

Crude & Product Markets

WTI



BRENT



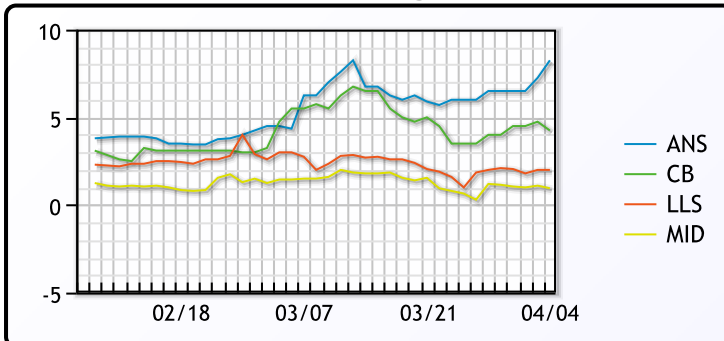
CRUDE

	Last	Week Ago	Month Ago
ANS	111.53	112.46	121.93
BLS	107.53	109.96	121.43
LLS	105.28	107.96	117.68
Mid	104.23	107.16	117.18
WTI	103.28	105.96	115.68

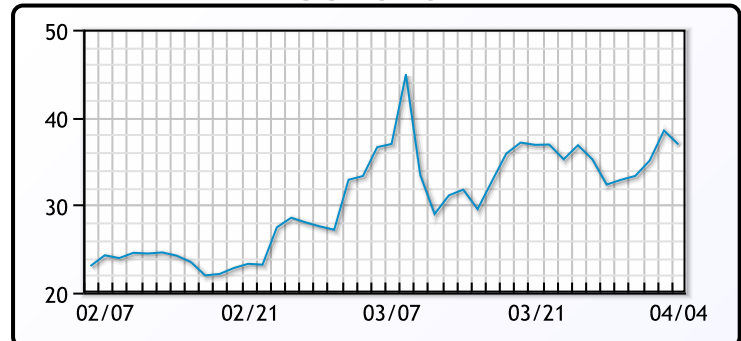
PRODUCTS

	Last	Week Ago	Month Ago
Gulf RBOB	313.31	312.12	337.4
Gulf ULSD	372.11	355.82	382.63
NYH RBOB	299.81	301.88	339.65
NYH ULSD	390.06	380.34	391.63
USGC 3%	94.63	94.13	97.38

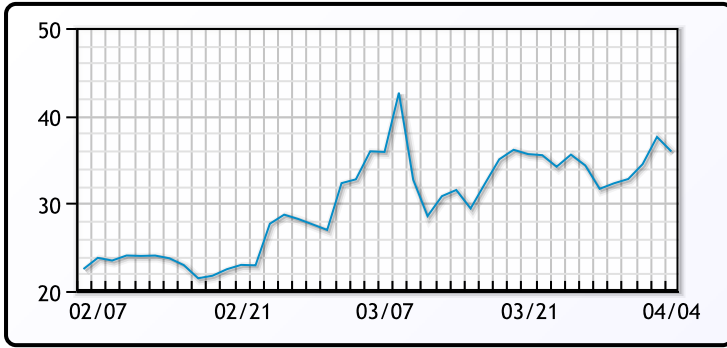
WTI Diffs



5-3-2 CRACK



3-2-1 Crack



Gulf 3-2-1 Crack



NGLs

MB

	Last	Week Ago	Month Ago
Butane	157.25	161.5	181.5
IsoButane	166.25	169.75	186.5
Natural Gasoline	238	249.5	274
Propane	136	140.5	160

CONWAY

	Last	Week Ago	Month Ago
Butane	154	163	181.5
IsoButane	181	195	210
Natural Gasoline	230.5	246	263
Propane	131.25	139	154.5

MB NON

	Last	Week Ago	Month Ago
Butane	160.25	169.5	186.5
IsoButane	166.25	169.75	186.5
Natural Gasoline	241.5	260.5	267.5
Propane	135.38	140.13	162

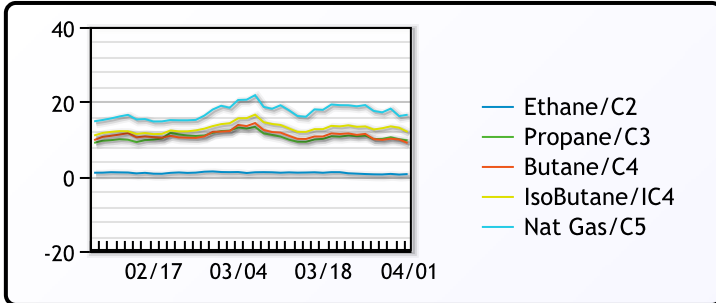
EDMONTON

	Last	Week Ago	Month Ago
Propane	108.5	112.25	140

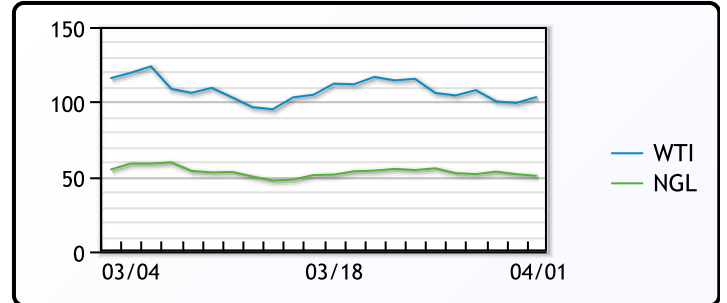
SARNIA

	Last	Week Ago	Month Ago
Propane	172.75	175.5	189

FRAC SPREAD



WTI vs NGL



FX

	Last	Change
CAD	1.2487	0.0002
DXY	98.987	0.355
Gold	1933.21	0.48

RATES

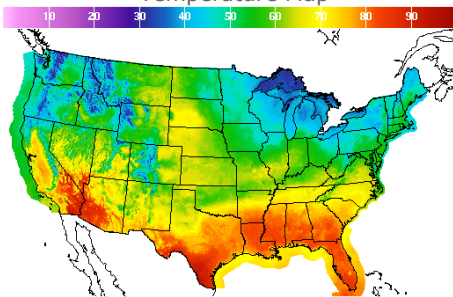
	Last	Change
US 2yr	2.4221	-0.0343
US 10yr	2.3951	0.0129
CAN 10yr	2.44	0.006

EQUITIES

	Last	Change
Nasdaq	14532.55	271.05
TSX	1336.066	9.498
S&P 500	4582.64	36.78

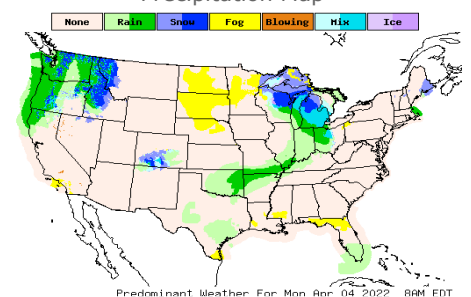
Weather Data

Temperature Map



City	HIGH °F	LOW °F
Calgary	53	34
Conway	50	28
Cushing	60	57
Denver	66	43
Houston	73	65
Mont Belvieu	72	63
Sarnia	39	32
Williston	62	35

Precipitation Map



This report has been prepared by PFL Petroleum Limited personnel for your information only and the views expressed are intended to provide market commentary and are not recommendations. This report is not an offer to sell or a solicitation of any offer to buy any security. The information contained herein has been compiled by PFL from sources believed to be reliable, but no representation or warranty, express or implied, is made by PFL Petroleum Limited, its affiliates or any other person as to its accuracy, completeness or correctness. Copyright 2017 PFL Petroleum Limited. All Rights Reserved