



MARKET DAILY

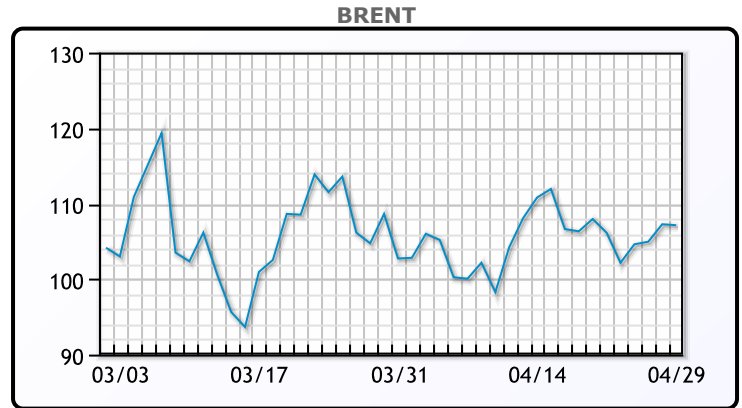
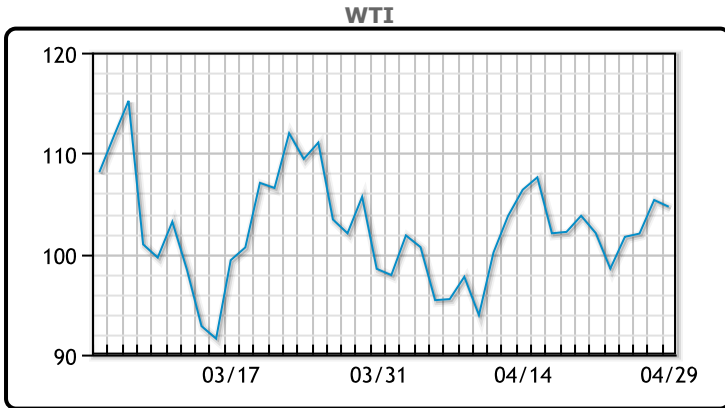
<https://www.pflpetroleum.com>
 1865 Veterans Park Dr. Suite 303
 Naples, Florida 34109
 Phone: 239-390-2885
 Fax: 239-949-0611
 Apr 29, 2022 6:01 PM

Major Energy Futures		
	Settle	Change
Brent	107.14	-0.96
Gas Oil	1227.25	21.5
Natural Gas	7.244	-0.451
RBOB	344.24	6.24
ULSD	401.72	6.93
WTI	104.69	-0.67

Market Commentary

Oil prices traded down today, after initially trading higher earlier in the session in a volatile day. Heating oil prices plummeted today into expiration of the front month contract, dropping as much as 20% at one point. The heating oil contract expired on Friday, along with the global Brent benchmark and U.S. gasoline futures. Volumes in all three front-month contracts was low, creating outsized volatility in the market and leading to late-day sell-offs, analysts said. "The fireworks were all in the expiring diesel contract," said Andrew Lipow of Lipow Oil Associates in Houston. "Today's expiry is especially volatile and may not be reflective of actual tightness." Prices closed out the week up slightly, mostly on prospects of a Russian oil embargo by the EU and the result that could have on Russian production. WTI traded down \$.67 or -.64% to close at \$104.69. Brent traded down \$.96 or -.9% to close at \$106.30.

Crude & Product Markets

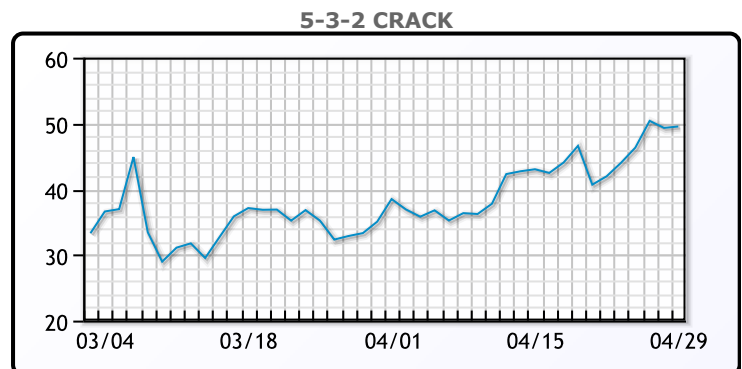
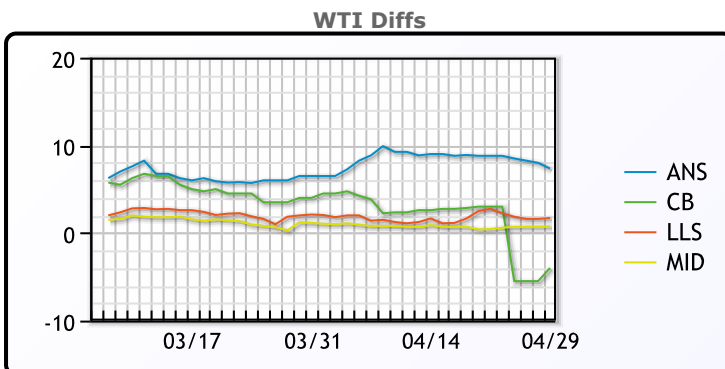


CRUDE

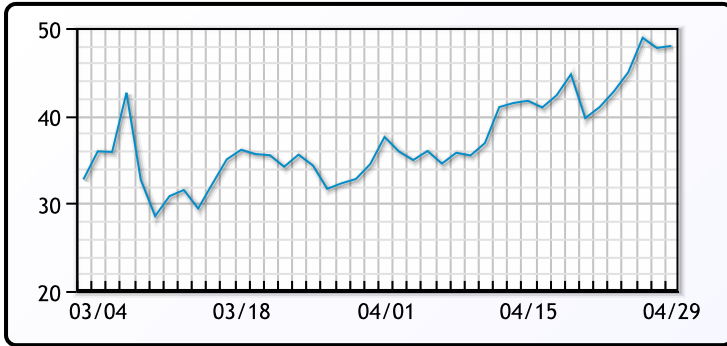
	Last	Week Ago	Month Ago
ANS	112.04	111.87	110.74
BLS	100.69	106.07	108.24
LLS	106.39	105.82	106.34
Mid	105.44	103.52	105.39
WTI	104.69	103.07	104.24

PRODUCTS

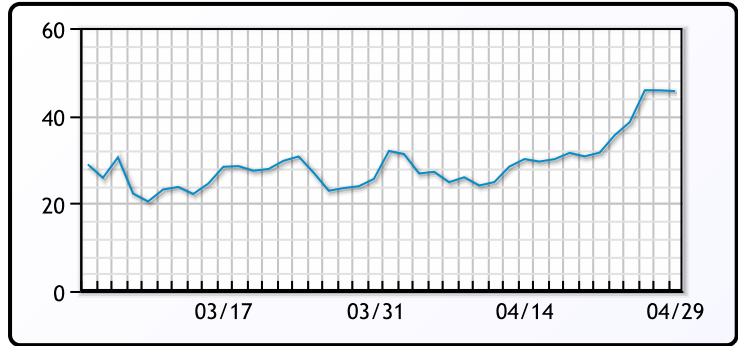
	Last	Week Ago	Month Ago
Gulf RBOB	335.99	322.38	310.92
Gulf ULSD	427.22	390.61	348.67
NYH RBOB	347.71	308.5	300.83
NYH ULSD	478.17	406.86	372.11
USGC 3%	92.63	89.63	93.13



3-2-1 Crack



Gulf 3-2-1 Crack



NGLs

MB

	Last	Week Ago	Month Ago
Butane	142.5	156.5	155.13
IsoButane	176	163.5	172.13
Natural Gasoline	223.75	224.5	244
Propane	130.05	128.5	140.13

CONWAY

	Last	Week Ago	Month Ago
Butane	151.25	144	161
IsoButane	180	149	189
Natural Gasoline	231	219.5	243
Propane	125.5	124.25	138.5

MB NON

	Last	Week Ago	Month Ago
Butane	161	138	166.13
IsoButane	176	163.5	172.13
Natural Gasoline	223	225	268
Propane	128.25	128.1	139.63

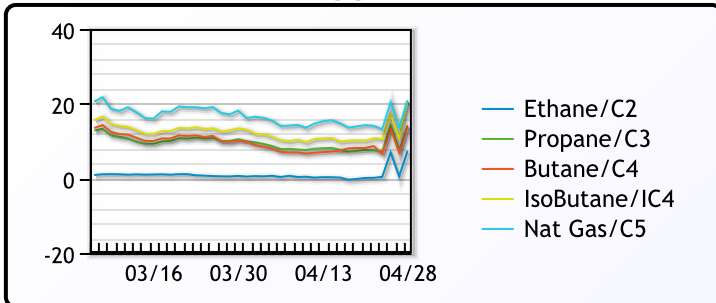
EDMONTON

	Last	Week Ago	Month Ago
Propane	103	99.25	113.5

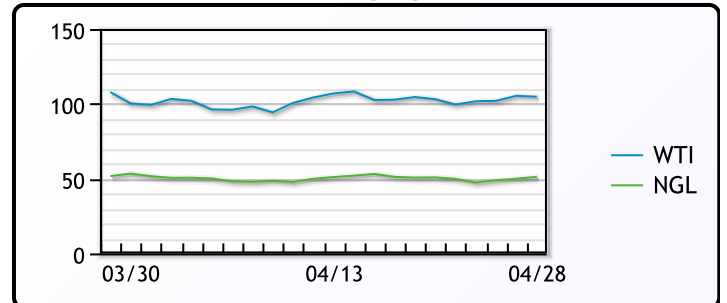
SARNIA

	Last	Week Ago	Month Ago
Propane	155.25	156.75	175.5

FRAC SPREAD



WTI vs NGL



FX

	Last	Change
CAD	1.2848	0.004
DXY	103.212	-0.411
Gold	1896.93	2.48

RATES

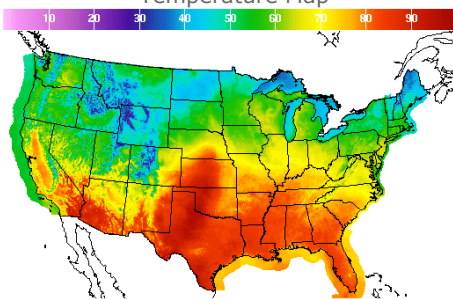
	Last	Change
US 2yr	2.7146	0.0973
US 10yr	2.9336	0.1112
CAN 10yr	2.866	0.078

EQUITIES

	Last	Change
Nasdaq	12334.64	-536.89
TSX	1255.537	-22.446
S&P 500	4131.93	-155.57

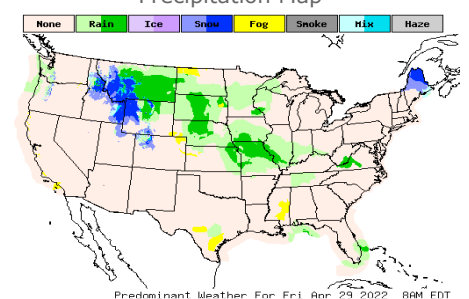
Weather Data

Temperature Map



City	HIGH °F	LOW °F
Calgary	52	33
Conway	50	35
Cushing	80	65
Denver	65	50
Houston	85	68
Mont Belvieu	81	68
Sarnia	51	32
Williston	51	37

Precipitation Map



This report has been prepared by PFL Petroleum Limited personnel for your information only and the views expressed are intended to provide market commentary and are not recommendations. This report is not an offer to sell or a solicitation of any offer to buy any security. The information contained herein has been compiled by PFL from sources believed to be reliable, but no representation or warranty, express or implied, is made by PFL Petroleum Limited, its affiliates or any other person as to its accuracy, completeness or correctness. Copyright 2017 PFL Petroleum Limited. All Rights Reserved