



MARKET DAILY

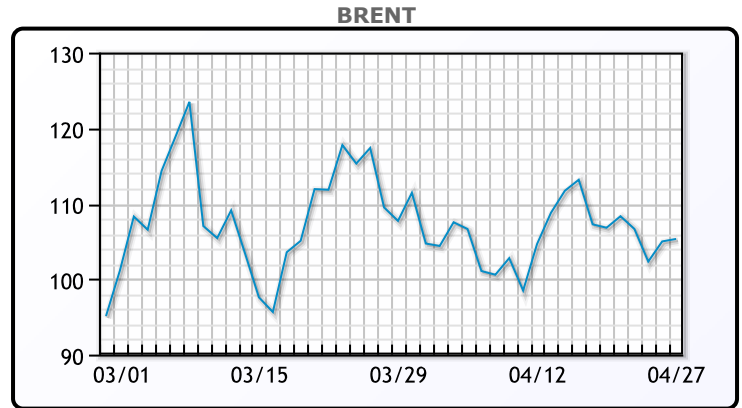
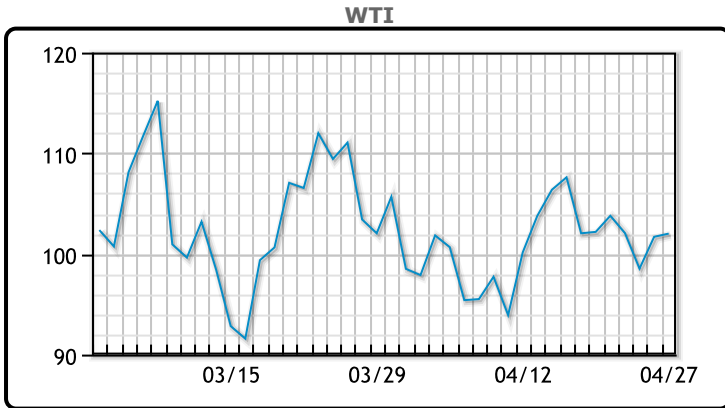
<https://www.pflpetroleum.com>
 1865 Veterans Park Dr. Suite 303
 Naples, Florida 34109
 Phone: 239-390-2885
 Fax: 239-949-0611
 Apr 27, 2022 5:54 PM

Major Energy Futures		
	Settle	Change
Brent	105.32	0.16
Gas Oil	1169.25	63.75
Natural Gas	7.339	0.173
RBOB	345.6	9.9
ULSD	467.43	37.7
WTI	102.02	0.32

Market Commentary

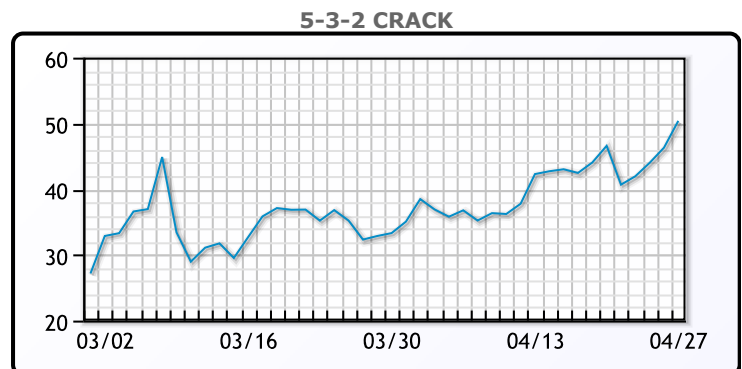
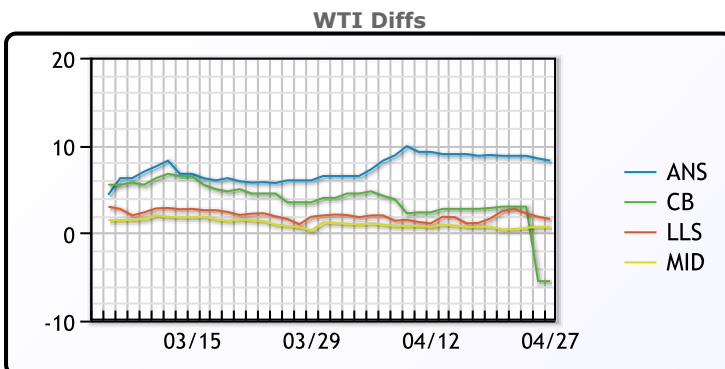
Oil prices rose slightly today, trading up later in the day after trading down earlier in the session. Russia moved to cut gas shipments off to Bulgaria and Poland, adding to worries about tighter supply and pushing up domestic nat gas prices. "Russia wants the payments in roubles for gas, and the fear is that before long they may want to do the same with oil," said Claudio Galimberti, senior vice president of analysis at Rystad. Crude oil inventories rose by 690K bbls, compared to a forecasted rise of 2MM/bbls. Gasoline inventories declined by 1.57MM/bbls and distillate inventories declined by 1.45MM/bbls. The drop in distillate stocks helped boost U.S. heating oil futures to an all-time closing record at more than \$4.67. WTI traded up \$.32 or .31% to close at \$102.02. Brent traded up \$.16 or .15% to close at \$105.15.

Crude & Product Markets

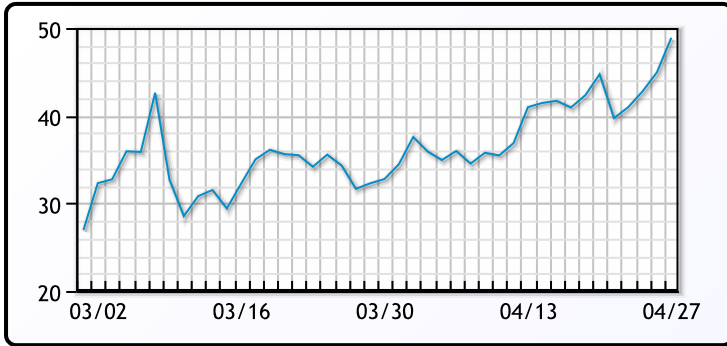


CRUDE			
	Last	Week Ago	Month Ago
ANS	110.27	111.65	121.4
BLS	96.52	105.6	118.9
LLS	103.62	104.4	117.25
Mid	102.72	103.45	115.7
WTI	102.02	102.75	115.4

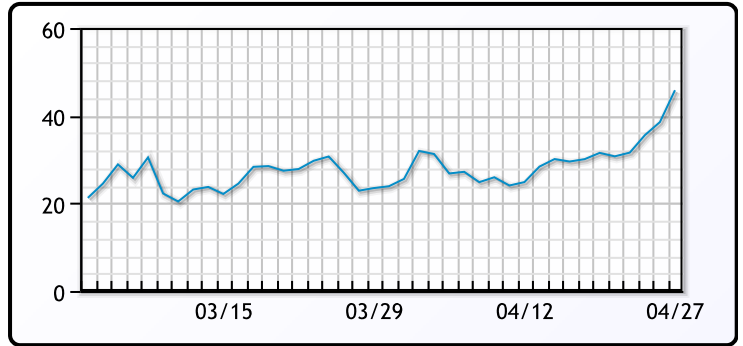
PRODUCTS			
	Last	Week Ago	Month Ago
Gulf RBOB	335.98	320.23	336.63
Gulf ULSD	422.66	392.69	387.62
NYH RBOB	346.35	306.98	327
NYH ULSD	490.93	415.31	419.96
USGC 3%	90.63	89.13	101.63



3-2-1 Crack



Gulf 3-2-1 Crack



NGLs

MB

	Last	Week Ago	Month Ago
Butane	141.5	156.75	173
IsoButane	167	163	178
Natural Gasoline	222.25	228.38	266.75
Propane	129.63	131.5	149.25

CONWAY

	Last	Week Ago	Month Ago
Butane	152	149	171.5
IsoButane	169	156.5	200
Natural Gasoline	230	225.5	260
Propane	125.5	126.63	145.88

MB NON

	Last	Week Ago	Month Ago
Butane	160	138.25	177.25
IsoButane	167	161.5	178
Natural Gasoline	221.5	227.75	270.75
Propane	129	131.38	148.75

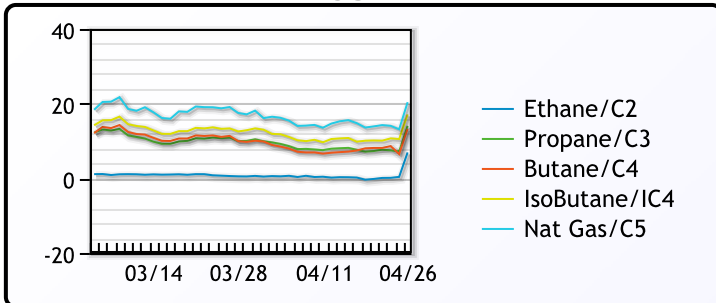
EDMONTON

	Last	Week Ago	Month Ago
Propane	101	101.63	119.88

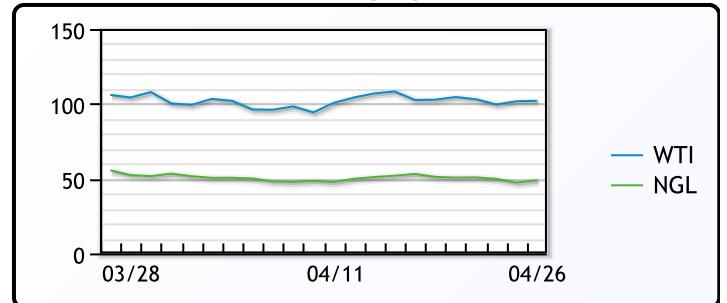
SARNIA

	Last	Week Ago	Month Ago
Propane	156.75	156	175.5

FRAC SPREAD



WTI vs NGL



FX

	Last	Change
CAD	1.2817	-0.0002
DXY	102.982	0.679
Gold	1886.02	-0.08

RATES

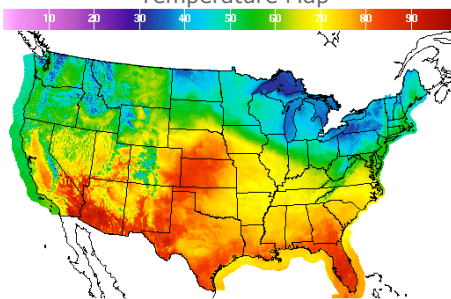
	Last	Change
US 2yr	2.591	0.1137
US 10yr	2.8318	0.1113
CAN 10yr	2.8	0.09

EQUITIES

	Last	Change
Nasdaq	12488.93	-1.81
TSX	1255.67	3.074
S&P 500	4183.96	8.76

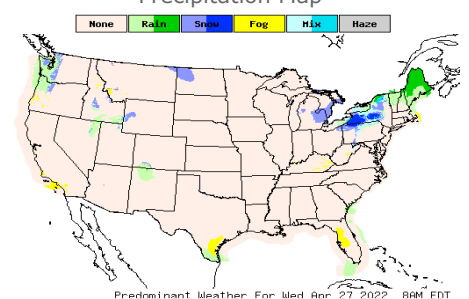
Weather Data

Temperature Map



City	HIGH °F	LOW °F
Calgary	52	35
Conway	45	23
Cushing	75	48
Denver	69	52
Houston	81	62
Mont Belvieu	78	58
Sarnia	35	27
Williston	44	24

Precipitation Map



This report has been prepared by PFL Petroleum Limited personnel for your information only and the views expressed are intended to provide market commentary and are not recommendations. This report is not an offer to sell or a solicitation of any offer to buy any security. The information contained herein has been compiled by PFL from sources believed to be reliable, but no representation or warranty, express or implied, is made by PFL Petroleum Limited, its affiliates or any other person as to its accuracy, completeness or correctness. Copyright 2017 PFL Petroleum Limited. All Rights Reserved