



MARKET DAILY

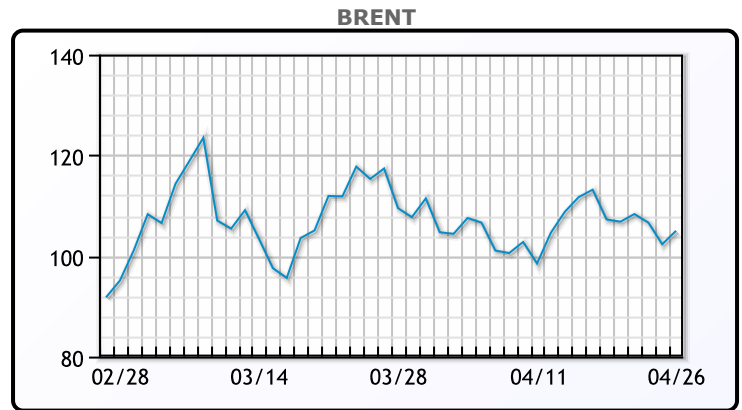
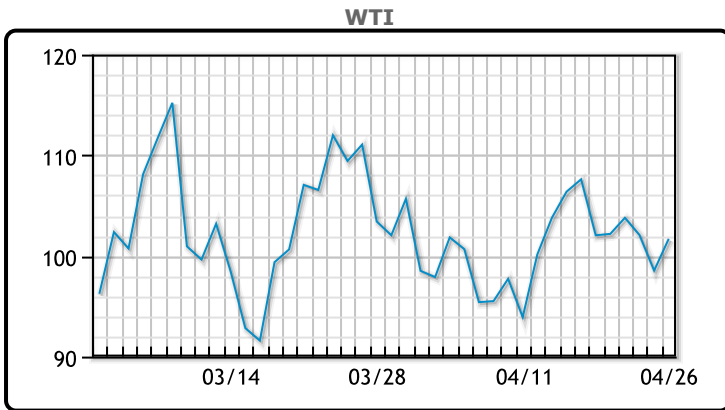
<https://www.pflpetroleum.com>
 1865 Veterans Park Dr. Suite 303
 Naples, Florida 34109
 Phone: 239-390-2885
 Fax: 239-949-0611
 Apr 26, 2022 7:58 PM

Major Energy Futures		
	Settle	Change
Brent	104.99	2.67
Gas Oil	1129.25	-53.25
Natural Gas	6.85	0.181
RBOB	333.88	9.9
ULSD	446.79	37.7
WTI	101.7	3.16

Market Commentary

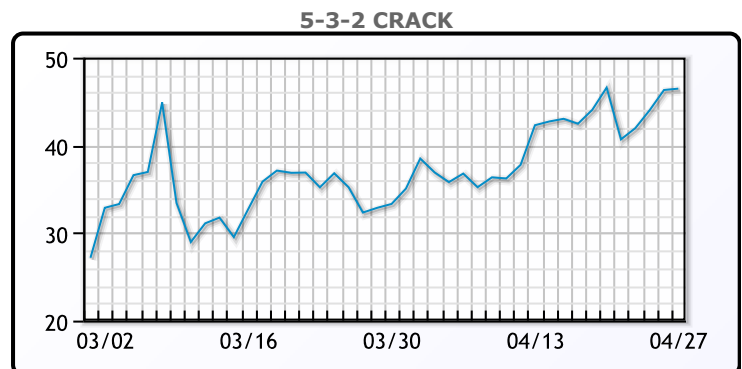
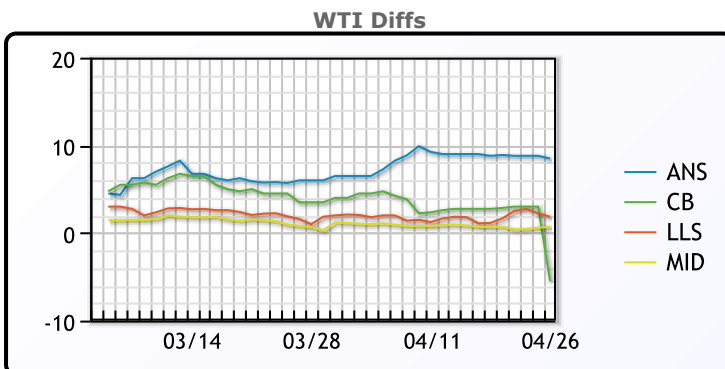
Oil prices rose today, rebounding from yesterday in a volatile session. China's central bank said it will step up prudent monetary policy support to the economy, which could be a boost to oil demand. "Oil traders are putting Beijing lockdown fears in the rear-view mirror and instead are focusing on more stimulus coming from China," said Phil Flynn, an analyst at Price Futures Group. Weather-related outages in production in North Dakota's Bakken shale basin are supporting crude futures. So is higher prices for products. NYMEX ultra-low-sulfur diesel futures rose 9.2% to settle at \$4.47 a gallon, a record close, after Poland said Russia warned that gas supply would stop on Wednesday. WTI traded up \$3.16 or 3.2% to close at \$101.70. Brent traded up \$2.67 or 2.6% to close at \$104.99.

Crude & Product Markets

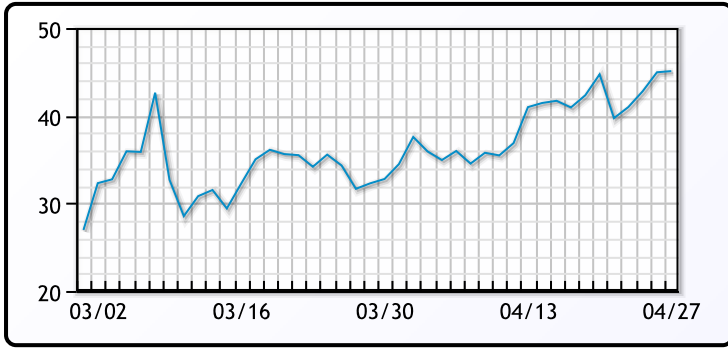


CRUDE			
	Last	Week Ago	Month Ago
ANS	110.2	111.36	121.4
BLS	96.2	105.31	118.9
LLS	103.55	103.71	117.25
Mid	102.4	103.26	115.7
WTI	101.7	102.56	115.4

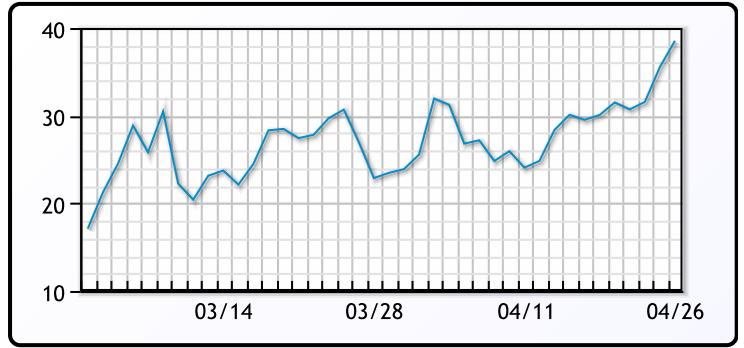
PRODUCTS			
	Last	Week Ago	Month Ago
Gulf RBOB	325.73	316.24	336.63
Gulf ULSD	429.23	389.82	387.62
NYH RBOB	333.75	302.49	327
NYH ULSD	471.79	407.69	419.96
USGC 3%	90.13	89.63	101.63



3-2-1 Crack



Gulf 3-2-1 Crack



NGLs

MB

	Last	Week Ago	Month Ago
Butane	136.38	158.85	173
IsoButane	161.88	165.5	178
Natural Gasoline	221.75	228.5	266.75
Propane	128.38	132.75	149.25

CONWAY

	Last	Week Ago	Month Ago
Butane	150.75	150	171.5
IsoButane	161	157.5	200
Natural Gasoline	219	227.5	260
Propane	124.75	126.25	145.88

MB NON

	Last	Week Ago	Month Ago
Butane	154.88	157	177.25
IsoButane	161.88	164.5	178
Natural Gasoline	221	229	270.75
Propane	127.75	132.25	148.75

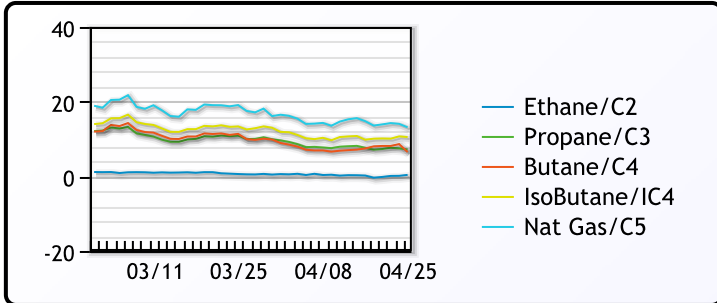
EDMONTON

	Last	Week Ago	Month Ago
Propane	100.25	101.25	119.88

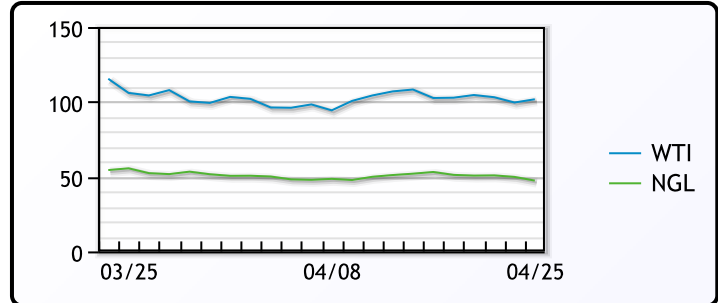
SARNIA

	Last	Week Ago	Month Ago
Propane	156.75	156	175.5

FRAC SPREAD



WTI vs NGL



FX

	Last	Change
CAD	1.2806	-0.002
DXY	102.303	0.551
Gold	1906.8	1.29

RATES

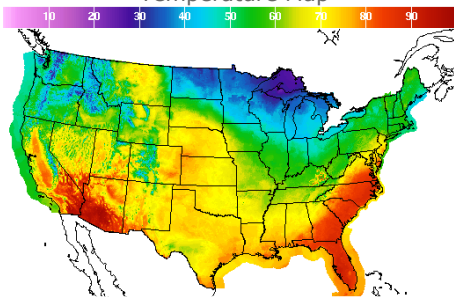
	Last	Change
US 2yr	2.4773	-0.1484
US 10yr	2.7205	-0.0993
CAN 10yr	2.71	-0.088

EQUITIES

	Last	Change
Nasdaq	12490.74	-514.11
TSX	1252.596	-18.286
S&P 500	4175.2	-120.92

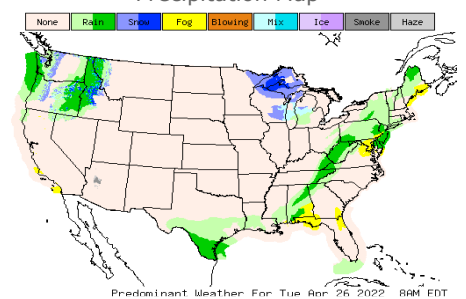
Weather Data

Temperature Map



City	HIGH °F	LOW °F
Calgary	58	41
Conway	35	12
Cushing	69	42
Denver	73	43
Houston	77	63
Mont Belvieu	77	61
Sarnia	45	34
Williston	41	18

Precipitation Map



This report has been prepared by PFL Petroleum Limited personnel for your information only and the views expressed are intended to provide market commentary and are not recommendations. This report is not an offer to sell or a solicitation of any offer to buy any security. The information contained herein has been compiled by PFL from sources believed to be reliable, but no representation or warranty, express or implied, is made by PFL Petroleum Limited, its affiliates or any other person as to its accuracy, completeness or correctness. Copyright 2017 PFL Petroleum Limited. All Rights Reserved