



MARKET DAILY

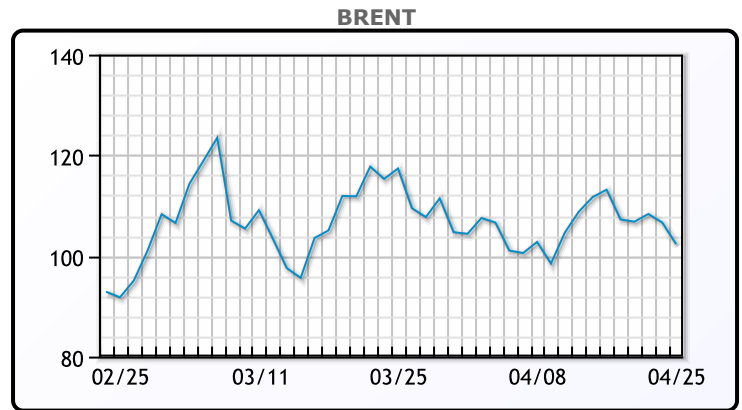
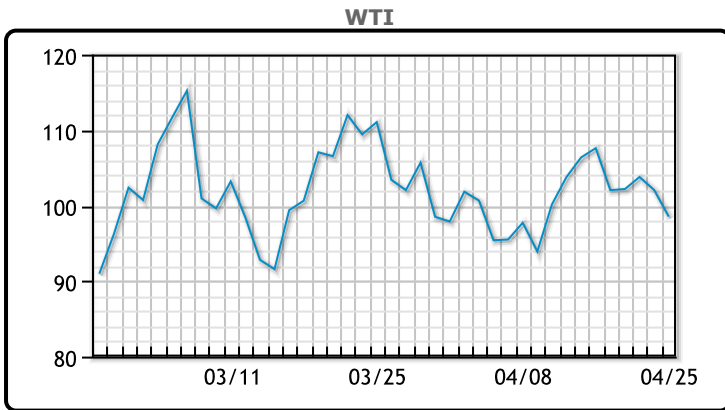
<https://www.pflpetroleum.com>
 1865 Veterans Park Dr. Suite 303
 Naples, Florida 34109
 Phone: 239-390-2885
 Fax: 239-949-0611
 Apr 25, 2022 6:25 PM

Major Energy Futures		
	Settle	Change
Brent	102.32	-4.04
Gas Oil	1065.5	6.5
Natural Gas	6.669	-0.423
RBOB	323.98	-3.36
ULSD	409.09	3.78
WTI	98.54	-3.53

Market Commentary

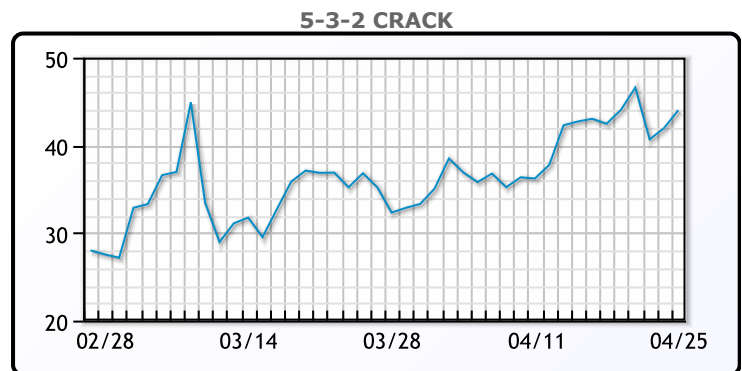
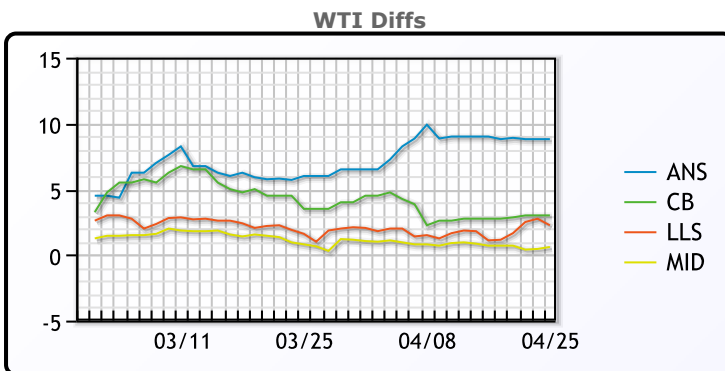
Oil prices slumped today to the lowest in two weeks after falling 5% last week. Prices are now down about 25% from recent highs and net long positions are the lowest since 2020. "The prospect of slower economic growth this year amid U.S. interest-rate hikes ... has already led to a downward revision of oil-demand forecasts," analysts at the Eurasia Group consultancy said, noting "The longer the Ukraine war and the China lockdowns persist, the higher the risk that demand growth will be even weaker." The USD is also adding pressure to prices as it has been strengthening against a basket of currencies. Meanwhile gasoline cracks are at the highest since April 2020. WTI traded down \$3.53 or -3.46% to close at \$98.54. Brent traded down \$4.04 or -3.79% to close at \$102.61.

Crude & Product Markets

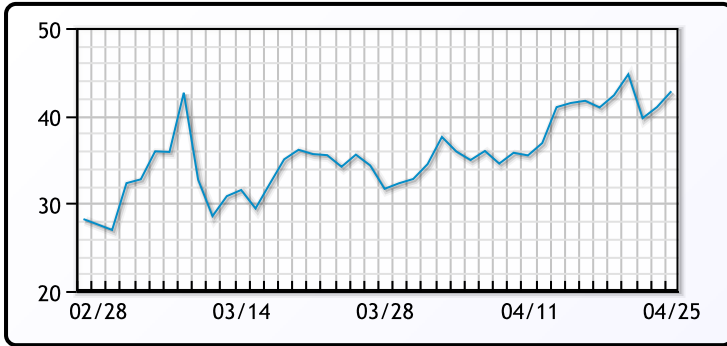


CRUDE			
	Last	Week Ago	Month Ago
ANS	108.34	117.21	121.4
BLS	102.54	110.96	118.9
LLS	101.79	109.31	117.25
Mid	100.14	108.91	115.7
WTI	99.54	108.21	115.4

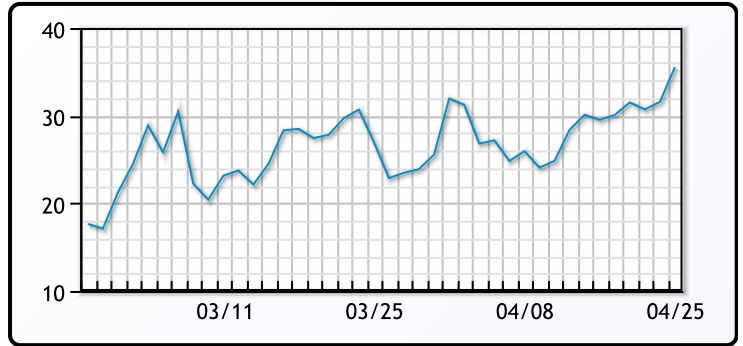
PRODUCTS			
	Last	Week Ago	Month Ago
Gulf RBOB	317.36	329.26	336.63
Gulf ULSD	388.91	394.2	387.62
NYH RBOB	301.98	314.81	327
NYH ULSD	422.59	408.08	419.96
USGC 3%	87.13	95.13	101.63



3-2-1 Crack



Gulf 3-2-1 Crack



NGLs

MB

	Last	Week Ago	Month Ago
Butane	132.63	153.75	173
IsoButane	160	163.63	178
Natural Gasoline	212.25	242	266.75
Propane	124	138	149.25

CONWAY

	Last	Week Ago	Month Ago
Butane	143.5	157.5	171.5
IsoButane	162	168	200
Natural Gasoline	207.5	241.75	260
Propane	120	132.75	145.88

MB NON

	Last	Week Ago	Month Ago
Butane	151	153.75	177.25
IsoButane	160	163.63	178
Natural Gasoline	211.5	242	270.75
Propane	123.38	137.5	148.75

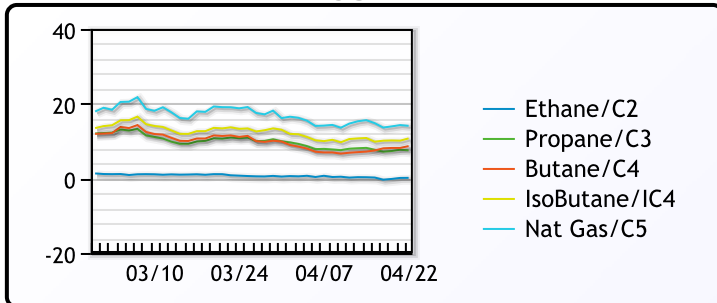
EDMONTON

	Last	Week Ago	Month Ago
Propane	97	107.75	119.88

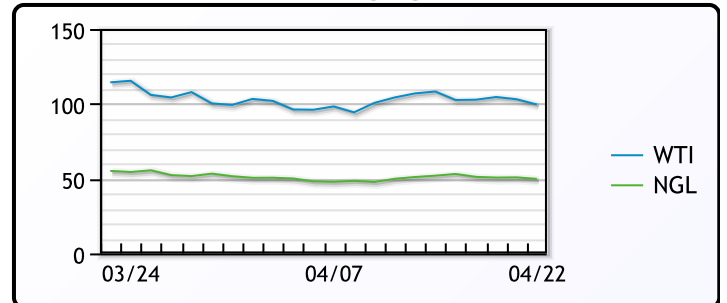
SARNIA

	Last	Week Ago	Month Ago
Propane	156.75	159.5	175.5

FRAC SPREAD



WTI vs NGL



FX

	Last	Change
CAD	1.2735	0
DXY	101.739	0.519
Gold	1897.83	0

RATES

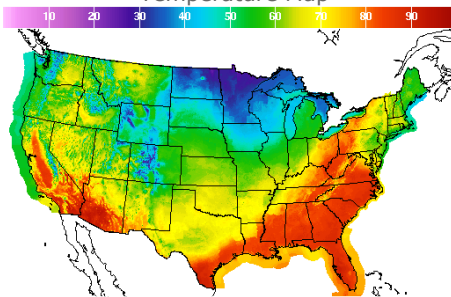
	Last	Change
US 2yr	2.6257	-0.0415
US 10yr	2.8198	-0.0789
CAN 10yr	2.798	-0.07

EQUITIES

	Last	Change
Nasdaq	13004.85	165.56
TSX	1270.882	-10.985
S&P 500	4296.12	24.34

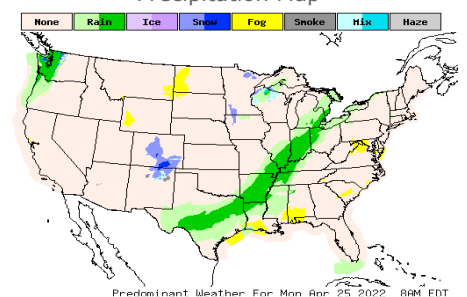
Weather Data

Temperature Map



City	HIGH °F	LOW °F
Calgary	62	37
Conway	25	18
Cushing	65	43
Denver	55	38
Houston	84	65
Mont Belvieu	82	66
Sarnia	63	45
Williston	39	23

Precipitation Map



This report has been prepared by PFL Petroleum Limited personnel for your information only and the views expressed are intended to provide market commentary and are not recommendations. This report is not an offer to sell or a solicitation of any offer to buy any security. The information contained herein has been compiled by PFL from sources believed to be reliable, but no representation or warranty, express or implied, is made by PFL Petroleum Limited, its affiliates or any other person as to its accuracy, completeness or correctness. Copyright 2017 PFL Petroleum Limited. All Rights Reserved