



MARKET DAILY

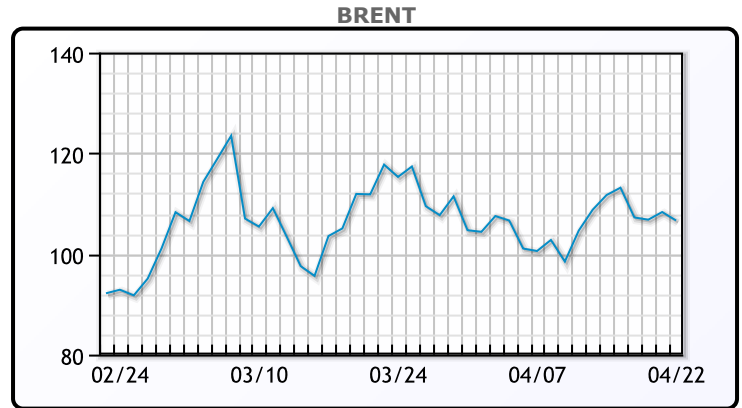
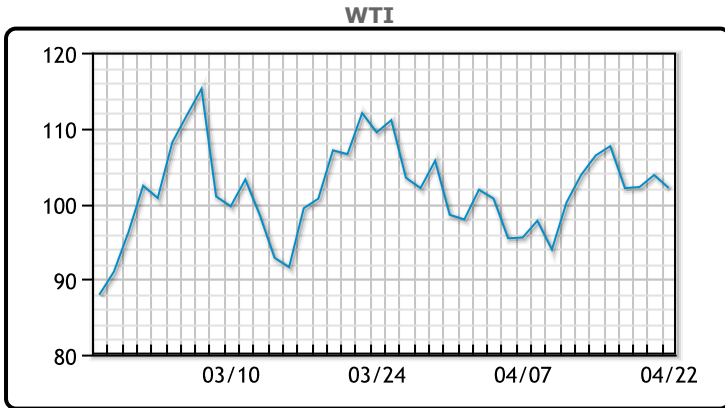
<https://www.pflpetroleum.com>
 1865 Veterans Park Dr. Suite 303
 Naples, Florida 34109
 Phone: 239-390-2885
 Fax: 239-949-0611
 Apr 22, 2022 5:45 PM

Major Energy Futures		
	Settle	Change
Brent	106.65	-2.13
Gas Oil	1118.75	-16.25
Natural Gas	6.534	0.02
RBOB	330.5	5.38
ULSD	393.86	-7.23
WTI	102.07	-1.72

Market Commentary

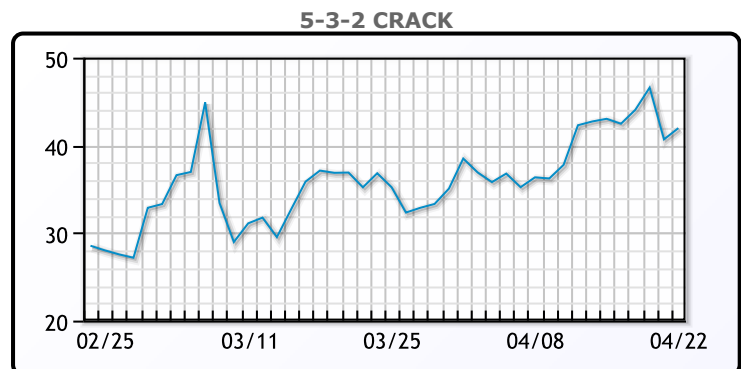
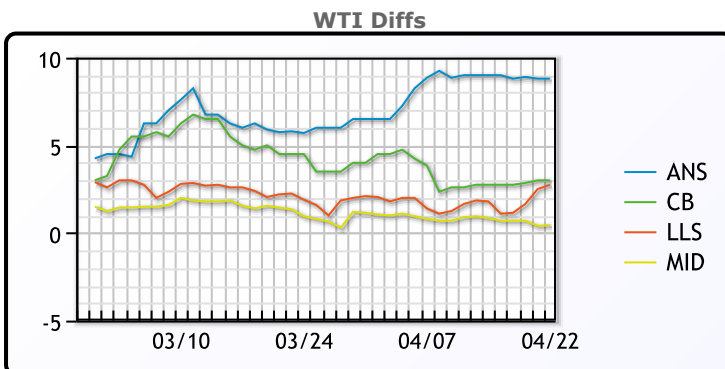
Oil prices fell today, posting a weekly loss of almost 5% as financials markets were down across the board. Fed chair Jerome Powell said that a 50 bps rate-hike is on the table for the next Fed meeting in May which pushed the dollar to two year highs. "At this stage, fears over China's growth and over tightening by the Fed, capping U.S. growth, seem to be balancing out concerns that Europe will soon widen sanctions on Russian energy imports," said Jeffrey Halley, analyst at brokerage OANDA. Morgan Stanley raised its 3q Brent forecast by \$10/bbl to \$130, citing a "greater deficit" this year than previously expected. WTI traded down \$1.72 or -1.66% to close at \$102.07. Brent traded down \$2.13 or -1.97% to close at \$106.20.

Crude & Product Markets

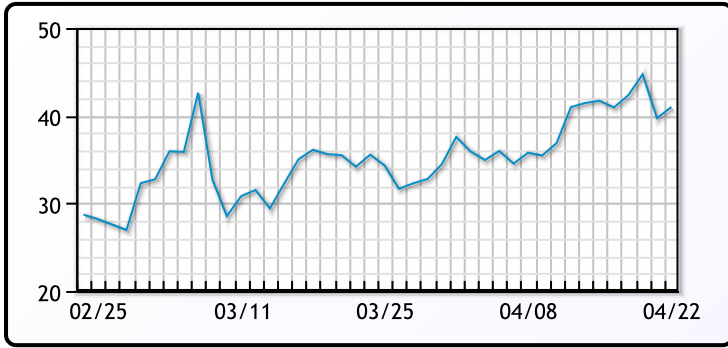


CRUDE			
	Last	Week Ago	Month Ago
ANS	111.87	115.95	117.46
BLS	106.07	109.7	116.26
LLS	105.82	108.75	113.66
Mid	103.52	107.8	112.71
WTI	103.07	106.95	111.76

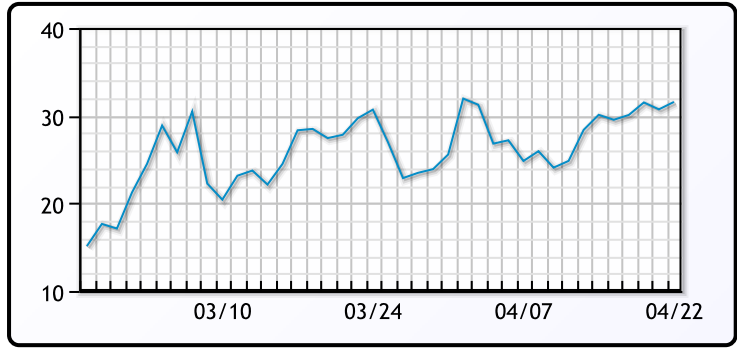
PRODUCTS			
	Last	Week Ago	Month Ago
Gulf RBOB	322.38	329.24	326.82
Gulf ULSD	390.61	389.23	377.42
NYH RBOB	308.5	316.14	314.57
NYH ULSD	406.86	400.48	398.92
USGC 3%	89.63	94.88	96.38



3-2-1 Crack



Gulf 3-2-1 Crack



NGLs

MB

	Last	Week Ago	Month Ago
Butane	156.5	143.63	168
IsoButane	163.5	166.63	173.75
Natural Gasoline	224.5	243.5	261.5
Propane	128.5	136.75	142.5

CONWAY

	Last	Week Ago	Month Ago
Butane	144	155	166.75
IsoButane	149	170	197
Natural Gasoline	219.5	241	256.5
Propane	124.25	131.88	140

MB NON

	Last	Week Ago	Month Ago
Butane	138	161.63	173
IsoButane	163.5	166.63	173.75
Natural Gasoline	225	244.5	262
Propane	128.1	136.13	142

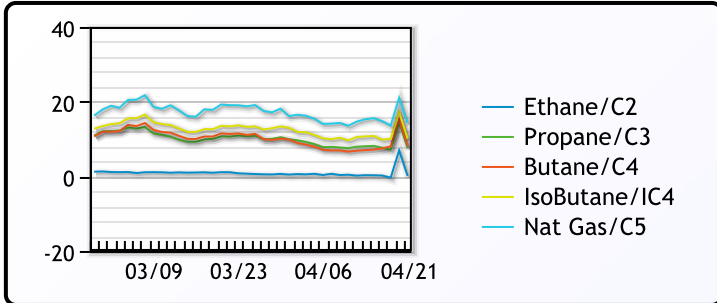
EDMONTON

	Last	Week Ago	Month Ago
Propane	99.25	106.88	114

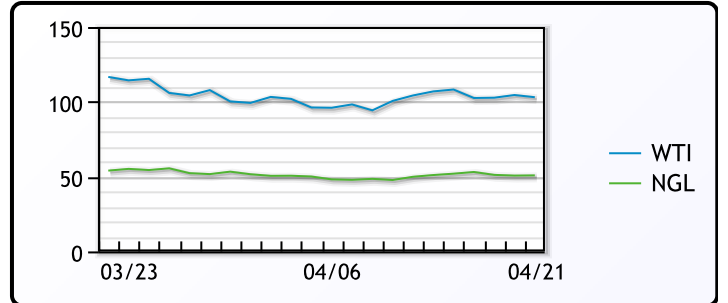
SARNIA

	Last	Week Ago	Month Ago
Propane	156.75	159.5	159.75

FRAC SPREAD



WTI vs NGL



FX

	Last	Change
CAD	1.271	0.0129
DXY	101.118	0.54
Gold	1931.6	-20.02

RATES

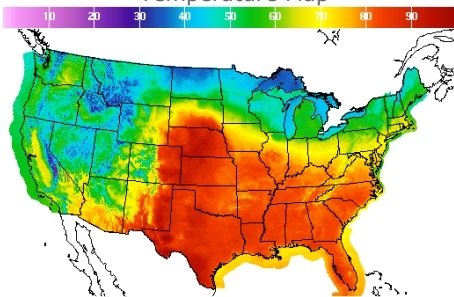
	Last	Change
US 2yr	2.6672	-0.015
US 10yr	2.8987	-0.0108
CAN 10yr	2.868	-0.019

EQUITIES

	Last	Change
Nasdaq	12839.29	-335.36
TSX	1281.87	-28.323
S&P 500	4271.78	-121.88

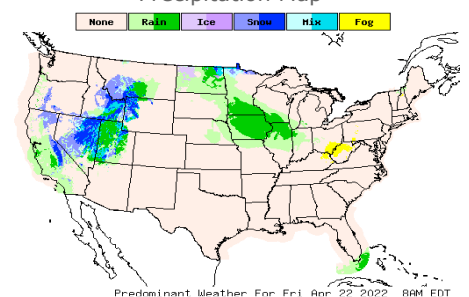
Weather Data

Temperature Map



City	HIGH °F	LOW °F
Calgary	37	30
Conway	39	31
Cushing	78	68
Denver	84	57
Houston	83	71
Mont Belvieu	80	70
Sarnia	46	36
Williston	39	33

Precipitation Map



This report has been prepared by PFL Petroleum Limited personnel for your information only and the views expressed are intended to provide market commentary and are not recommendations. This report is not an offer to sell or a solicitation of any offer to buy any security. The information contained herein has been compiled by PFL from sources believed to be reliable, but no representation or warranty, express or implied, is made by PFL Petroleum Limited, its affiliates or any other person as to its accuracy, completeness or correctness. Copyright 2017 PFL Petroleum Limited. All Rights Reserved