



MARKET DAILY

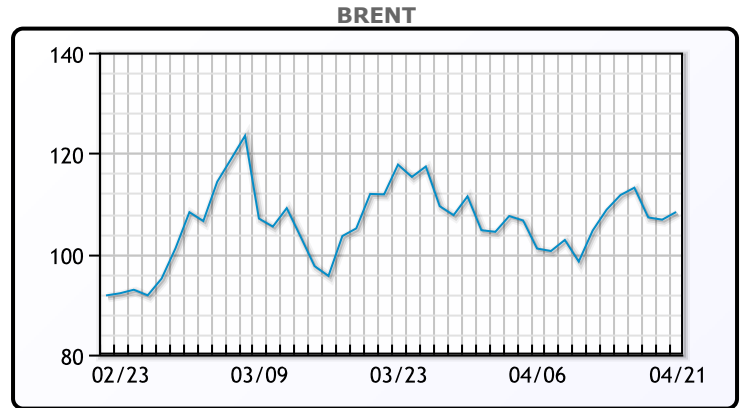
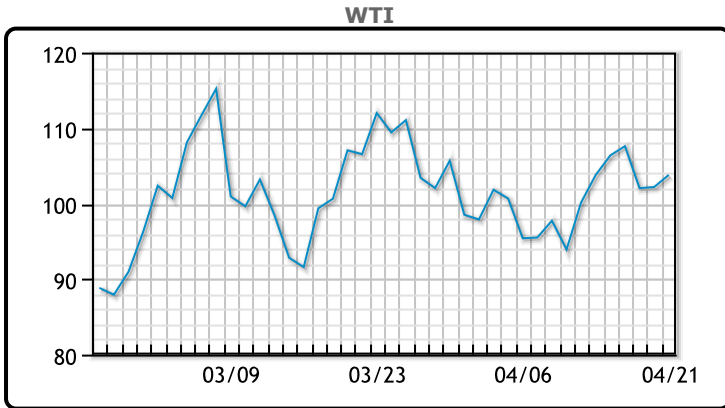
<https://www.pflpetroleum.com>
 1865 Veterans Park Dr. Suite 303
 Naples, Florida 34109
 Phone: 239-390-2885
 Fax: 239-949-0611
 Apr 21, 2022 9:07 PM

Major Energy Futures		
	Settle	Change
Brent	108.33	1.53
Gas Oil	1112.25	-16.25
Natural Gas	6.957	0.02
RBOB	333.86	5.38
ULSD	390.08	-7.23
WTI	103.79	1.6

Market Commentary

Oil prices rose on Thursday, players were concerned about tightened supply as the EU is considering a potential ban on Russian oil imports that would further restrict worldwide oil trade. The market was also concerned of supply interruptions in Libya, which is losing more than 550,000 barrels of oil per day due to blockades at major fields and export terminals. U.S. West Texas Intermediate (WTI) crude futures ended up \$1.60 per barrel, or 1.6%, closing at \$103.79 per barrel, after earlier reaching a high of \$105.42. Brent crude futures settled up \$1.53 per barrel to close at US\$108.33 per barrel, after earlier reaching a high of US\$109.80. Nat gas lost ground today on the back of a higher than expected inventory build.

Crude & Product Markets

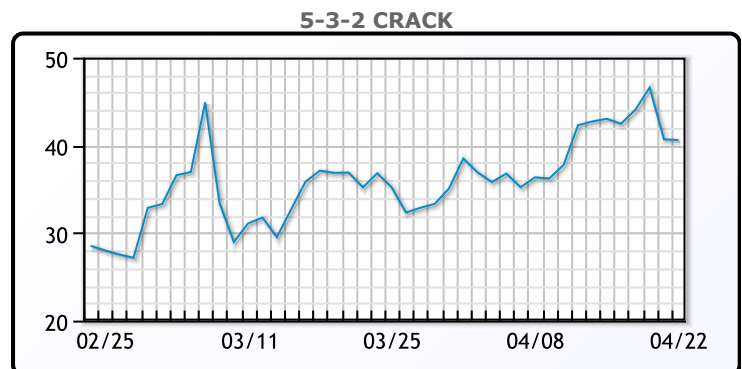
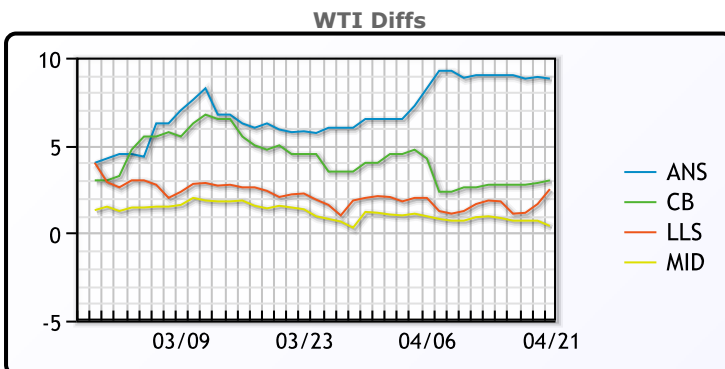


CRUDE

	Last	Week Ago	Month Ago
ANS	113.34	115.95	117.92
BLS	107.54	109.7	116.62
LLS	107.04	108.75	114.37
Mid	104.94	107.8	113.47
WTI	104.54	106.95	112.12

PRODUCTS

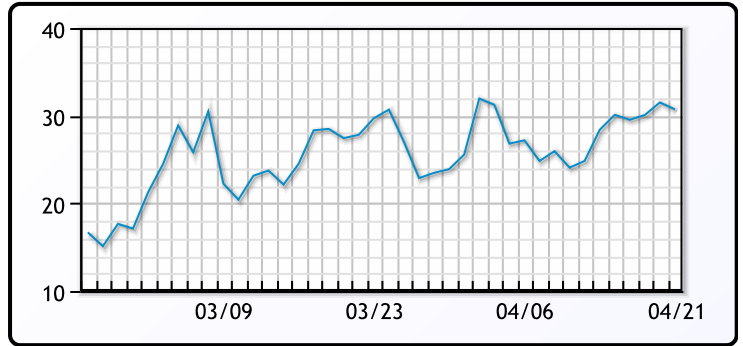
	Last	Week Ago	Month Ago
Gulf RBOB	325.61	329.24	332.66
Gulf ULSD	388.33	389.23	375.96
NYH RBOB	309.74	316.14	320.66
NYH ULSD	403.73	400.48	394.34
USGC 3%	91.13	94.88	97.13



3-2-1 Crack



Gulf 3-2-1 Crack



NGLs

MB

	Last	Week Ago	Month Ago
Butane	154.5	143.63	167.25
IsoButane	160.5	166.63	173
Natural Gasoline	229.75	243.5	261
Propane	132.75	136.75	141.5

CONWAY

	Last	Week Ago	Month Ago
Butane	147	155	168
IsoButane	152	170	196
Natural Gasoline	225	241	256
Propane	127.86	131.88	139.25

MB NON

	Last	Week Ago	Month Ago
Butane	136	161.63	172.25
IsoButane	159.5	166.63	173
Natural Gasoline	230.75	244.5	261
Propane	132.5	136.13	141

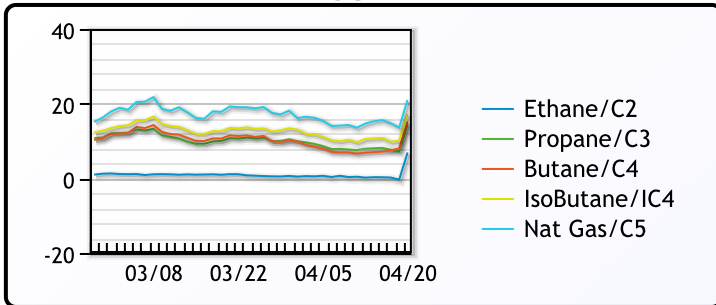
EDMONTON

	Last	Week Ago	Month Ago
Propane	102.75	106.88	113.25

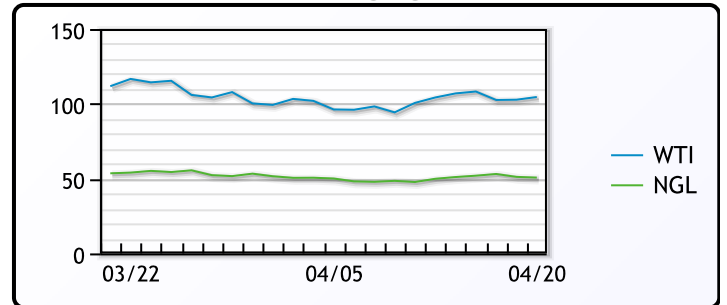
SARNIA

	Last	Week Ago	Month Ago
Propane	156.75	159.5	159.75

FRAC SPREAD



WTI vs NGL



FX

	Last	Change
CAD	1.2594	0.0013
DXY	100.667	0.089
Gold	1950.07	-1.55

RATES

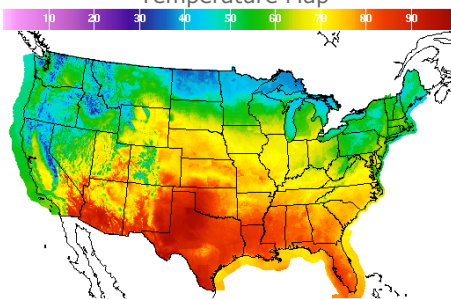
	Last	Change
US 2yr	2.7366	0.0544
US 10yr	2.9445	0.035
CAN 10yr	2.887	0

EQUITIES

	Last	Change
Nasdaq	13174.65	-278.42
TSX	1310.193	-18.713
S&P 500	4393.66	-65.79

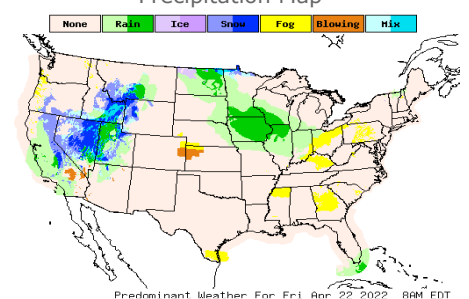
Weather Data

Temperature Map



City	HIGH °F	LOW °F
Calgary	43	26
Conway	37	31
Cushing	77	61
Denver	77	51
Houston	86	70
Mont Belvieu	81	70
Sarnia	60	41
Williston	39	28

Precipitation Map



This report has been prepared by PFL Petroleum Limited personnel for your information only and the views expressed are intended to provide market commentary and are not recommendations. This report is not an offer to sell or a solicitation of any offer to buy any security. The information contained herein has been compiled by PFL from sources believed to be reliable, but no representation or warranty, express or implied, is made by PFL Petroleum Limited, its affiliates or any other person as to its accuracy, completeness or correctness. Copyright 2017 PFL Petroleum Limited. All Rights Reserved