



# MARKET DAILY

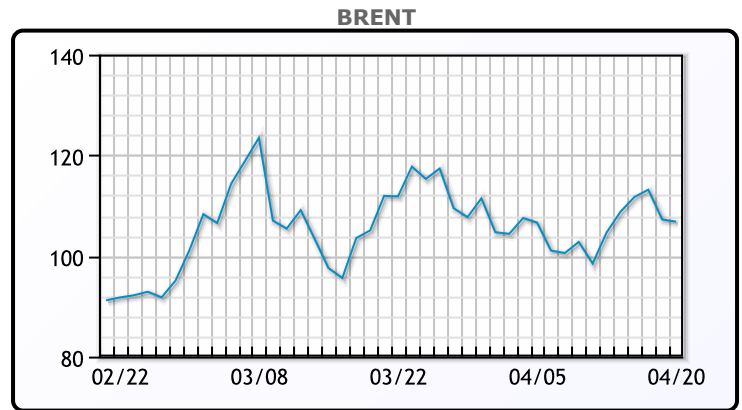
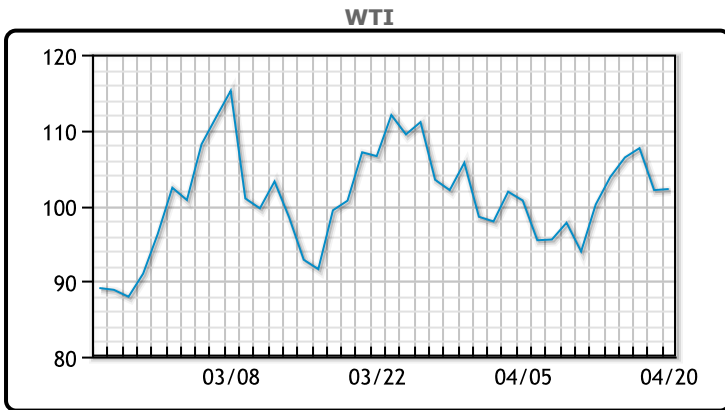
<https://www.pflpetroleum.com>  
 1865 Veterans Park Dr. Suite 303  
 Naples, Florida 34109  
 Phone: 239-390-2885  
 Fax: 239-949-0611  
 Apr 20, 2022 9:27 PM

Major Energy Futures		
	Settle	Change
Brent	106.8	-0.45
Gas Oil	1128.5	25
Natural Gas	6.937	-0.239
RBOB	328.48	3.74
ULSD	397.31	11.12
WTI	102.19	0.19

**Market Commentary**

Oil prices were mixed today, basically unchanged as tightening supplies were offset by economic woes. "With the Ukraine war escalating, the likelihood of an extended duration of the conflict increases and the potential loss of Russian supply to the market lifts," Jim Ritterbusch, president of Ritterbusch and Associates. The International Monetary Fund cut its global growth forecast by almost a full percentage point, citing the economic impact of Russia's war in Ukraine and warning that inflation had become a "clear and present danger" for many countries. Mounting inflationary pressures along with slowing growth will be a challenge for oil demand. WTI traded up \$.19 or to close at \$102.75. Brent traded down \$.45 or 0.4% to close at \$106.80.

## Crude & Product Markets

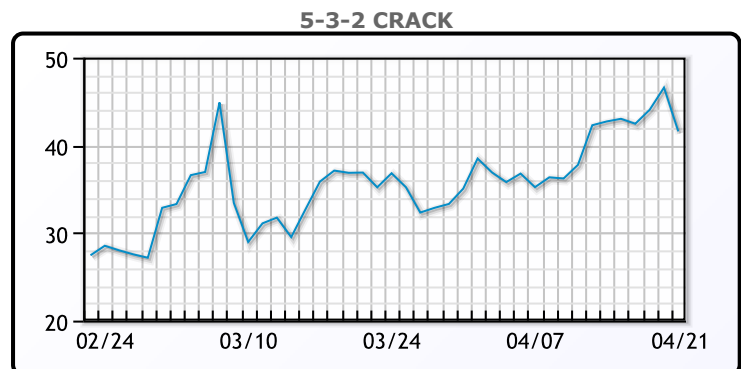
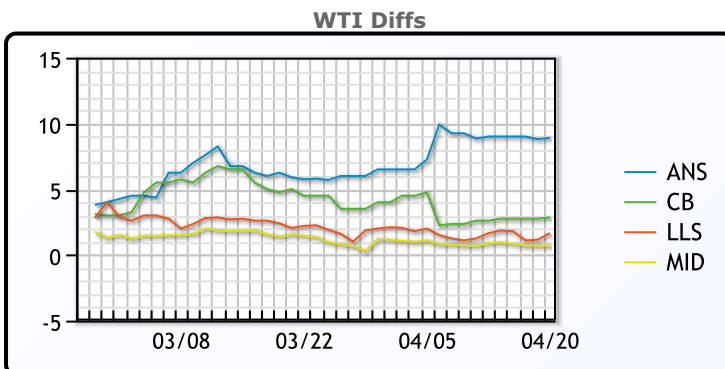


**CRUDE**

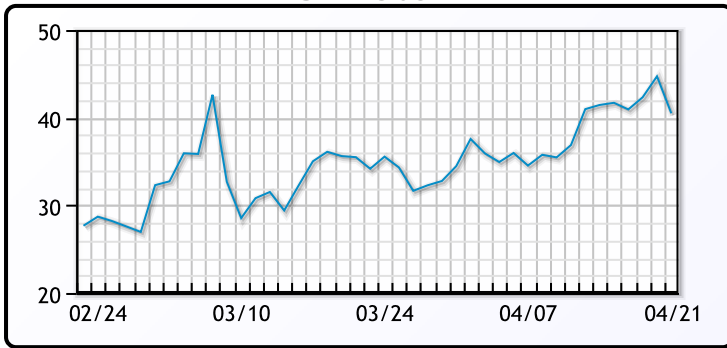
	Last	Week Ago	Month Ago
ANS	111.65	113.25	110.45
BLS	105.6	107	109.2
LLS	104.4	106.1	106.9
Mid	103.45	105.2	106.15
WTI	102.75	104.25	104.7

**PRODUCTS**

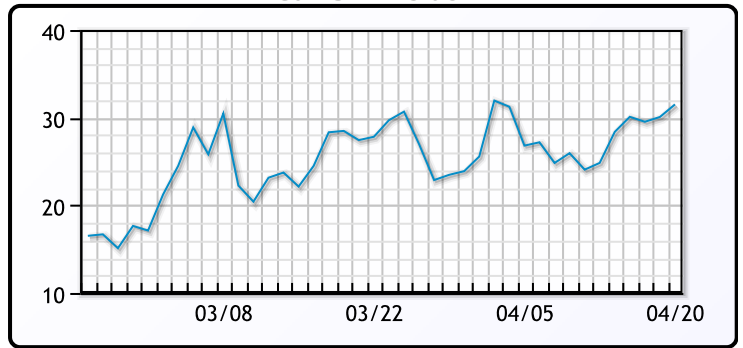
	Last	Week Ago	Month Ago
Gulf RBOB	320.23	320.5	320.38
Gulf ULSD	392.68	379.84	357.81
NYH RBOB	306.98	307.63	307
NYH ULSD	415.31	388.09	373.06
USGC 3%	89.13	92.88	91.13



**3-2-1 Crack**



**Gulf 3-2-1 Crack**



**NGLs**

**MB**

	Last	Week Ago	Month Ago
Butane	156.75	140.88	159.75
IsoButane	163	164.25	165.5
Natural Gasoline	228.38	238.75	246.38
Propane	131.5	134.5	136

**CONWAY**

	Last	Week Ago	Month Ago
Butane	149	154.5	159.25
IsoButane	156.5	155.5	195
Natural Gasoline	225.5	231	241.75
Propane	126.63	130.25	132

**MB NON**

	Last	Week Ago	Month Ago
Butane	138.25	159.25	164.75
IsoButane	161.5	164.25	165.5
Natural Gasoline	227.75	239.75	246.38
Propane	131.38	133.88	135.5

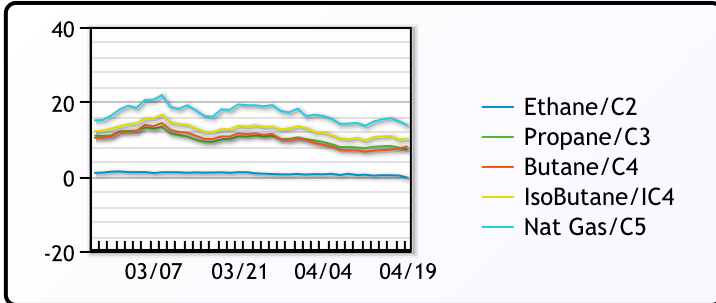
**EDMONTON**

	Last	Week Ago	Month Ago
Propane	101.63	104.25	106.5

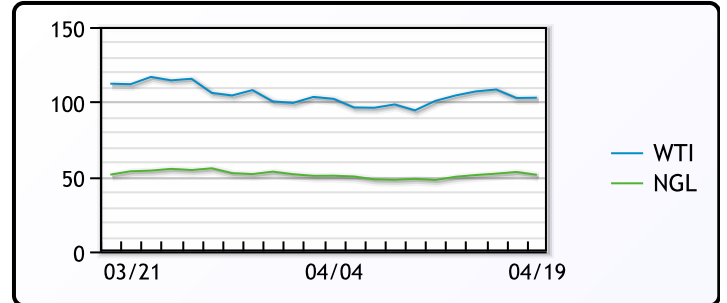
**SARNIA**

	Last	Week Ago	Month Ago
Propane	156	161.5	159.75

**FRAC SPREAD**



**WTI vs NGL**



**FX**

	Last	Change
CAD	1.2486	-0.0013
DXY	100.412	0.022
Gold	1955.32	-2.45

**RATES**

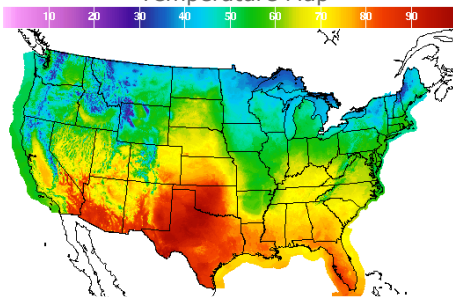
	Last	Change
US 2yr	2.5982	0.0229
US 10yr	2.8551	0.0231
CAN 10yr	2.82	-0.004

**EQUITIES**

	Last	Change
Nasdaq	13453.07	-166.59
TSX	1328.906	-2.283
S&P 500	4459.45	-2.76

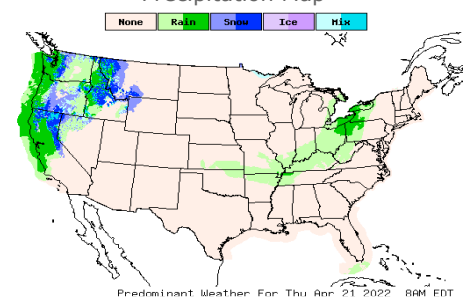
**Weather Data**

**Temperature Map**



City	HIGH °F	LOW °F
Calgary	34	25
Conway	42	31
Cushing	85	56
Denver	69	50
Houston	82	69
Mont Belvieu	79	68
Sarnia	47	28
Williston	42	28

**Precipitation Map**



This report has been prepared by PFL Petroleum Limited personnel for your information only and the views expressed are intended to provide market commentary and are not recommendations. This report is not an offer to sell or a solicitation of any offer to buy any security. The information contained herein has been compiled by PFL from sources believed to be reliable, but no representation or warranty, express or implied, is made by PFL Petroleum Limited, its affiliates or any other person as to its accuracy, completeness or correctness. Copyright 2017 PFL Petroleum Limited. All Rights Reserved