



MARKET DAILY

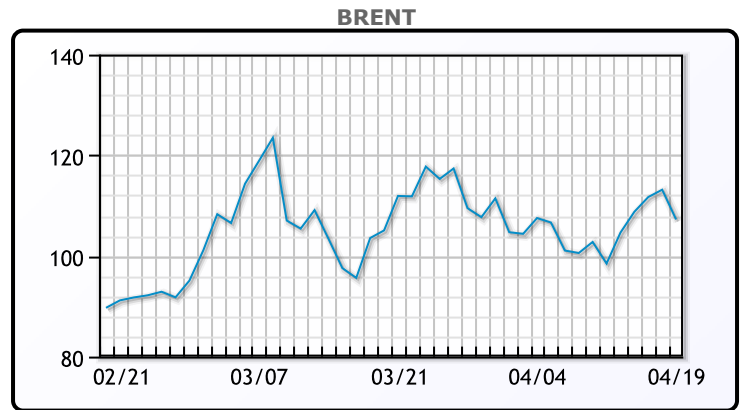
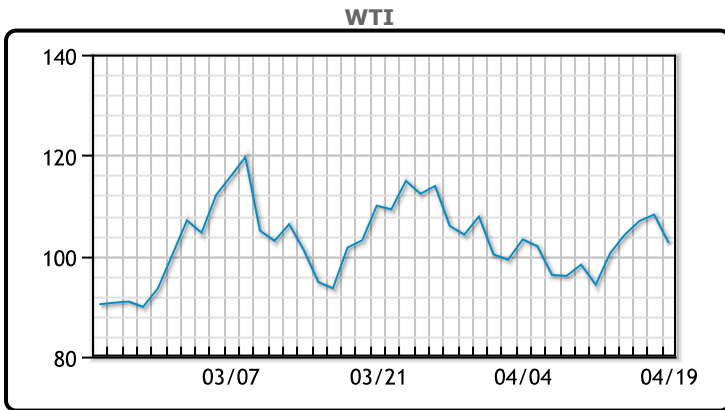
<https://www.pflpetroleum.com>
 1865 Veterans Park Dr. Suite 303
 Naples, Florida 34109
 Phone: 239-390-2885
 Fax: 239-949-0611
 Apr 19, 2022 9:18 PM

Major Energy Futures		
	Settle	Change
Brent	107.25	-5.65
Gas Oil	1103.5	-68.25
Natural Gas	7.176	-0.644
RBOB	324.74	-13.07
ULSD	386.19	-2.89
WTI	102.56	-5.91

Market Commentary

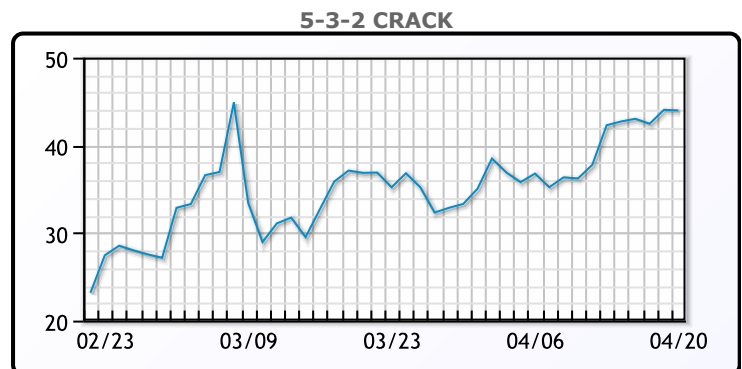
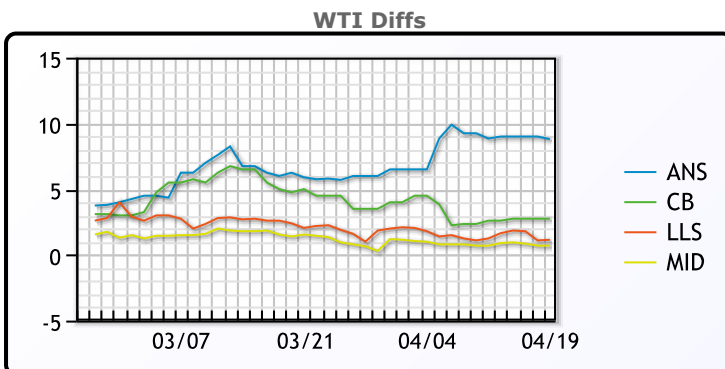
Oil prices were down more than five per cent in volatile trading on Tuesday on demand concerns after the International Monetary Fund (IMF) cut its economic growth forecasts and warned of higher inflation. The U.S. dollar rallied on the back of the news which partly led to today's decline. U.S. West Texas Intermediate (WTI) dropped \$5.65 per barrel, or 5.2%, to settle at US\$102.56 per barrel. Brent crude fell \$5.91 per barrel, or 5.2%, to settle at US \$107.25 per barrel. Prices declined despite lower output from OPEC+, which produced 1.45 million barrels below its targets in March, as Russian output began to decrease following sanctions imposed by the West over its invasion of Ukraine, according to a report from the producer alliance.

Crude & Product Markets

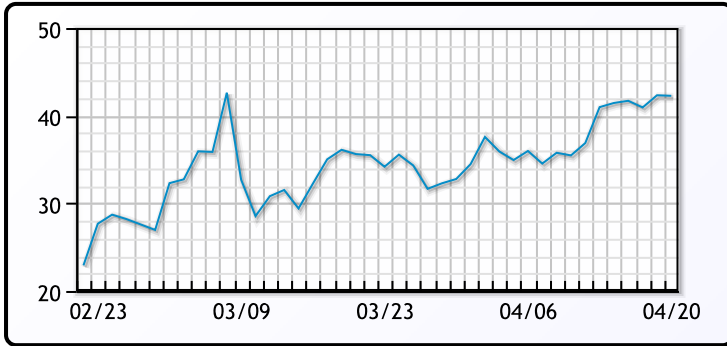


CRUDE			
	Last	Week Ago	Month Ago
ANS	111.36	109.6	110.45
BLS	105.31	103.2	109.2
LLS	103.71	102.25	106.9
Mid	103.26	101.5	106.15
WTI	102.56	100.6	104.7

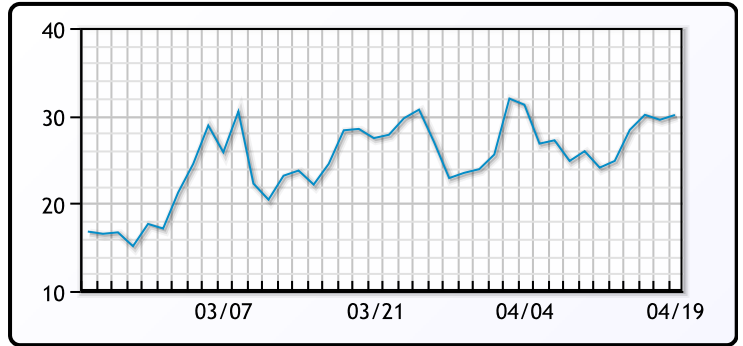
PRODUCTS			
	Last	Week Ago	Month Ago
Gulf RBOB	316.24	306.5	320.38
Gulf ULSD	389.82	350.57	357.81
NYH RBOB	302.49	293.63	307
NYH ULSD	407.69	362.44	373.06
USGC 3%	89.63	89.63	91.13



3-2-1 Crack



Gulf 3-2-1 Crack



NGLs

MB

	Last	Week Ago	Month Ago
Butane	158.85	138.25	159.75
IsoButane	165.5	161.75	165.5
Natural Gasoline	228.5	231	246.38
Propane	132.75	132.5	136

CONWAY

	Last	Week Ago	Month Ago
Butane	150	150.5	159.25
IsoButane	157.5	155.5	195
Natural Gasoline	227.5	223.75	241.75
Propane	126.25	128.5	132

MB NON

	Last	Week Ago	Month Ago
Butane	157	156.75	164.75
IsoButane	164.5	161.75	165.5
Natural Gasoline	229	231	246.38
Propane	132.25	131.88	135.5

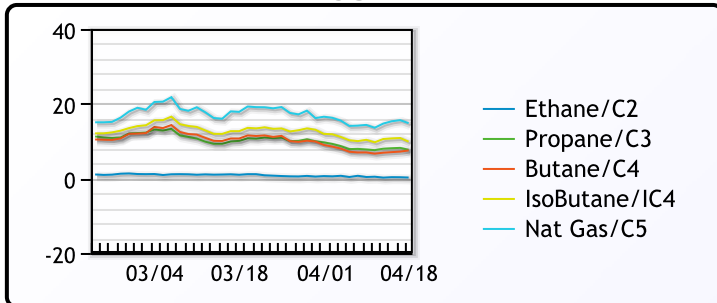
EDMONTON

	Last	Week Ago	Month Ago
Propane	101.25	103.25	106.5

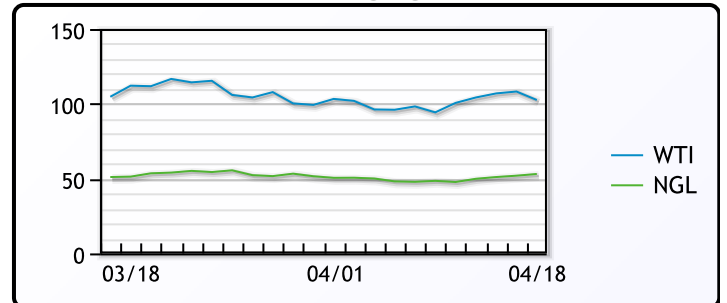
SARNIA

	Last	Week Ago	Month Ago
Propane	156	156	159.75

FRAC SPREAD



WTI vs NGL



FX

	Last	Change
CAD	1.2615	-0.0003
DXY	100.924	-0.037
Gold	1945.51	-4.58

RATES

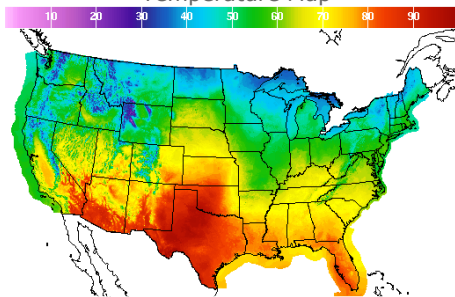
	Last	Change
US 2yr	2.6061	0.0146
US 10yr	2.9595	0.0234
CAN 10yr	2.824	0.039

EQUITIES

	Last	Change
Nasdaq	13619.66	287.3
TSX	1331.189	9.383
S&P 500	4462.21	70.52

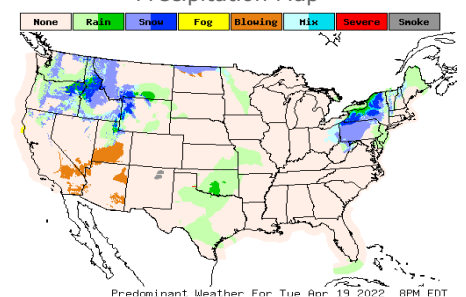
Weather Data

Temperature Map



City	HIGH °F	LOW °F
Calgary	37	30
Conway	35	9
Cushing	66	41
Denver	77	45
Houston	75	58
Mont Belvieu	73	55
Sarnia	39	29
Williston	40	27

Precipitation Map



This report has been prepared by PFL Petroleum Limited personnel for your information only and the views expressed are intended to provide market commentary and are not recommendations. This report is not an offer to sell or a solicitation of any offer to buy any security. The information contained herein has been compiled by PFL from sources believed to be reliable, but no representation or warranty, express or implied, is made by PFL Petroleum Limited, its affiliates or any other person as to its accuracy, completeness or correctness. Copyright 2017 PFL Petroleum Limited. All Rights Reserved