



MARKET DAILY

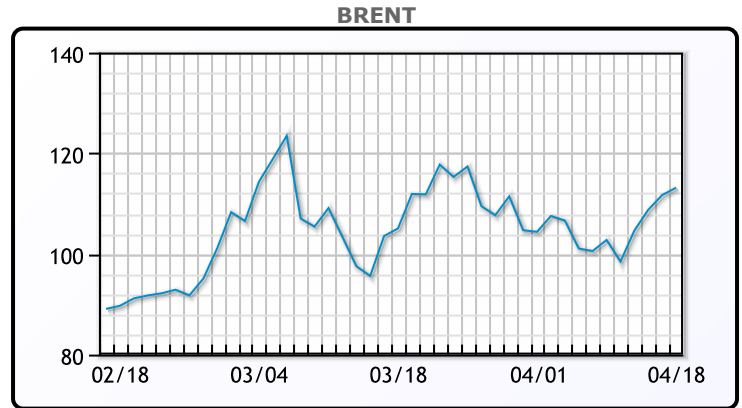
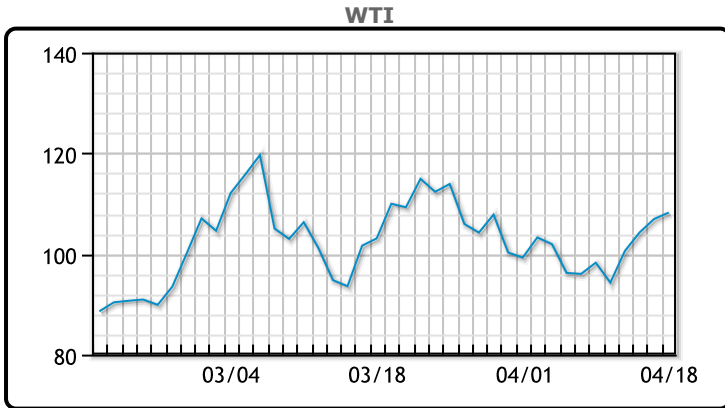
<https://www.pflpetroleum.com>
 1865 Veterans Park Dr. Suite 303
 Naples, Florida 34109
 Phone: 239-390-2885
 Fax: 239-949-0611
 Apr 18, 2022 7:50 PM

Major Energy Futures		
	Settle	Change
Brent	113.16	1.46
Gas Oil	1171.75	63.5
Natural Gas	7.82	0.52
RBOB	337.81	-0.33
ULSD	389.08	3.6
WTI	108.21	1.26

Market Commentary

Oil rose today as the shutdown of Libya's biggest oilfield strained an already under-supplied market, which overshadowed signals that China's drastic pandemic lockdowns are weighing on economic growth. West Texas Intermediate (WTI) for May delivery rose \$1.26 to settle at \$108.21. Brent for June settlement rose \$1.46 to \$113.16. Earlier, prices had been falling on bearish Chinese economic data. The world's second-largest economy reported the biggest decline in consumer spending and its worst unemployment rate since the pandemic emerged, compounding threats to global growth. Global supply remains tight and the uncertainty over the Russian Ukraine war continues to weigh on the market.

Crude & Product Markets

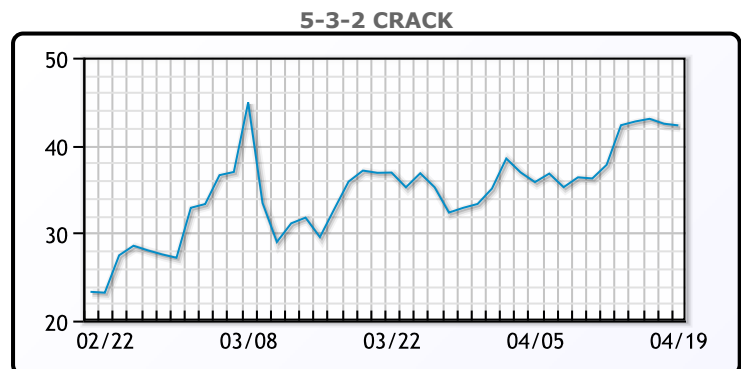
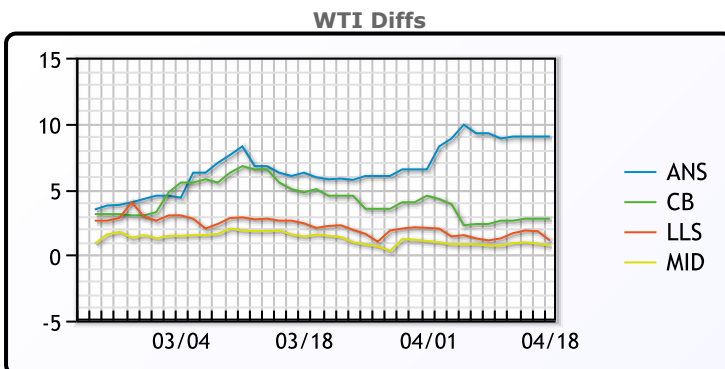


CRUDE

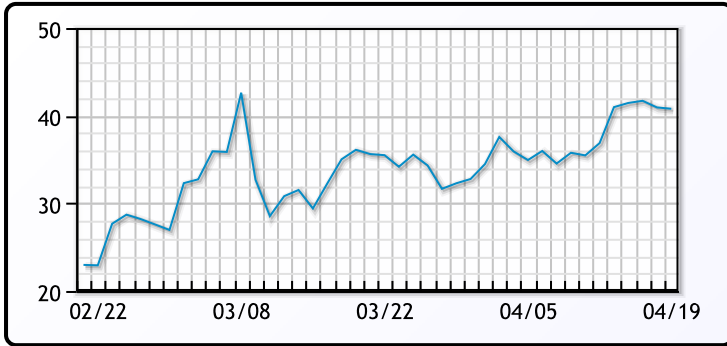
	Last	Week Ago	Month Ago
ANS	117.21	103.14	110.45
BLS	110.96	96.89	109.2
LLS	109.31	95.54	106.9
Mid	108.91	94.99	106.15
WTI	108.21	94.29	104.7

PRODUCTS

	Last	Week Ago	Month Ago
Gulf RBOB	329.26	291.56	320.38
Gulf ULSD	394.2	331.77	357.81
NYH RBOB	314.81	278.56	307
NYH ULSD	408.08	344.77	373.06
USGC 3%	95.13	84.13	91.13



3-2-1 Crack



Gulf 3-2-1 Crack



NGLs

MB

	Last	Week Ago	Month Ago
Butane	153.75	133.25	159.75
IsoButane	163.63	151.25	165.5
Natural Gasoline	242	216.25	246.38
Propane	138	126.75	136

MB NON

	Last	Week Ago	Month Ago
Butane	153.75	148.25	164.75
IsoButane	163.63	151.25	165.5
Natural Gasoline	242	216.25	246.38
Propane	137.5	126.13	135.5

CONWAY

	Last	Week Ago	Month Ago
Butane	157.5	141	159.25
IsoButane	168	155.5	195
Natural Gasoline	241.75	212	241.75
Propane	132.75	124	132

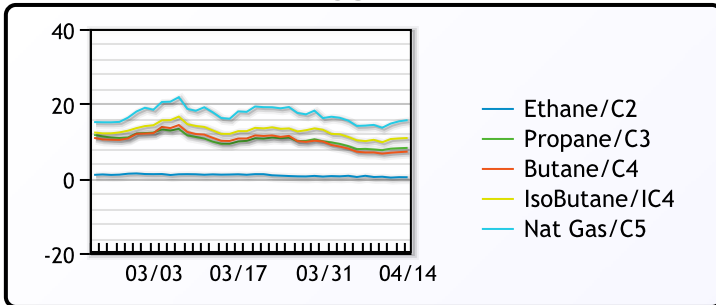
EDMONTON

	Last	Week Ago	Month Ago
Propane	107.75	99	106.5

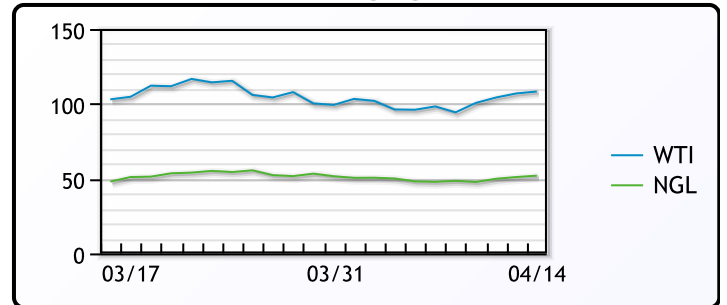
SARNIA

	Last	Week Ago	Month Ago
Propane	159.5	155.5	159.75

FRAC SPREAD



WTI vs NGL



FX

	Last	Change
CAD	1.2605	-0.0009
DXY	100.781	0.281
Gold	1977.16	-1.75

RATES

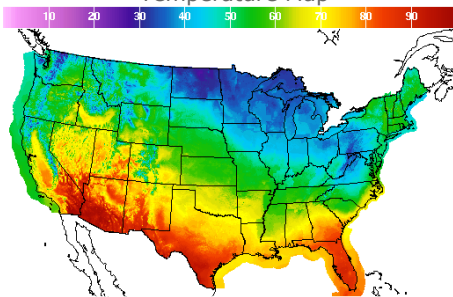
	Last	Change
US 2yr	2.448	-0.0059
US 10yr	2.8527	0.0252
CAN 10yr	2.785	0.024

EQUITIES

	Last	Change
Nasdaq	13332.36	-18.72
TSX	1321.806	0.873
S&P 500	4391.69	-0.9

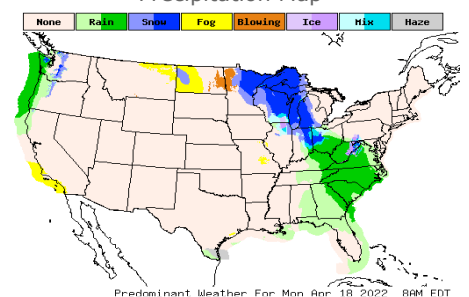
Weather Data

Temperature Map



City	HIGH °F	LOW °F
Calgary	47	25
Conway	30	17
Cushing	62	37
Denver	62	34
Houston	80	66
Mont Belvieu	78	64
Sarnia	40	31
Williston	36	7

Precipitation Map



This report has been prepared by PFL Petroleum Limited personnel for your information only and the views expressed are intended to provide market commentary and are not recommendations. This report is not an offer to sell or a solicitation of any offer to buy any security. The information contained herein has been compiled by PFL from sources believed to be reliable, but no representation or warranty, express or implied, is made by PFL Petroleum Limited, its affiliates or any other person as to its accuracy, completeness or correctness. Copyright 2017 PFL Petroleum Limited. All Rights Reserved