



MARKET DAILY

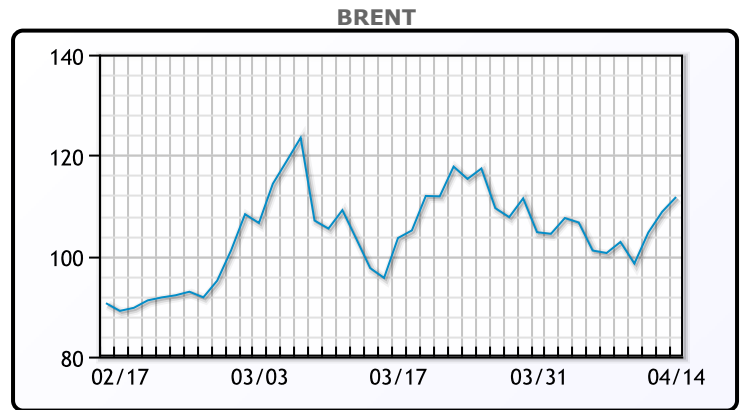
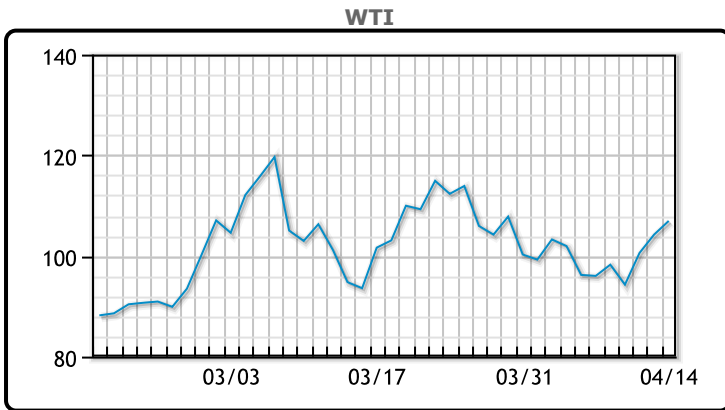
<https://www.pflpetroleum.com>
 1865 Veterans Park Dr. Suite 303
 Naples, Florida 34109
 Phone: 239-390-2885
 Fax: 239-949-0611
 Apr 14, 2022 8:06 PM

Major Energy Futures		
	Settle	Change
Brent	111.7	2.92
Gas Oil	1119.75	25.75
Natural Gas	7.3	0.317
RBOB	338.14	13.75
ULSD	385.48	25.4
WTI	106.95	2.7

Market Commentary

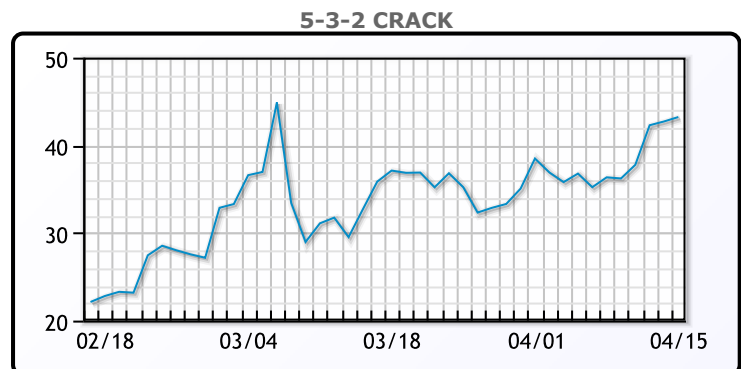
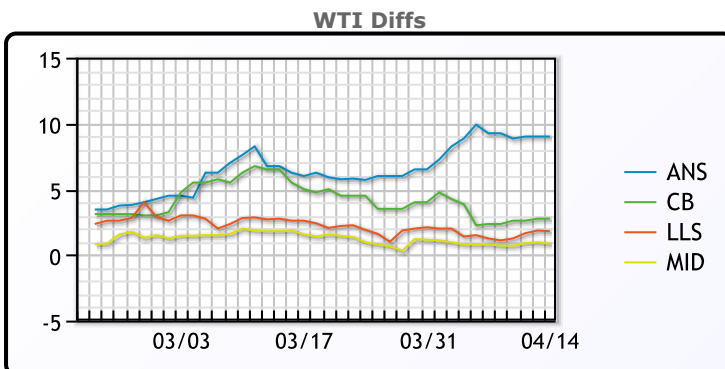
Oil prices settled higher on Thursday after an early decline as investors covered short positions ahead of the long weekend and on news that the European Union might phase in a ban on Russian oil imports. U.S. West Texas Intermediate futures (WTI) closed up \$2.70 per barrel or 2.59% at \$106.95 per barrel. Brent futures settled up \$2.92, or 2.68% at US\$111.70 per barrel. Both contracts recorded their first weekly gain in April. Ethanol was up on the back of the E15 emergency summer waiver that the Whitehouse announced. Hope everyone has a Happy Easter! Please note that PFL will not be publishing its daily report on good Friday and will resume market coverage on Monday April 18th.

Crude & Product Markets

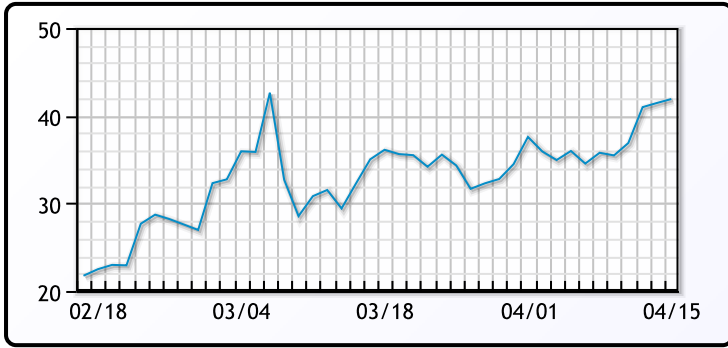


CRUDE			
	Last	Week Ago	Month Ago
ANS	115.95	105.28	109.26
BLS	109.7	98.38	108.51
LLS	108.75	97.28	105.61
Mid	107.8	96.83	104.86
WTI	106.95	96.03	103.01

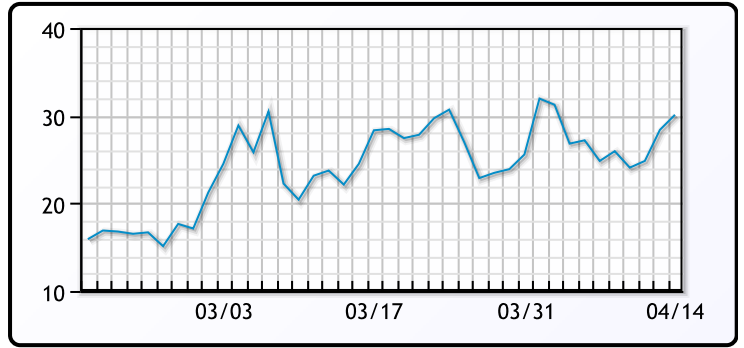
PRODUCTS			
	Last	Week Ago	Month Ago
Gulf RBOB	329.24	294.98	313.76
Gulf ULSD	389.23	340.28	326.38
NYH RBOB	316.14	282.23	301.89
NYH ULSD	400.48	350.03	342.63
USGC 3%	94.88	86.63	92.13



3-2-1 Crack



Gulf 3-2-1 Crack



NGLs

MB

	Last	Week Ago	Month Ago
Butane	143.63	133.25	158.5
IsoButane	166.63	151.25	164.5
Natural Gasoline	243.5	219	242
Propane	136.75	127	131.25

CONWAY

	Last	Week Ago	Month Ago
Butane	155	144	158.5
IsoButane	170	160	190
Natural Gasoline	241	215.25	234
Propane	131.88	123.63	129

MB NON

	Last	Week Ago	Month Ago
Butane	161.63	148.25	163.5
IsoButane	166.63	151.25	164.5
Natural Gasoline	244.5	219	241
Propane	136.13	126.38	130.25

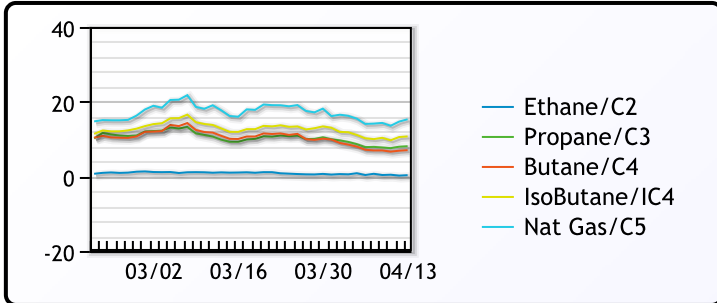
EDMONTON

	Last	Week Ago	Month Ago
Propane	106.88	98.63	107

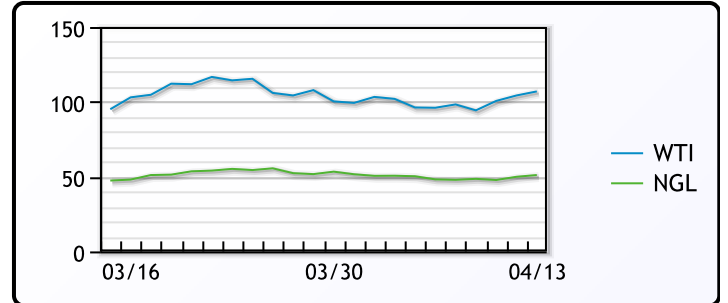
SARNIA

	Last	Week Ago	Month Ago
Propane	159.5	163	172

FRAC SPREAD



WTI vs NGL



FX

	Last	Change
CAD	1.2615	0.0012
DXY	100.417	0.096
Gold	1973.18	-0.53

RATES

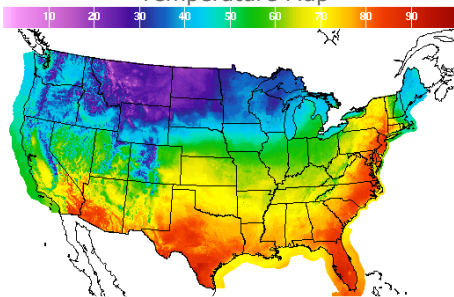
	Last	Change
US 2yr	2.4539	0
US 10yr	2.8275	0
CAN 10yr	2.761	0.123

EQUITIES

	Last	Change
Nasdaq	13351.08	-292.51
TSX	1320.933	1.597
S&P 500	4392.59	-54

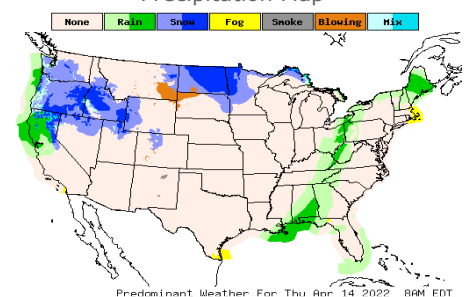
Weather Data

Temperature Map



City	HIGH °F	LOW °F
Calgary	23	16
Conway	25	15
Cushing	67	39
Denver	56	32
Houston	80	60
Mont Belvieu	78	57
Sarnia	57	41
Williston	22	16

Precipitation Map



This report has been prepared by PFL Petroleum Limited personnel for your information only and the views expressed are intended to provide market commentary and are not recommendations. This report is not an offer to sell or a solicitation of any offer to buy any security. The information contained herein has been compiled by PFL from sources believed to be reliable, but no representation or warranty, express or implied, is made by PFL Petroleum Limited, its affiliates or any other person as to its accuracy, completeness or correctness. Copyright 2017 PFL Petroleum Limited. All Rights Reserved