



MARKET DAILY

<https://www.pflpetroleum.com>
 1865 Veterans Park Dr. Suite 303
 Naples, Florida 34109
 Phone: 239-390-2885
 Fax: 239-949-0611
 Apr 13, 2022 6:02 PM

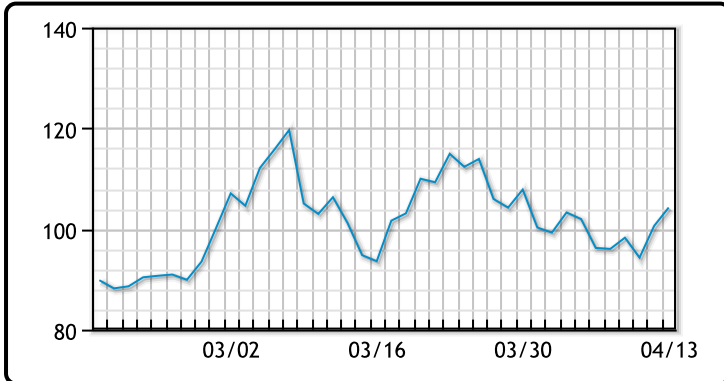
Major Energy Futures		
	Settle	Change
Brent	108.78	4.18
Gas Oil	1056.25	50.5
Natural Gas	6.997	0.037
RBOB	329.13	15.07
ULSD	371.84	19.67
WTI	104.25	3.65

Market Commentary

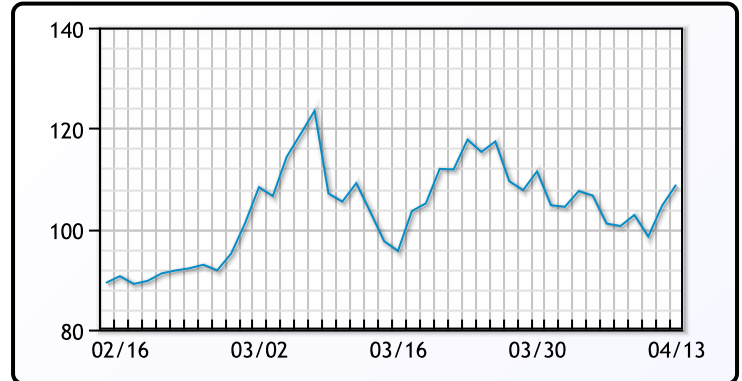
Oil prices were higher again today despite a much larger than expected crude inventory build. The market has been volatile lately with 3%-4%+ swings in either direction. Crude oil inventories had a build of 9.38MM/bbls, compared to a forecasted build of less than 1MM/bbls. Gasoline inventories fell by 3.65MM/bbls, compared to a forecasted draw of 388K/bbls. Distillate inventories had a draw of 2.9MM/bbls. WTI traded up \$3.65 or 3.63% to close at \$104.25. Brent traded up \$4.18 or 4% to close at \$108.82.

Crude & Product Markets

WTI



BRENT



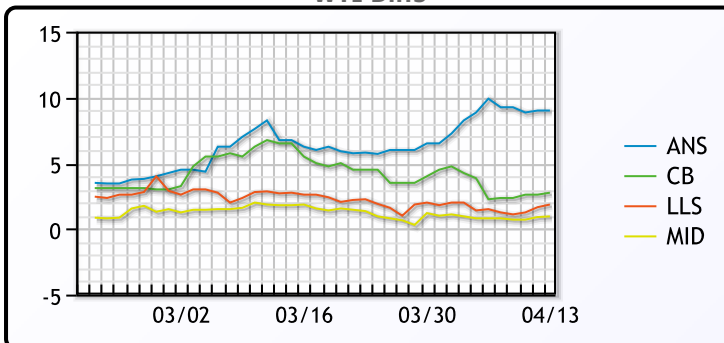
CRUDE

	Last	Week Ago	Month Ago
ANS	113.25	106.13	116.08
BLS	107	98.48	115.83
LLS	106.1	97.73	112.08
Mid	105.2	97.03	111.13
WTI	104.25	96.23	109.33

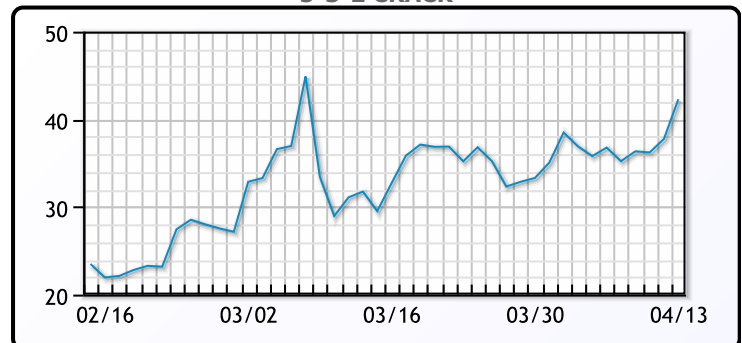
PRODUCTS

	Last	Week Ago	Month Ago
Gulf RBOB	320.5	296.62	327.21
Gulf ULSD	379.84	350.02	342.01
NYH RBOB	307.63	284.12	315.83
NYH ULSD	388.09	359.52	357.26
USGC 3%	92.88	87.88	99.13

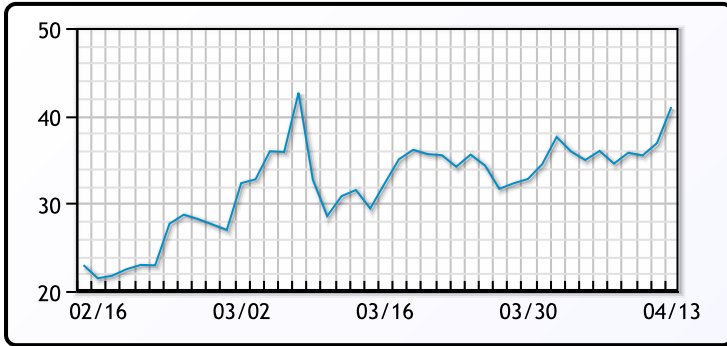
WTI Diffs



5-3-2 CRACK



3-2-1 Crack



Gulf 3-2-1 Crack



NGLs

MB

	Last	Week Ago	Month Ago
Butane	140.88	137	169
IsoButane	164.25	155	174.75
Natural Gasoline	238.75	220	258.25
Propane	134.5	128	140.25

CONWAY

	Last	Week Ago	Month Ago
Butane	154.5	146	170
IsoButane	155.5	170	197
Natural Gasoline	231	215	253
Propane	130.25	125.38	139.5

MB NON

	Last	Week Ago	Month Ago
Butane	159.25	152	174
IsoButane	164.25	155	174.75
Natural Gasoline	239.75	220	257.5
Propane	133.88	127	139.25

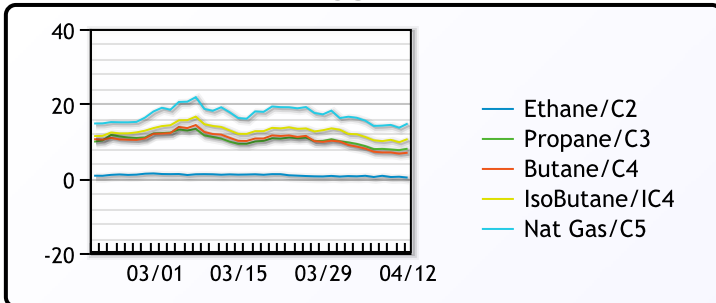
EDMONTON

	Last	Week Ago	Month Ago
Propane	104.25	100.38	117

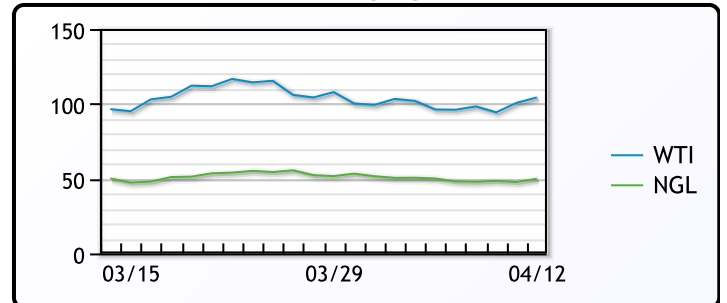
SARNIA

	Last	Week Ago	Month Ago
Propane	161.5	163	172

FRAC SPREAD



WTI vs NGL



FX

	Last	Change
CAD	1.2565	-0.0002
DXY	99.841	-0.451
Gold	1977.9	0.1

RATES

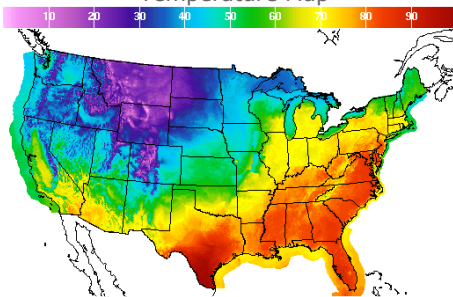
	Last	Change
US 2yr	2.3481	-0.0573
US 10yr	2.6987	-0.0226
CAN 10yr	2.638	-0.007

EQUITIES

	Last	Change
Nasdaq	13643.59	272.02
TSX	1319.34	4.429
S&P 500	4446.59	49.14

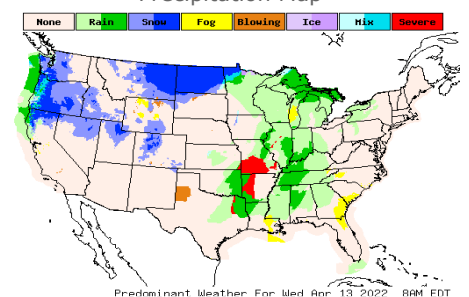
Weather Data

Temperature Map



City	HIGH °F	LOW °F
Calgary	22	14
Conway	33	22
Cushing	68	46
Denver	38	25
Houston	80	69
Mont Belvieu	77	64
Sarnia	64	49
Williston	22	19

Precipitation Map



This report has been prepared by PFL Petroleum Limited personnel for your information only and the views expressed are intended to provide market commentary and are not recommendations. This report is not an offer to sell or a solicitation of any offer to buy any security. The information contained herein has been compiled by PFL from sources believed to be reliable, but no representation or warranty, express or implied, is made by PFL Petroleum Limited, its affiliates or any other person as to its accuracy, completeness or correctness. Copyright 2017 PFL Petroleum Limited. All Rights Reserved