



# MARKET DAILY

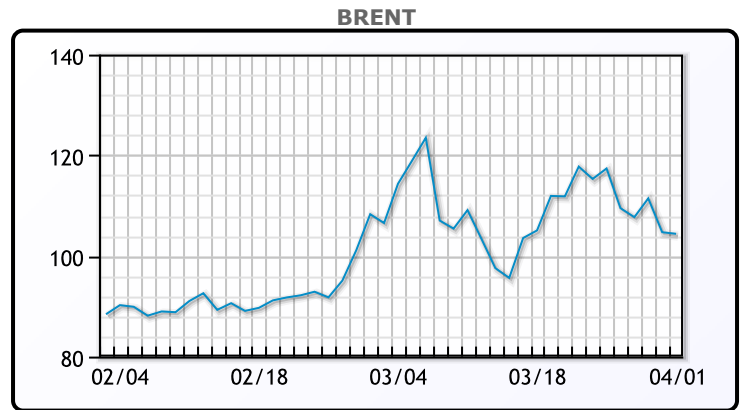
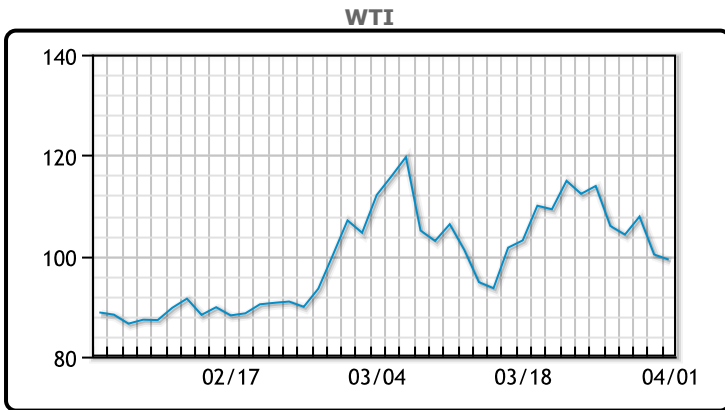
<https://www.pflpetroleum.com>  
 1865 Veterans Park Dr. Suite 303  
 Naples, Florida 34109  
 Phone: 239-390-2885  
 Fax: 239-949-0611  
 Apr 1, 2022 6:18 PM

Major Energy Futures		
	Settle	Change
Brent	104.39	-0.03
Gas Oil	1091	-26.75
Natural Gas	5.72	0.037
RBOB	315.35	-13.55
ULSD	342.4	-9.61
WTI	99.27	-1.01

**Market Commentary**

Oil prices traded down again as US allies and members of the International Energy Agency agreed to participate in releasing oil reserves. This is the biggest drop week over week for both contracts in two years. "The looming flood of U.S. barrels does not change the fact that the market will struggle to find enough supply in the coming months," PVM analyst Stephen Brennock said. "The U.S. release pales in comparison to expectations that 3 million bpd of Russian oil will be shut in as sanctions bite and buyers spurn purchases." OPEC+ on Thursday stuck with its plans to only add 423K/bpd of output, though member countries are already struggling to meet their quotes. WTI traded down \$1.01 or -1.01% to close at \$99.27. Brent traded down \$.03 or -0.03% to close at \$104.68.

## Crude & Product Markets

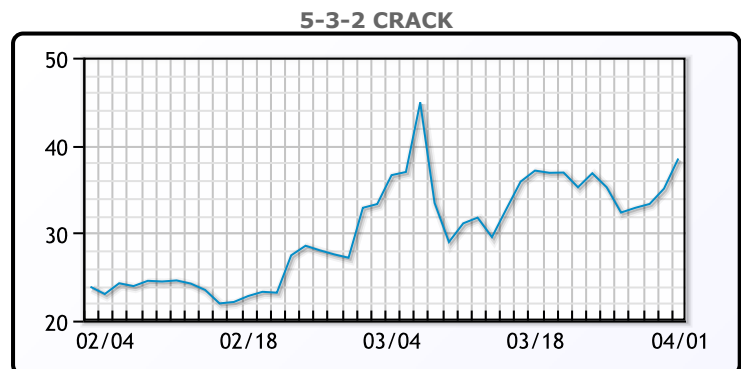
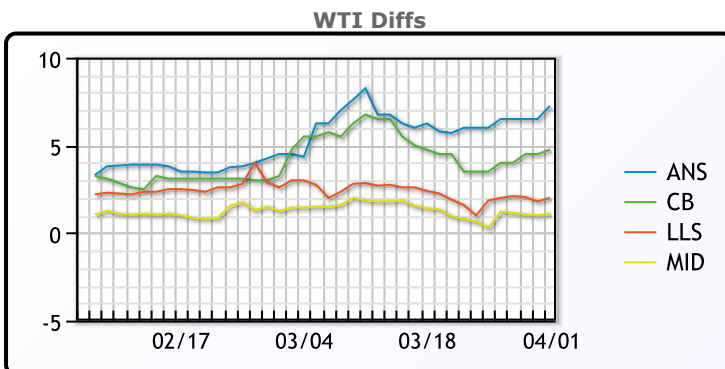


**CRUDE**

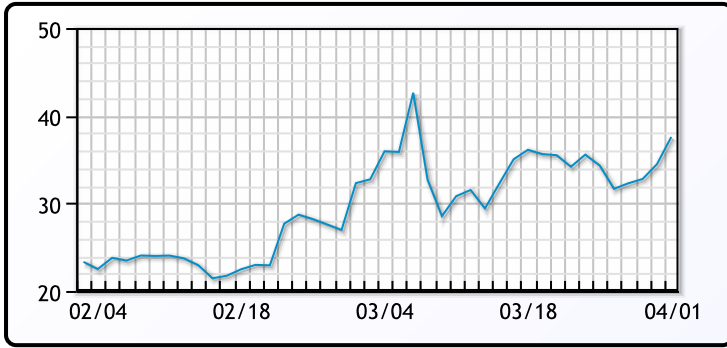
	Last	Week Ago	Month Ago
ANS	106.52	121.4	107.91
BLS	104.02	118.9	108.16
LLS	101.27	117.25	106.41
Mid	100.37	115.7	104.86
WTI	99.27	115.4	103.41

**PRODUCTS**

	Last	Week Ago	Month Ago
Gulf RBOB	309.23	336.63	285.12
Gulf ULSD	357.4	387.62	318.61
NYH RBOB	293.85	327	293.37
NYH ULSD	377.4	419.96	323.36
USGC 3%	91.38	101.63	84.13



**3-2-1 Crack**



**Gulf 3-2-1 Crack**



**NGLs**

**MB**

	Last	Week Ago	Month Ago
Butane	147.25	173	167.25
IsoButane	163.5	178	168.25
Natural Gasoline	238	266.75	241.75
Propane	137.13	149.25	146

**CONWAY**

	Last	Week Ago	Month Ago
Butane	157	171.5	163.75
IsoButane	185	200	184.75
Natural Gasoline	230.5	260	237
Propane	133.25	145.88	141.5

**MB NON**

	Last	Week Ago	Month Ago
Butane	162.25	177.25	167.25
IsoButane	163.5	178	168.25
Natural Gasoline	238	270.75	240.5
Propane	136.5	148.75	145.63

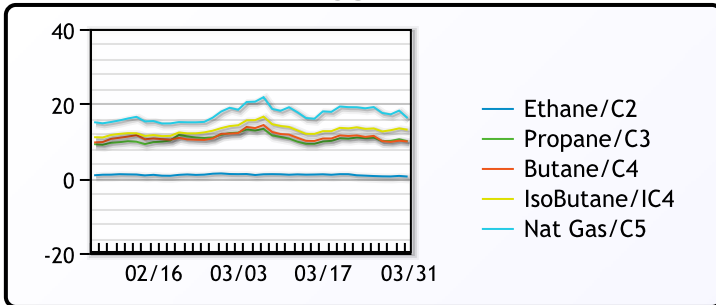
**EDMONTON**

	Last	Week Ago	Month Ago
Propane	109.25	119.88	122.5

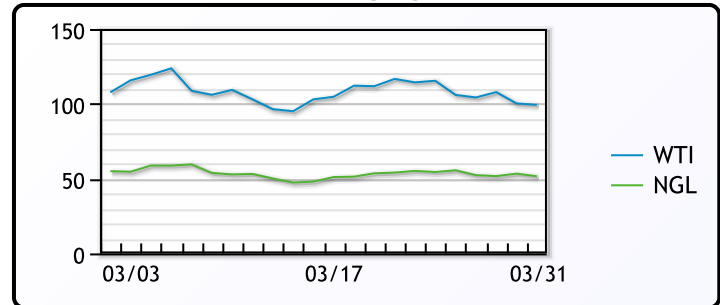
**SARNIA**

	Last	Week Ago	Month Ago
Propane	172.75	175.5	168

**FRAC SPREAD**



**WTI vs NGL**



**FX**

	Last	Change
CAD	1.2522	0.0017
DXY	98.566	0.254
Gold	1925.68	-11.76

**RATES**

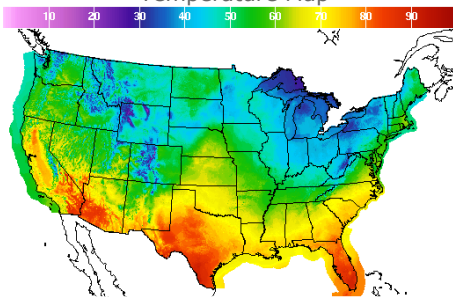
	Last	Change
US 2yr	2.4564	0.1219
US 10yr	2.3822	0.0442
CAN 10yr	2.434	0.029

**EQUITIES**

	Last	Change
Nasdaq	14261.5	40.98
TSX	1326.568	3.898
S&P 500	4545.86	15.45

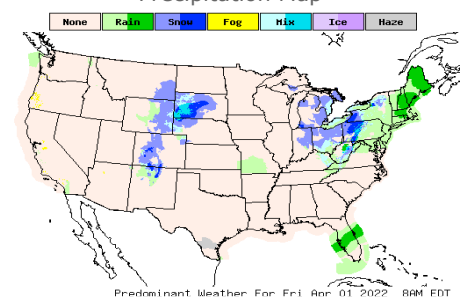
**Weather Data**

**Temperature Map**



City	HIGH °F	LOW °F
Calgary	47	29
Conway	51	28
Cushing	66	36
Denver	58	43
Houston	76	58
Mont Belvieu	74	54
Sarnia	35	30
Williston	48	34

**Precipitation Map**



This report has been prepared by PFL Petroleum Limited personnel for your information only and the views expressed are intended to provide market commentary and are not recommendations. This report is not an offer to sell or a solicitation of any offer to buy any security. The information contained herein has been compiled by PFL from sources believed to be reliable, but no representation or warranty, express or implied, is made by PFL Petroleum Limited, its affiliates or any other person as to its accuracy, completeness or correctness. Copyright 2017 PFL Petroleum Limited. All Rights Reserved