



MARKET DAILY

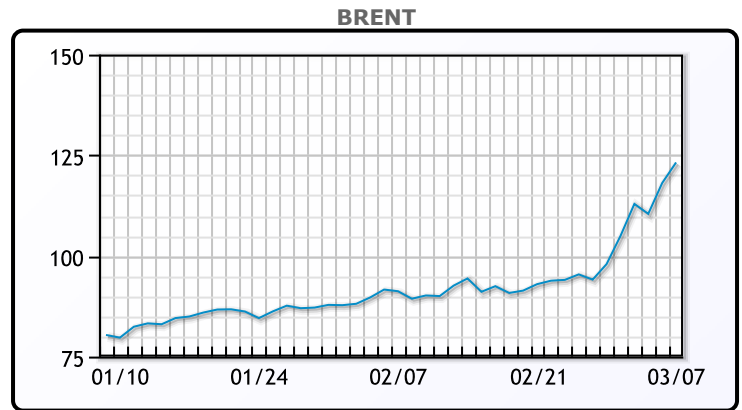
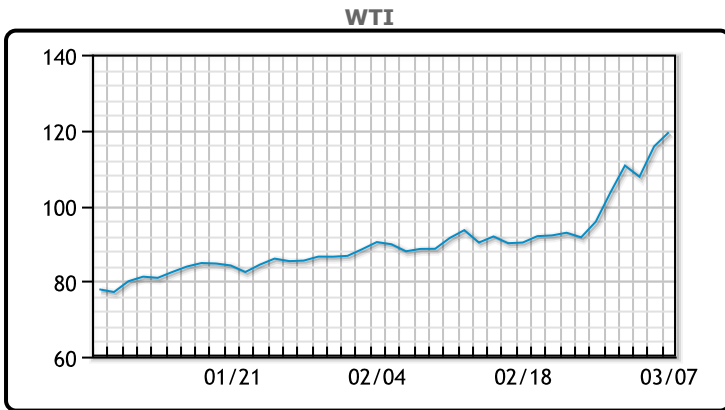
<https://www.pflpetroleum.com>
 1865 Veterans Park Dr. Suite 303
 Naples, Florida 34109
 Phone: 239-390-2885
 Fax: 239-949-0611
 Mar 7, 2022 6:44 PM

Major Energy Futures		
	Settle	Change
Brent	123.21	5.10
Gas Oil	1297.75	88.75
Natural Gas	4.833	-0.183
RBOB	357.21	2.81
ULSD	392.15	14.52
WTI	119.4	3.72

Market Commentary

Oil prices jumped again today, to their highest levels since 2008 as the West considers banning Russian oil imports. "The bigger picture is that supply disruptions are getting worse," said Andrew Lipow, president of Lipow Oil Associates in Houston. "Nobody wants to touch anything related to Russia." WTI had earlier hit a session high of \$130.50. A prolonged war in Ukraine could see Brent push above \$150 according to some analysts. A deal with Iran may not be progressing as well as earlier reports indicated, as Iran's top security official said the outlook for talks "remains unclear". WTI traded up \$3.72 or 3.2% to close at \$119.40. Brent traded up \$5.10 or 4.3% to close at \$123.21.

Crude & Product Markets

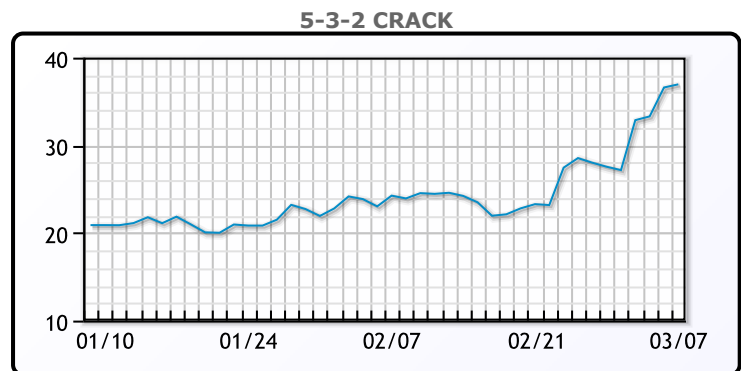
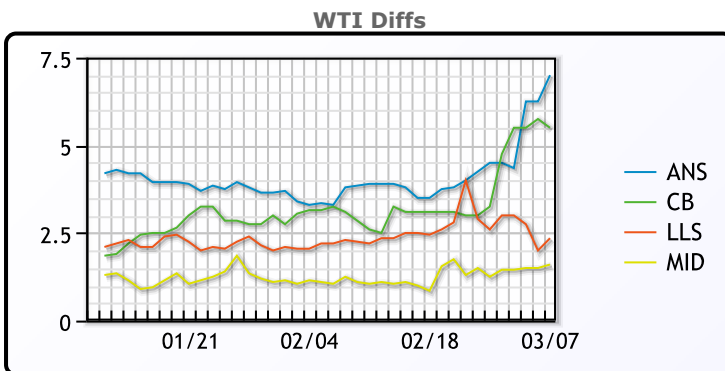


CRUDE

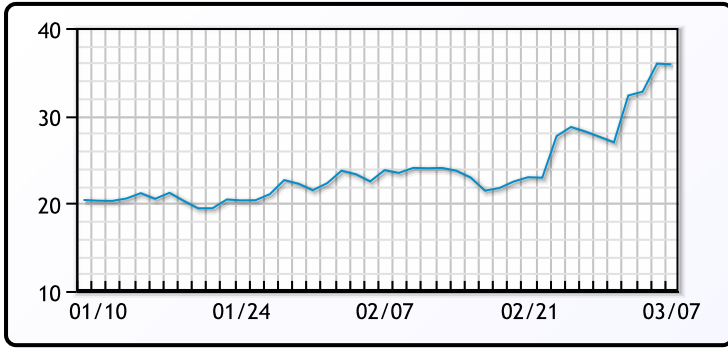
	Last	Week Ago	Month Ago
ANS	126.4	100.22	95.12
BLS	124.9	98.97	94.42
LLS	121.75	98.32	93.62
Mid	121	96.97	92.57
WTI	119.4	95.72	91.32

PRODUCTS

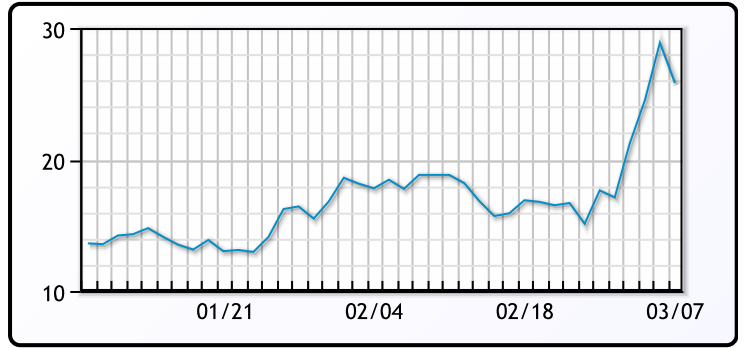
	Last	Week Ago	Month Ago
Gulf RBOB	335.46	272.75	263.4
Gulf ULSD	396.15	292.76	283.79
NYH RBOB	342.21	276.75	270.03
NYH ULSD	406.15	298.26	292.79
USGC 3%	102.13	83.88	82.63



3-2-1 Crack



Gulf 3-2-1 Crack



NGLs

MB

	Last	Week Ago	Month Ago
Butane	188	158.5	147
IsoButane	193	160.5	145
Natural Gasoline	276.75	223.25	211
Propane	161.5	140.25	123.5

CONWAY

	Last	Week Ago	Month Ago
Butane	189	160.5	145
IsoButane	212	188	180
Natural Gasoline	271	217	208.75
Propane	156.75	137	123

MB NON

	Last	Week Ago	Month Ago
Butane	193	160.5	145
IsoButane	193	160.5	145
Natural Gasoline	275.5	220.5	209.5
Propane	160.75	136	123.25

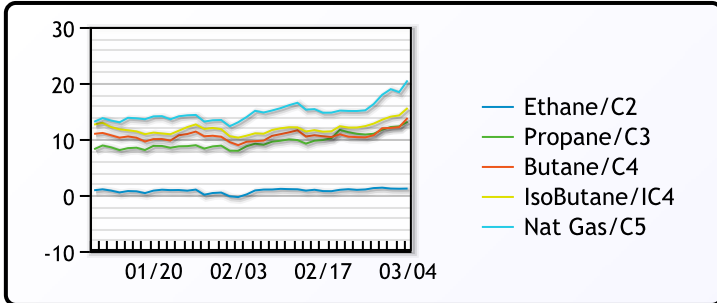
EDMONTON

	Last	Week Ago	Month Ago
Propane	137	117.25	101

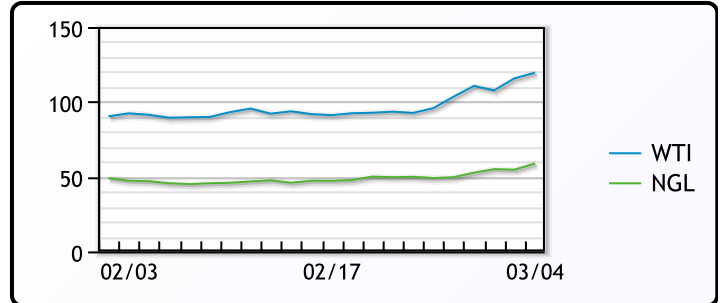
SARNIA

	Last	Week Ago	Month Ago
Propane	189	168	158.5

FRAC SPREAD



WTI vs NGL



FX

	Last	Change
CAD	1.2809	-0.0011
DXY	99.29301	0.64501
Gold	1998.38	0.27

RATES

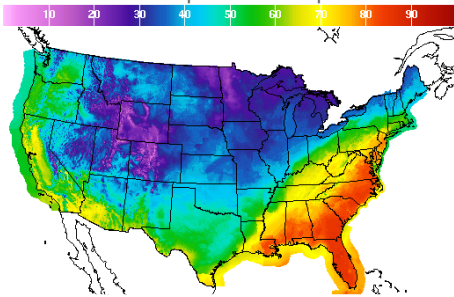
	Last	Change
US 2yr	1.5503	0.0744
US 10yr	1.7734	0.0427
CAN 10yr	1.724	0.056

EQUITIES

	Last	Change
Nasdaq	12830.96	-482.48
TSX	1293.016	-5.474
S&P 500	4201.09	-127.78

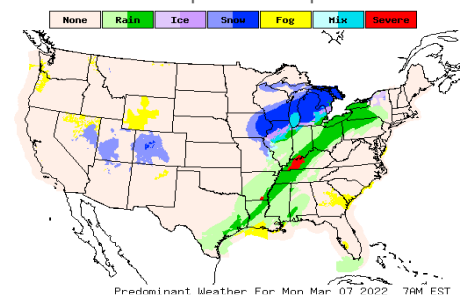
Weather Data

Temperature Map



City	HIGH °F	LOW °F
Calgary	32	18
Conway	27	3
Cushing	42	24
Denver	29	17
Houston	72	51
Mont Belvieu	68	50
Sarnia	35	25
Williston	35	10

Precipitation Map



This report has been prepared by PFL Petroleum Limited personnel for your information only and the views expressed are intended to provide market commentary and are not recommendations. This report is not an offer to sell or a solicitation of any offer to buy any security. The information contained herein has been compiled by PFL from sources believed to be reliable, but no representation or warranty, express or implied, is made by PFL Petroleum Limited, its affiliates or any other person as to its accuracy, completeness or correctness. Copyright 2017 PFL Petroleum Limited. All Rights Reserved