



MARKET DAILY

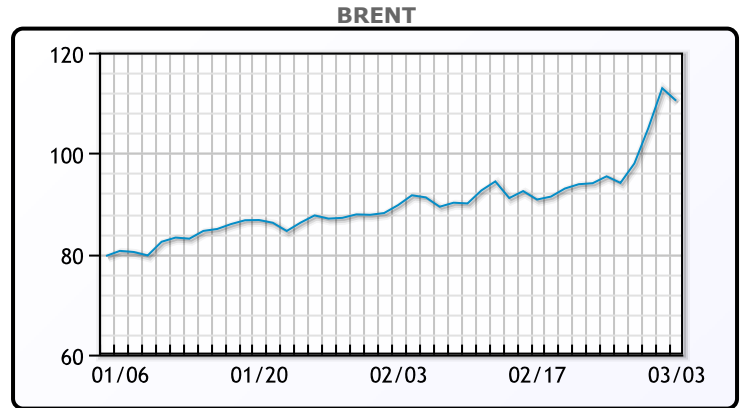
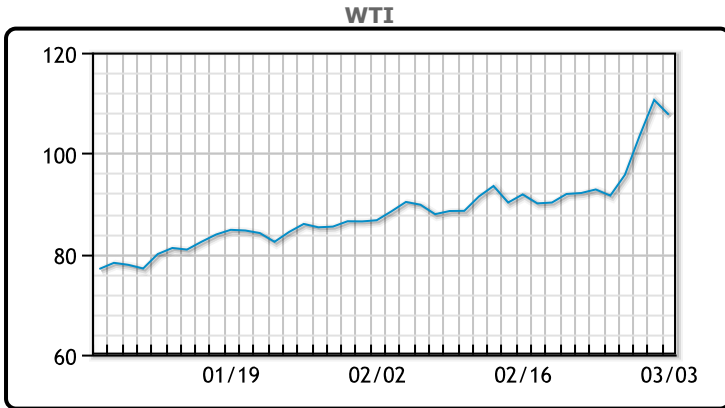
<https://www.pflpetroleum.com>
 1865 Veterans Park Dr. Suite 303
 Naples, Florida 34109
 Phone: 239-390-2885
 Fax: 239-949-0611
 Mar 3, 2022 7:16 PM

Major Energy Futures		
	Settle	Change
Brent	110.46	-2.47
Gas Oil	1095.5	82
Natural Gas	4.722	-0.04
RBOB	328.44	-2.39
ULSD	350.34	0.87
WTI	107.67	-2.93

Market Commentary

Oil prices slid today after hitting decade highs as state department sources claimed they are close to a deal and bringing Iranian crude back to market. This could happen as soon as next several days potentially. Trading has been volatile in light of disruptions to Russian exports. Both contracts had initially traded to their highest levels in over a decade, before trading down later in the session. Oil markets are in an "explosive mood" over increasing outrage against Russia, said Phil Flynn, an analyst at Price Futures Group. "People in the world don't want to deal with a country that is committing these atrocities in Ukraine." WTI traded down \$2.93 or -2.65% to close at \$107.67. Brent traded down \$2.47 or -2.19% to close at \$110.46.

Crude & Product Markets

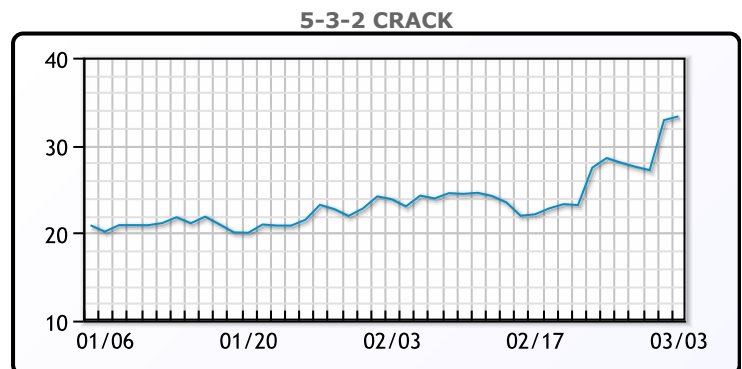
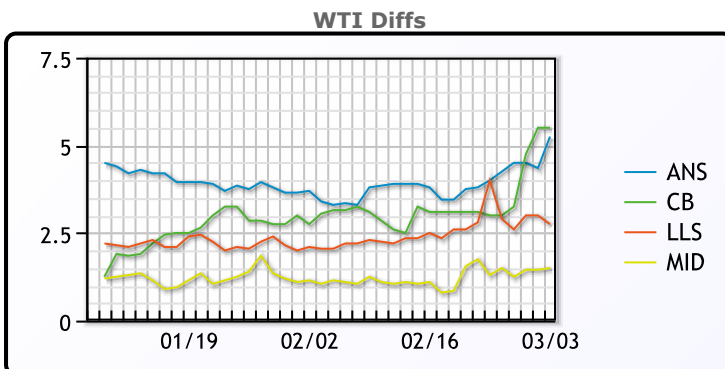


CRUDE

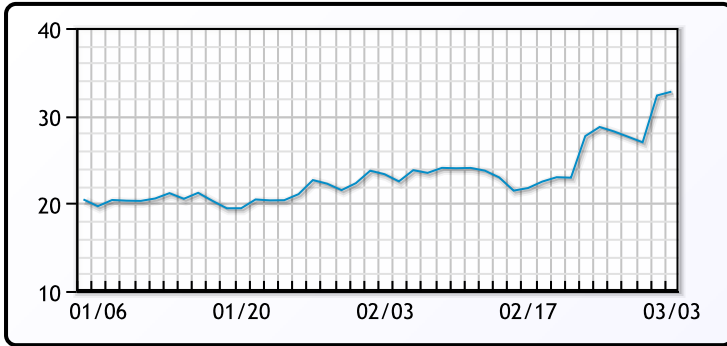
	Last	Week Ago	Month Ago
ANS	112.92	97.41	93.62
BLS	113.17	96.41	93.42
LLS	110.42	97.41	92.47
Mid	109.17	94.71	91.37
WTI	107.67	93.41	90.27

PRODUCTS

	Last	Week Ago	Month Ago
Gulf RBOB	310.81	266.52	259.02
Gulf ULSD	357.09	284.99	282.83
NYH RBOB	313.69	275.35	266.02
NYH ULSD	364.84	290.19	290.2
USGC 3%	92.38	83.13	81.13



3-2-1 Crack



Gulf 3-2-1 Crack



NGLs

MB

	Last	Week Ago	Month Ago
Butane	171.75	155.25	154.25
IsoButane	177.75	159	154.5
Natural Gasoline	249.5	214.75	207.5
Propane	153.75	143.25	127.75

CONWAY

	Last	Week Ago	Month Ago
Butane	172.5	157.75	154
IsoButane	199	198	185
Natural Gasoline	244.5	211.5	208
Propane	146.63	139	128.5

MB NON

	Last	Week Ago	Month Ago
Butane	176.75	157.75	154.25
IsoButane	177.75	159	154.5
Natural Gasoline	248.75	214.75	207
Propane	153	140.25	127.5

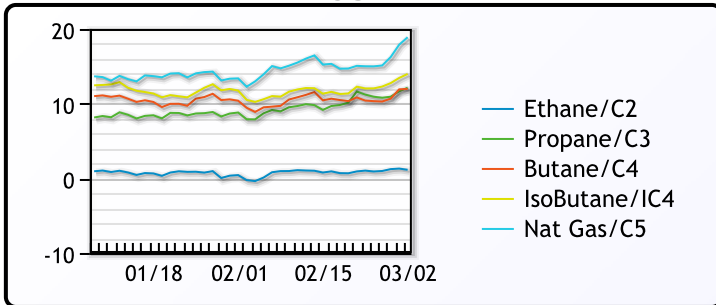
EDMONTON

	Last	Week Ago	Month Ago
Propane	124.13	120	108.5

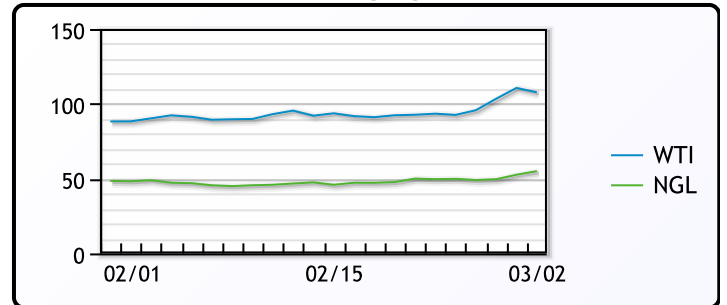
SARNIA

	Last	Week Ago	Month Ago
Propane	180.25	172	159.25

FRAC SPREAD



WTI vs NGL



FX

	Last	Change
CAD	1.2687	0.0006
DXY	97.785	0.4
Gold	1936.18	0.23

RATES

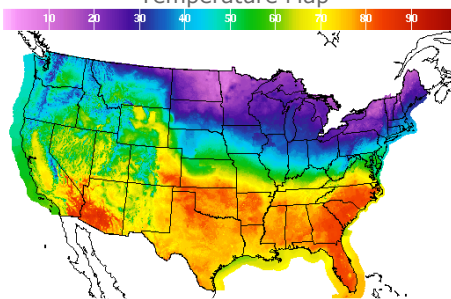
	Last	Change
US 2yr	1.534	0.004
US 10yr	1.837	-0.0035
CAN 10yr	1.779	-0.039

EQUITIES

	Last	Change
Nasdaq	13537.94	-214.08
TSX	1287.387	1.311
S&P 500	4363.49	-23.05

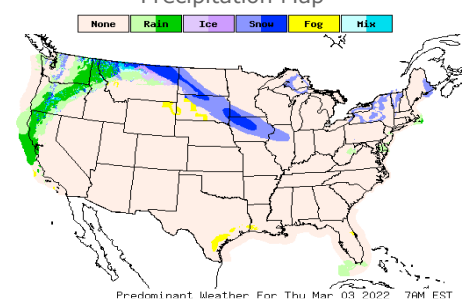
Weather Data

Temperature Map



City	HIGH °F	LOW °F
Calgary	21	18
Conway	10	-13
Cushing	78	51
Denver	64	41
Houston	74	56
Mont Belvieu	69	54
Sarnia	25	20
Williston	25	15

Precipitation Map



This report has been prepared by PFL Petroleum Limited personnel for your information only and the views expressed are intended to provide market commentary and are not recommendations. This report is not an offer to sell or a solicitation of any offer to buy any security. The information contained herein has been compiled by PFL from sources believed to be reliable, but no representation or warranty, express or implied, is made by PFL Petroleum Limited, its affiliates or any other person as to its accuracy, completeness or correctness. Copyright 2017 PFL Petroleum Limited. All Rights Reserved