



MARKET DAILY

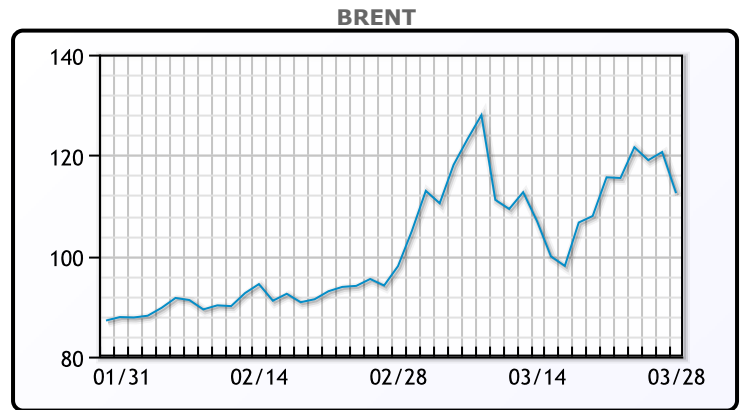
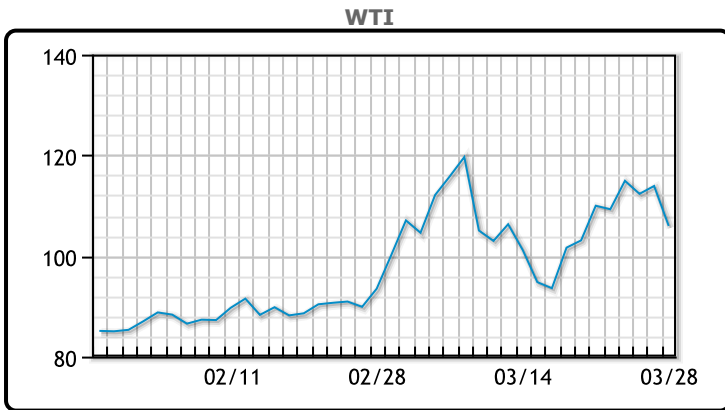
<https://www.pflpetroleum.com>
 1865 Veterans Park Dr. Suite 303
 Naples, Florida 34109
 Phone: 239-390-2885
 Fax: 239-949-0611
 Mar 28, 2022 5:47 PM

Major Energy Futures		
	Settle	Change
Brent	112.48	-11
Gas Oil	1130.75	-38
Natural Gas	5.508	0.17
RBOB	321.88	8.03
ULSD	378.34	-3.88
WTI	105.96	-7.94

Market Commentary

Oil prices tanked today after Shanghai was put on COVID lockdown, with officials closing bridges, tunnels and restricting highway traffic. Locking down a city of 26 million people is expected to soften crude demand by 800K/bpd in April. "The fear that the lockdowns could spread combined with a long liquidation has resulted in further decline of the market," said Andrew Lipow, president of Lipow Oil Associates in Houston. OPEC+ is set to meet again this week, and the group is expected to maintain its plan of a modest production increase despite rising prices. Russian state news claimed Southeast Asian countries are offsetting declining orders for crude, with countries such as India and China expected to make up a lot of the difference. WTI traded down \$7.94 or -6.97% to close at \$105.96. Brent traded down \$11 or -9.12% to close at \$109.65.

Crude & Product Markets

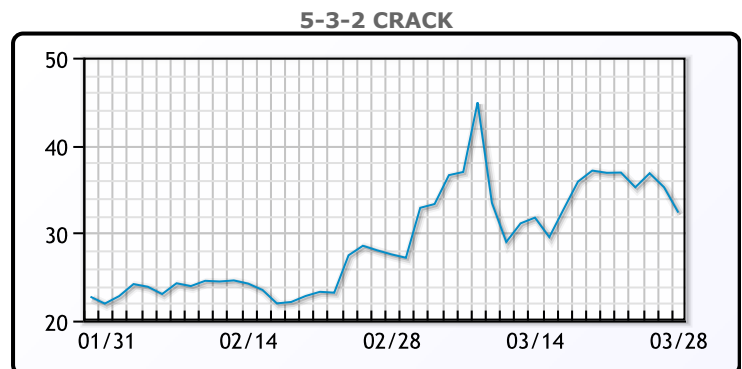
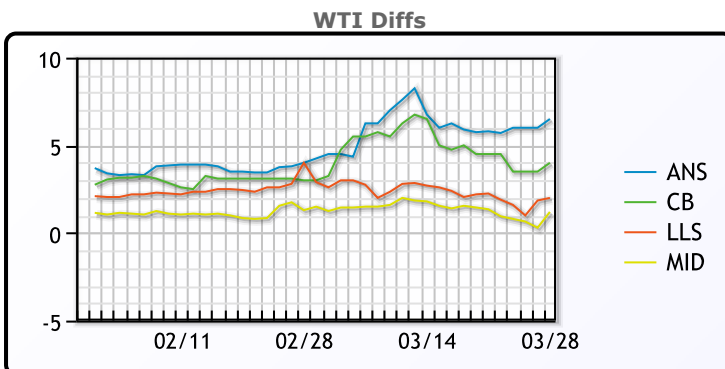


CRUDE

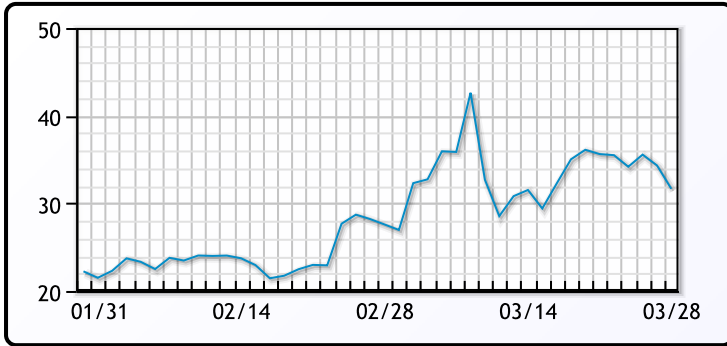
	Last	Week Ago	Month Ago
ANS	112.46	117.92	100.22
BLS	109.96	116.62	98.97
LLS	107.96	114.37	98.32
Mid	107.16	113.47	96.97
WTI	105.96	112.12	95.72

PRODUCTS

	Last	Week Ago	Month Ago
Gulf RBOB	312.12	332.66	272.75
Gulf ULSD	355.82	375.96	292.76
NYH RBOB	301.88	320.66	276.75
NYH ULSD	380.34	394.34	298.26
USGC 3%	94.13	97.13	83.88



3-2-1 Crack



Gulf 3-2-1 Crack



NGLs

MB

	Last	Week Ago	Month Ago
Butane	158.25	167.25	153.95
IsoButane	170	173	161.25
Natural Gasoline	249.5	261	223.25
Propane	140.63	141.5	139

CONWAY

	Last	Week Ago	Month Ago
Butane	162.5	168	160
IsoButane	190	196	188
Natural Gasoline	245	256	221.5
Propane	138.75	139.25	136.25

MB NON

	Last	Week Ago	Month Ago
Butane	169.25	172.25	160
IsoButane	170	173	161.25
Natural Gasoline	262	261	222.5
Propane	140.13	141	136

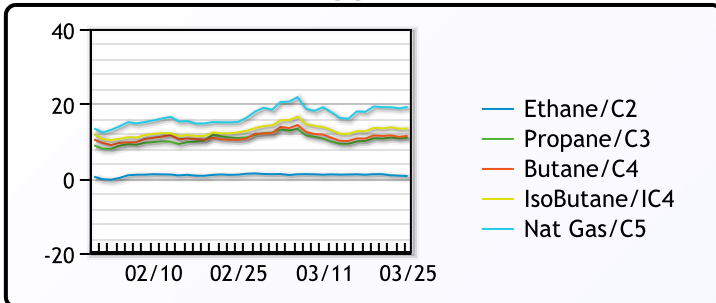
EDMONTON

	Last	Week Ago	Month Ago
Propane	112.25	113.25	117.25

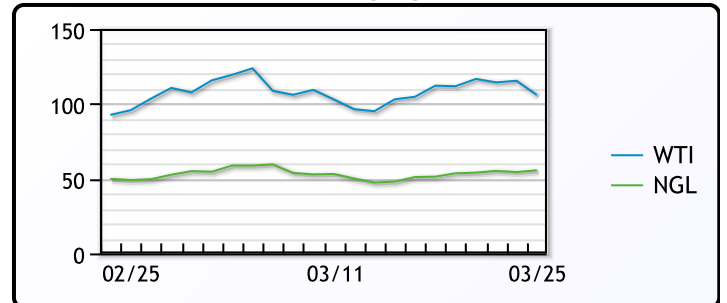
SARNIA

	Last	Week Ago	Month Ago
Propane	175.5	159.75	168

FRAC SPREAD



WTI vs NGL



FX

	Last	Change
CAD	1.2521	0.0003
DXY	99.146	0.357
Gold	1922.83	0.03

RATES

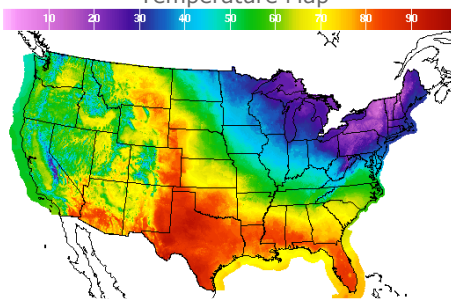
	Last	Change
US 2yr	2.3277	0.0581
US 10yr	2.4585	-0.0146
CAN 10yr	2.509	-0.037

EQUITIES

	Last	Change
Nasdaq	14354.9	185.6
TSX	1331.1	0.361
S&P 500	4575.52	32.46

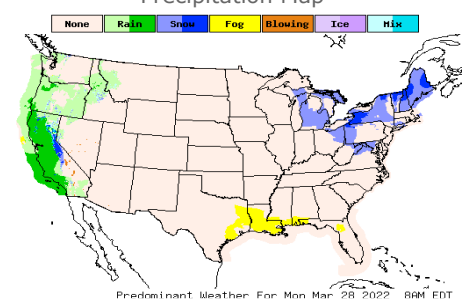
Weather Data

Temperature Map



City	HIGH °F	LOW °F
Calgary	40	32
Conway	35	18
Cushing	80	45
Denver	77	51
Houston	81	62
Mont Belvieu	79	63
Sarnia	26	17
Williston	58	30

Precipitation Map



This report has been prepared by PFL Petroleum Limited personnel for your information only and the views expressed are intended to provide market commentary and are not recommendations. This report is not an offer to sell or a solicitation of any offer to buy any security. The information contained herein has been compiled by PFL from sources believed to be reliable, but no representation or warranty, express or implied, is made by PFL Petroleum Limited, its affiliates or any other person as to its accuracy, completeness or correctness. Copyright 2017 PFL Petroleum Limited. All Rights Reserved