



# MARKET DAILY

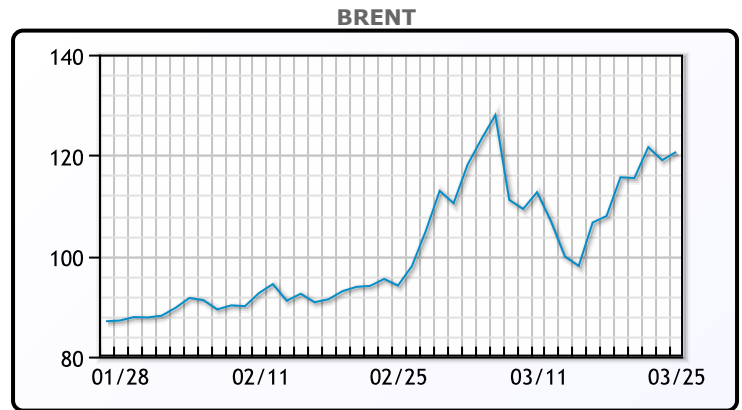
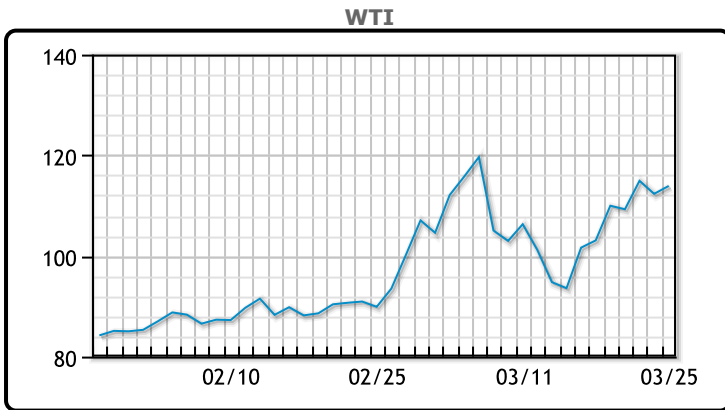
<https://www.pflpetroleum.com>  
 1865 Veterans Park Dr. Suite 303  
 Naples, Florida 34109  
 Phone: 239-390-2885  
 Fax: 239-949-0611  
 Mar 25, 2022 10:25 PM

Major Energy Futures		
	Settle	Change
Brent	120.65	1.62
Gas Oil	1195.75	-2
Natural Gas	5.571	0.169
RBOB	347	-4.9
ULSD	411.46	3.86
WTI	113.9	1.56

**Market Commentary**

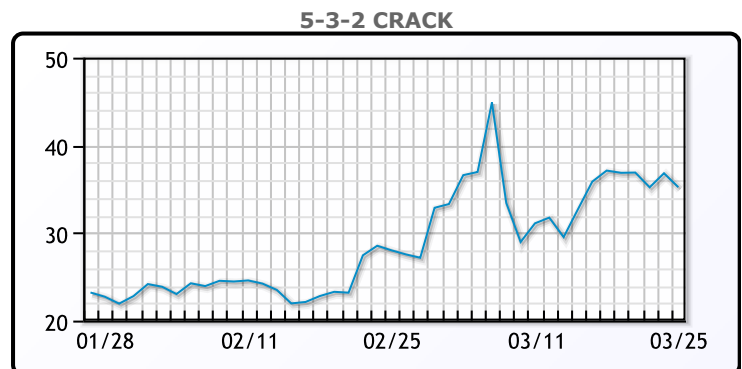
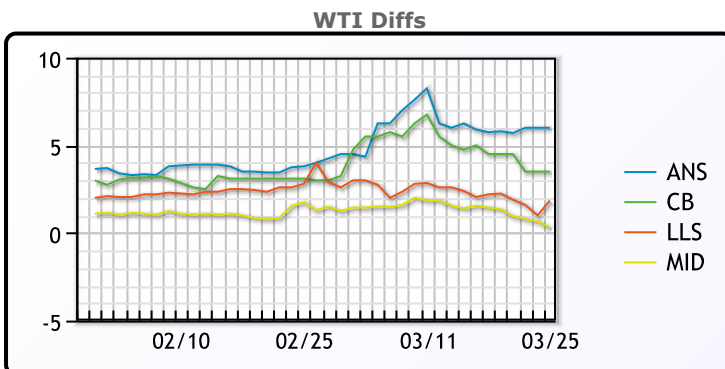
Folks what a ride - Crude prices rose more than one per cent on Friday as traders reconciled the impact of a missile attack on an oil distribution facility in Saudi Arabia with a possible release of oil reserves by the U.S. WTI crude ended up closing up \$1.56 (1.4%) at \$113.90 per barrel. Brent crude settled up \$1.62, also up 1.4 per cent, to US\$120.65 per barrel. Yemen's Houthi group took credit for the attack and said that they had attacked a Saudi Aramco site with missiles. Both benchmarks notched their first weekly gains in three weeks — Brent rose more than 11.5% and WTI gained 8.8% per cent. The market has been wrestling with Russian crude and what to do with it. This attack by Yemen is not helpful. Have a safe weekend.

## Crude & Product Markets

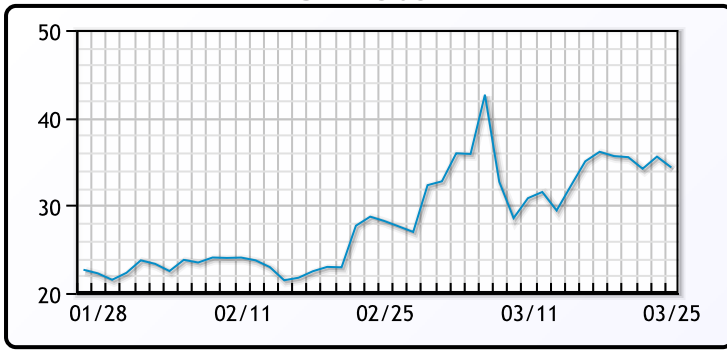


CRUDE	Last	Week Ago	Month Ago
ANS	121.4	110.45	96.84
BLS	118.9	109.2	95.59
LLS	117.25	106.9	95.49
Mid	115.7	106.15	94.09
WTI	115.4	104.7	92.59

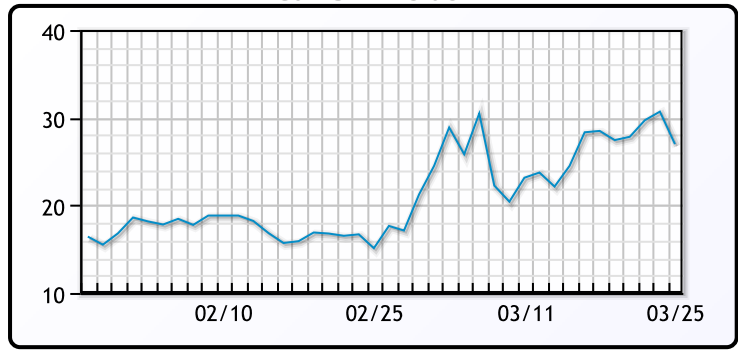
PRODUCTS	Last	Week Ago	Month Ago
Gulf RBOB	336.63	320.38	258.41
Gulf ULSD	387.62	357.81	278.68
NYH RBOB	327	307	271.13
NYH ULSD	419.96	373.06	285.7
USGC 3%	101.63	91.13	80.63



**3-2-1 Crack**



**Gulf 3-2-1 Crack**



**NGLs**

**MB**

	Last	Week Ago	Month Ago
Butane	173	159.75	152.5
IsoButane	178	165.5	159.25
Natural Gasoline	266.75	246.38	213.75
Propane	149.25	136	140

**CONWAY**

	Last	Week Ago	Month Ago
Butane	171.5	159.25	158
IsoButane	200	195	198
Natural Gasoline	260	241.75	210.5
Propane	145.88	132	136

**MB NON**

	Last	Week Ago	Month Ago
Butane	177.25	164.75	158
IsoButane	178	165.5	159.25
Natural Gasoline	270.75	246.38	212.25
Propane	148.75	135.5	137.13

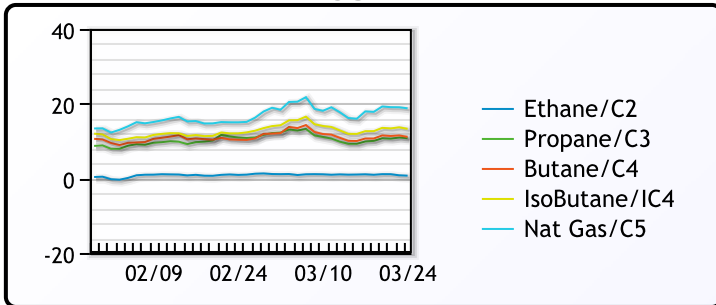
**EDMONTON**

	Last	Week Ago	Month Ago
Propane	119.88	106.5	117

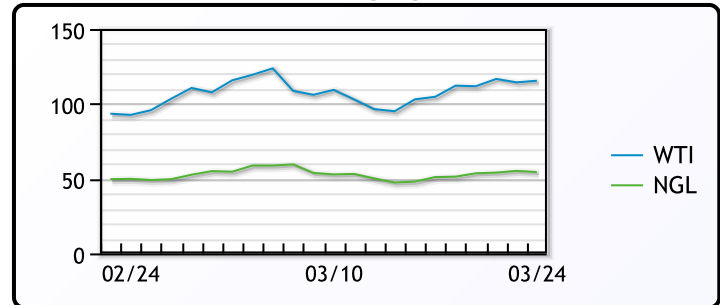
**SARNIA**

	Last	Week Ago	Month Ago
Propane	175.5	159.75	172

**FRAC SPREAD**



**WTI vs NGL**



**FX**

	Last	Change
CAD	1.2477	-0.0049
DXY	98.789	0
Gold	1958.29	0.6

**RATES**

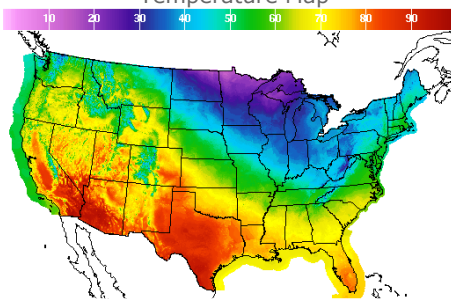
	Last	Change
US 2yr	2.2696	0.1309
US 10yr	2.4731	0.1013
CAN 10yr	2.546	0.151

**EQUITIES**

	Last	Change
Nasdaq	14169.3	-22.54
TSX	1330.739	4.501
S&P 500	4543.06	22.9

**Weather Data**

**Temperature Map**



City	HIGH °F	LOW °F
Calgary	42	28
Conway	34	18
Cushing	62	40
Denver	60	39
Houston	81	53
Mont Belvieu	77	51
Sarnia	41	35
Williston	43	28

**Precipitation Map**

