



MARKET DAILY

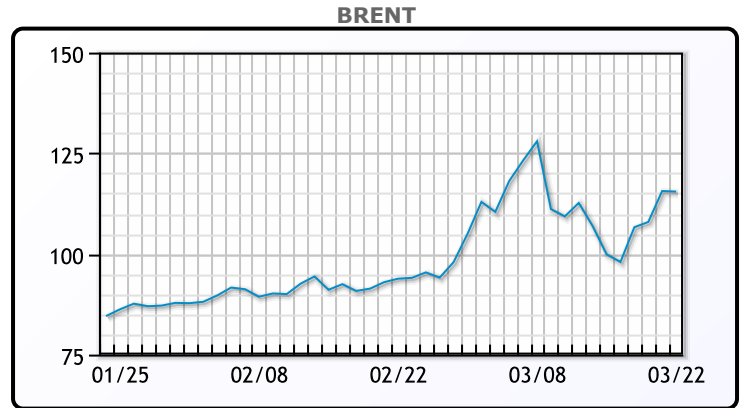
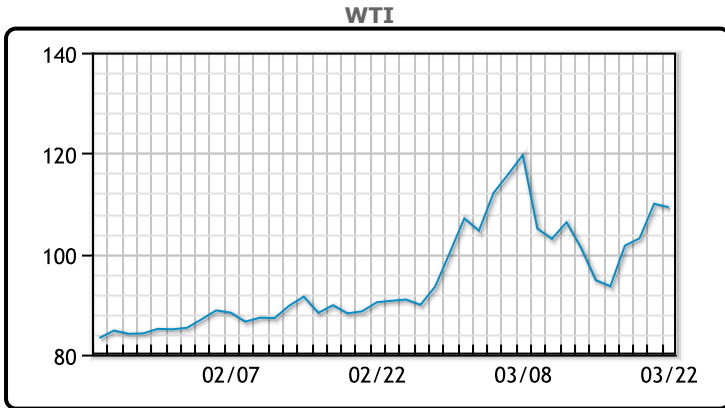
<https://www.pflpetroleum.com>
 1865 Veterans Park Dr. Suite 303
 Naples, Florida 34109
 Phone: 239-390-2885
 Fax: 239-949-0611
 Mar 22, 2022 6:41 PM

Major Energy Futures		
	Settle	Change
Brent	115.48	-0.14
Gas Oil	1171.25	93
Natural Gas	5.187	0.287
RBOB	333.07	-4.09
ULSD	386.42	6.33
WTI	109.27	-0.7

Market Commentary

Oil prices edged lower today as the EU seems less and less likely to ban Russian oil. The bloc was split on whether or not to proceed with the ban but some members are too dependent on Russian energy. "It's pretty clear that the German economy will seize up so the EU is backing away from a Russian ban," said John Kilduff, partner at Again LLC in New York. Total announced today that they would be exiting Russian oil supply contracts, joining rivals Shell and BP who are divesting from their Russian assets. WTI traded down \$0.70 or -0.64% to close at \$109.27. Brent traded down \$0.14 or -0.12% to close at \$115.48.

Crude & Product Markets

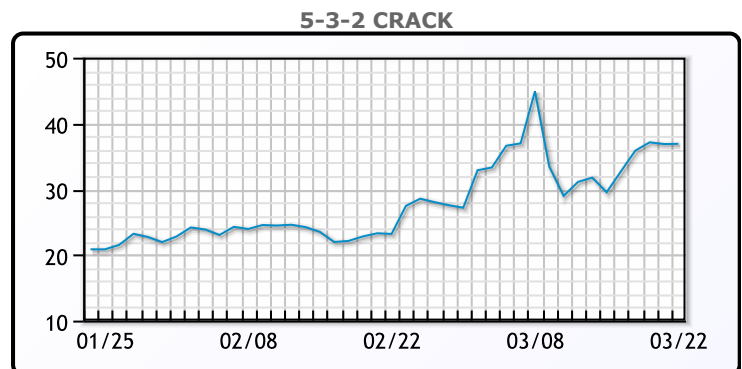
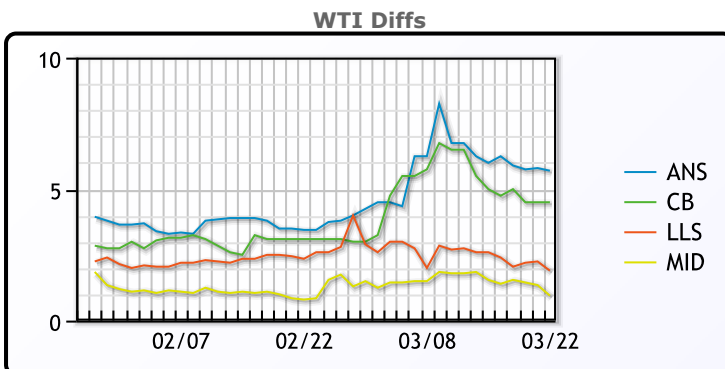


CRUDE

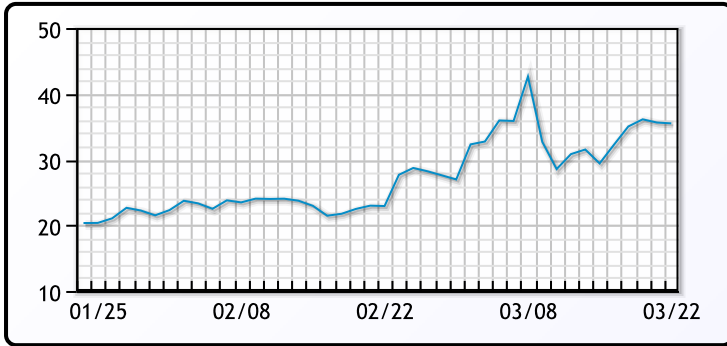
	Last	Week Ago	Month Ago
ANS	117.46	102.44	96.1
BLS	116.26	101.44	95.45
LLS	113.66	99.04	94.95
Mid	112.71	97.99	93.9
WTI	111.76	96.44	92.35

PRODUCTS

	Last	Week Ago	Month Ago
Gulf RBOB	326.82	296.81	262.08
Gulf ULSD	377.42	301.97	276.38
NYH RBOB	314.57	284.69	269.95
NYH ULSD	398.92	316.22	282.51
USGC 3%	96.38	85.63	79.38



3-2-1 Crack



Gulf 3-2-1 Crack



NGLs

MB

	Last	Week Ago	Month Ago
Butane	167	149.75	153.75
IsoButane	173	154.75	155.75
Natural Gasoline	261.5	224.25	212.5
Propane	142.75	124.75	146.5

CONWAY

	Last	Week Ago	Month Ago
Butane	169	150	154.5
IsoButane	193	195	195
Natural Gasoline	253	224	211
Propane	140	123.5	139

MB NON

	Last	Week Ago	Month Ago
Butane	173	154.75	155.75
IsoButane	173	154.75	155.75
Natural Gasoline	263	224.75	211.75
Propane	142	125.25	144

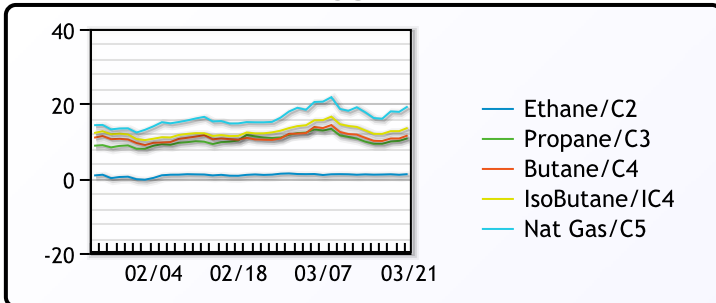
EDMONTON

	Last	Week Ago	Month Ago
Propane	114	97.5	130.5

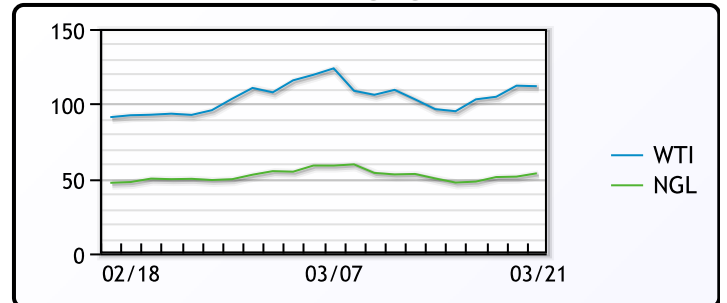
SARNIA

	Last	Week Ago	Month Ago
Propane	159.75	172	155

FRAC SPREAD



WTI vs NGL



FX

	Last	Change
CAD	1.2566	-0.0004
DXY	98.493	-0.005
Gold	1920.32	-1.37

RATES

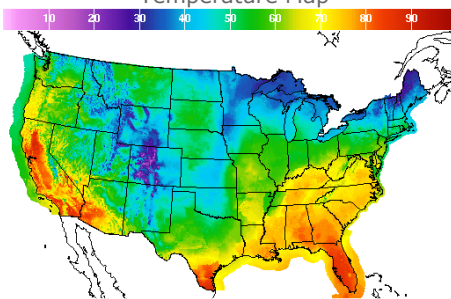
	Last	Change
US 2yr	2.1641	0.0488
US 10yr	2.3825	0.0929
CAN 10yr	2.417	0.09

EQUITIES

	Last	Change
Nasdaq	14108.82	270.36
TSX	1336.76	3.786
S&P 500	4511.61	50.43

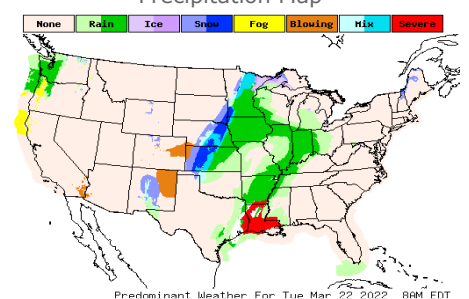
Weather Data

Temperature Map



City	HIGH °F	LOW °F
Calgary	58	32
Conway	37	27
Cushing	56	39
Denver	42	30
Houston	70	57
Mont Belvieu	70	54
Sarnia	42	36
Williston	49	34

Precipitation Map



This report has been prepared by PFL Petroleum Limited personnel for your information only and the views expressed are intended to provide market commentary and are not recommendations. This report is not an offer to sell or a solicitation of any offer to buy any security. The information contained herein has been compiled by PFL from sources believed to be reliable, but no representation or warranty, express or implied, is made by PFL Petroleum Limited, its affiliates or any other person as to its accuracy, completeness or correctness. Copyright 2017 PFL Petroleum Limited. All Rights Reserved