



# MARKET DAILY

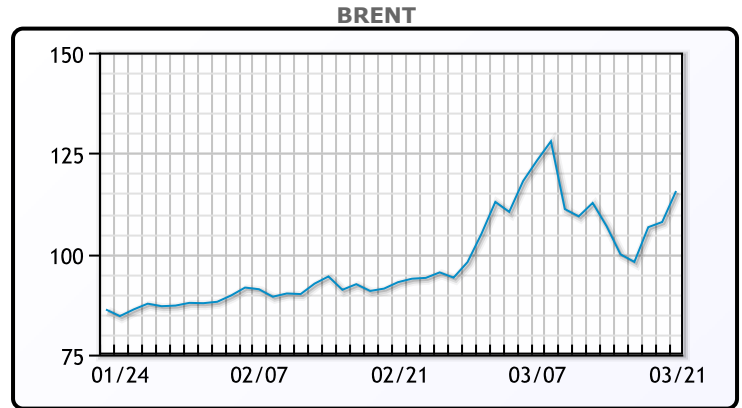
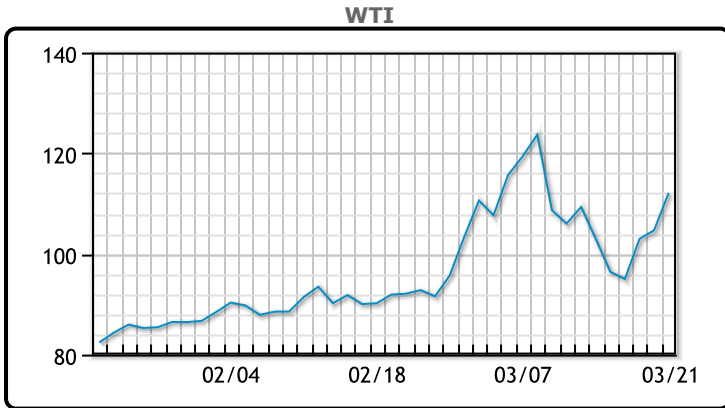
<https://www.pflpetroleum.com>  
 1865 Veterans Park Dr. Suite 303  
 Naples, Florida 34109  
 Phone: 239-390-2885  
 Fax: 239-949-0611  
 Mar 21, 2022 9:10 PM

Major Energy Futures		
	Settle	Change
Brent	115.62	7.69
Gas Oil	1157.75	93
Natural Gas	4.9	0.037
RBOB	337.16	13.28
ULSD	380.09	20.28
WTI	112.12	7.42

**Market Commentary**

West Texas Intermediate crude futures settled at \$112.12 per barrel, up \$7.42 or 7.09% from Friday's close. Brent futures settled at US\$115.62 per barrel, up \$7.69 or 7.12% per cent from Fridays close. Crude closed higher on the back of European Union nations disagreeing on whether or not to join the U.S. in a Russian oil embargo and an attack on Saudi oil facilities. A perfect storm is lining up for a price spike. Russia continues to pound Ukraine into submission and any optimism that a cease fire could happen was swept away today affecting not only oil but other commodities such as corn and wheat. Oil is up in overnight trading and the markets are on edge.

## Crude & Product Markets

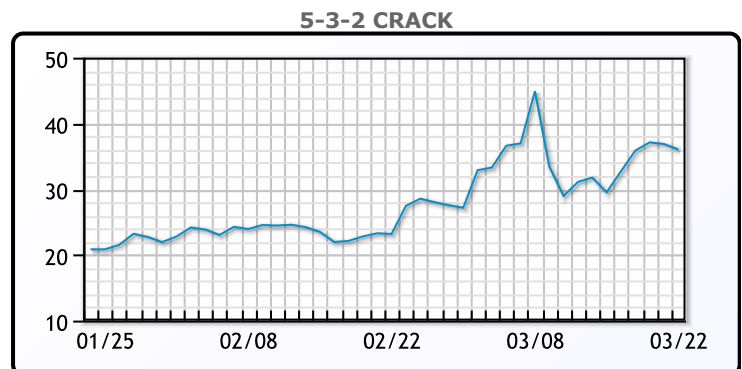
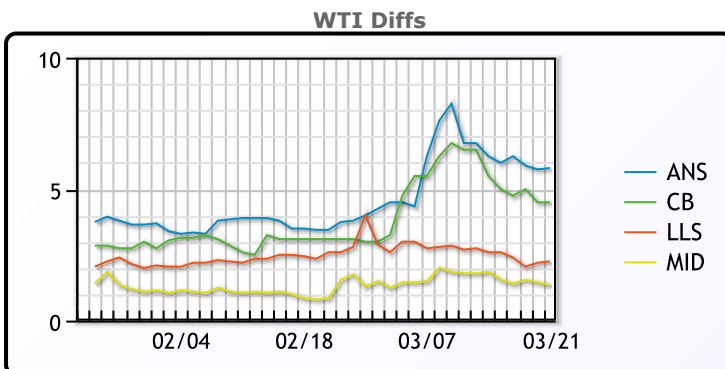


**CRUDE**

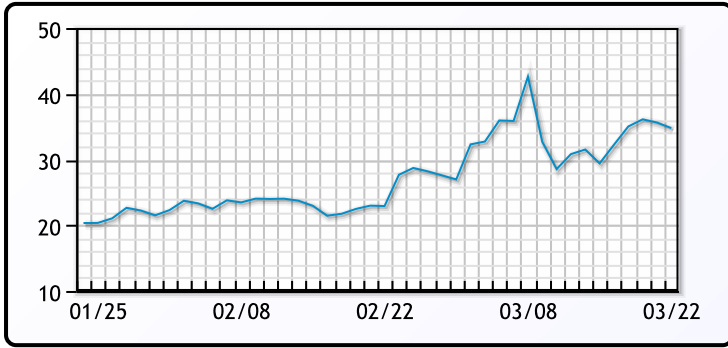
	Last	Week Ago	Month Ago
ANS	117.92	109.26	94.52
BLS	116.62	108.51	94.17
LLS	114.37	105.61	93.67
Mid	113.47	104.86	91.92
WTI	112.12	103.01	91.07

**PRODUCTS**

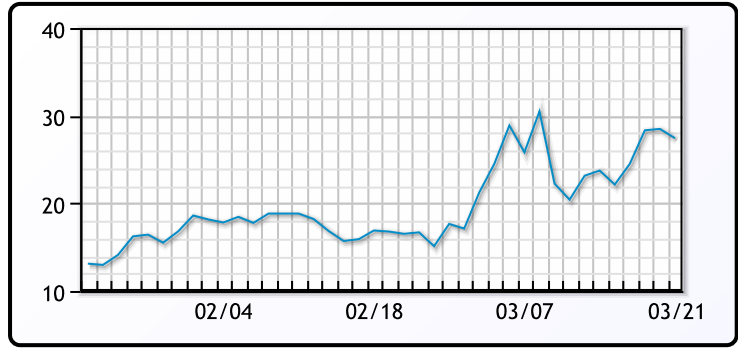
	Last	Week Ago	Month Ago
Gulf RBOB	332.66	313.76	259.21
Gulf ULSD	375.96	326.38	272.8
NYH RBOB	320.66	301.89	265.96
NYH ULSD	394.34	342.63	277.65
USGC 3%	97.13	92.13	78.38



3-2-1 Crack



Gulf 3-2-1 Crack



NGLs

MB

	Last	Week Ago	Month Ago
Butane	167.25	158.5	153.88
IsoButane	173	164.5	151.13
Natural Gasoline	261	242	210
Propane	141.5	131.25	134.63

CONWAY

	Last	Week Ago	Month Ago
Butane	168	158.5	150.88
IsoButane	196	190	175.5
Natural Gasoline	256	234	207.75
Propane	139.25	129	129.5

MB NON

	Last	Week Ago	Month Ago
Butane	172.25	163.5	150.88
IsoButane	173	164.5	151.13
Natural Gasoline	261	241	209
Propane	141	130.25	134.38

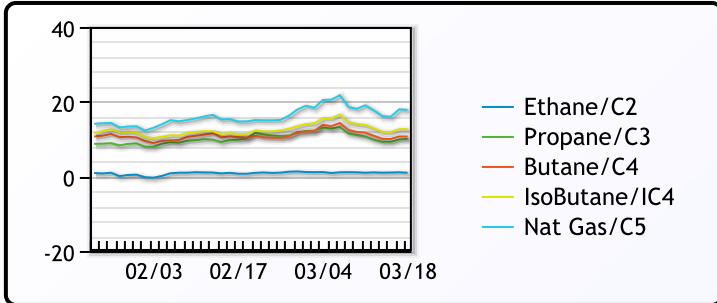
EDMONTON

	Last	Week Ago	Month Ago
Propane	113.25	107	110.5

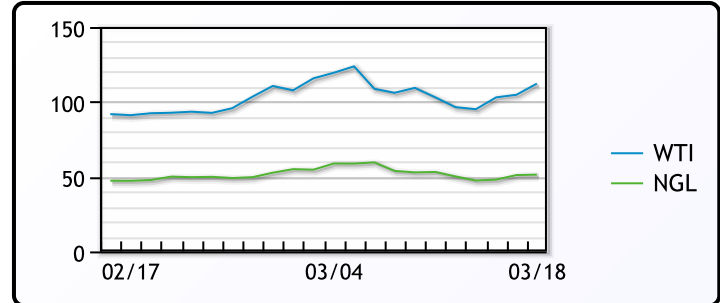
SARNIA

	Last	Week Ago	Month Ago
Propane	159.75	172	155

FRAC SPREAD



WTI vs NGL



FX

	Last	Change
CAD	1.259	-0.0003
DXY	98.559	0.061
Gold	1934.07	-1.84

RATES

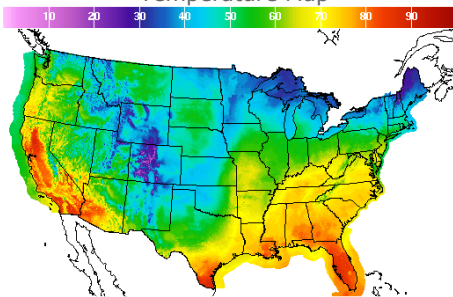
	Last	Change
US 2yr	2.1444	0.0291
US 10yr	2.3059	0.0163
CAN 10yr	2.327	0.135

EQUITIES

	Last	Change
Nasdaq	13838.46	-55.38
TSX	1332.974	12.376
S&P 500	4461.18	-1.94

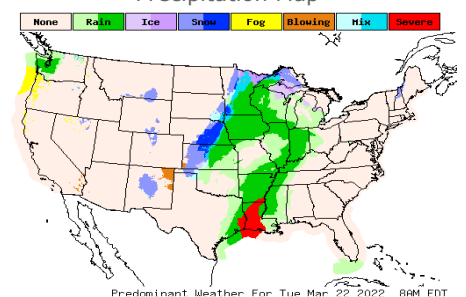
Weather Data

Temperature Map



City	HIGH °F	LOW °F
Calgary	48	28
Conway	44	32
Cushing	61	49
Denver	50	30
Houston	75	63
Mont Belvieu	72	60
Sarnia	49	35
Williston	49	36

Precipitation Map



This report has been prepared by PFL Petroleum Limited personnel for your information only and the views expressed are intended to provide market commentary and are not recommendations. This report is not an offer to sell or a solicitation of any offer to buy any security. The information contained herein has been compiled by PFL from sources believed to be reliable, but no representation or warranty, express or implied, is made by PFL Petroleum Limited, its affiliates or any other person as to its accuracy, completeness or correctness. Copyright 2017 PFL Petroleum Limited. All Rights Reserved