



# MARKET DAILY

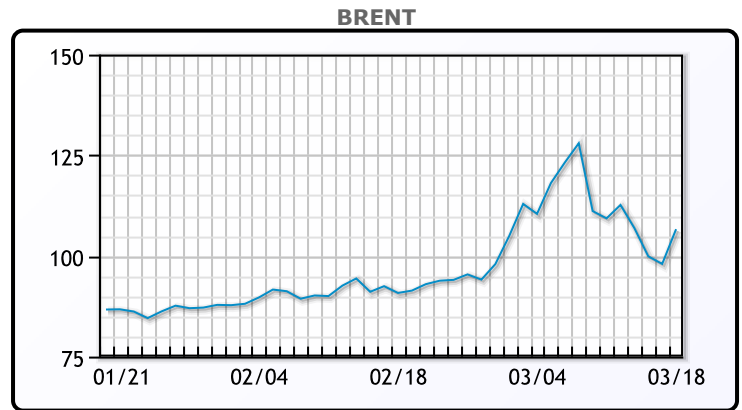
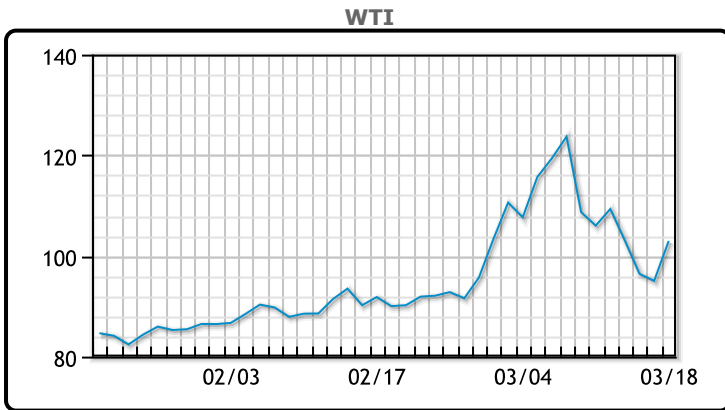
<https://www.pflpetroleum.com>  
 1865 Veterans Park Dr. Suite 303  
 Naples, Florida 34109  
 Phone: 239-390-2885  
 Fax: 239-949-0611  
 Mar 18, 2022 5:55 PM

Major Energy Futures		
	Settle	Change
Brent	107.93	1.29
Gas Oil	1056.5	919.5
Natural Gas	4.99	-0.13
RBOB	321.66	4.1
ULSD	348.74	5.54
WTI	104.70	1.72

**Market Commentary**

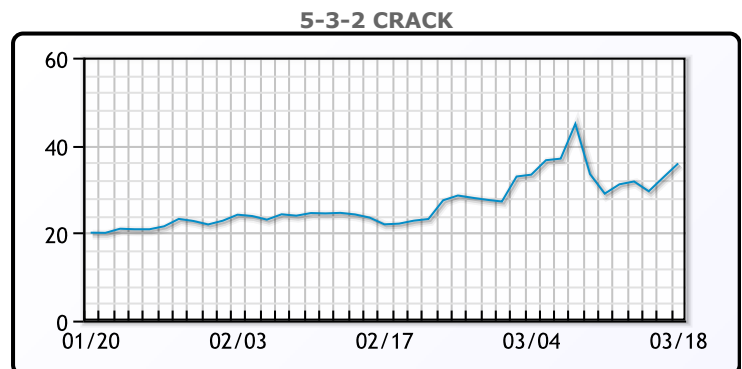
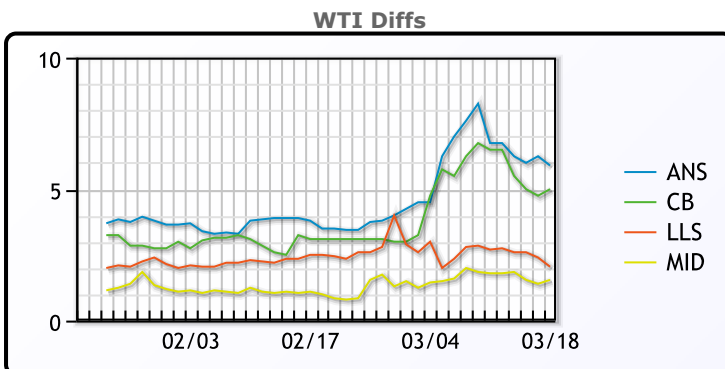
Oil prices are back above \$100 after negotiations between Russia and Ukraine deteriorated. Energy markets are rife with uncertainty, with the IEA suggesting that consumers will have to figure out how to reduce demand as supply shortages loom. WTI gained (1.7%) on Friday. U.S. West Texas Intermediate crude futures settling up \$1.72 per barrel at \$104.70 per barrel adding to the previous session's eight per cent jump. Brent crude futures settled up \$1.29, or 1.2 per cent, to US \$107.93 per barrel, a day after surging nearly nine per cent in the biggest daily percentage gain since mid-2020

## Crude & Product Markets

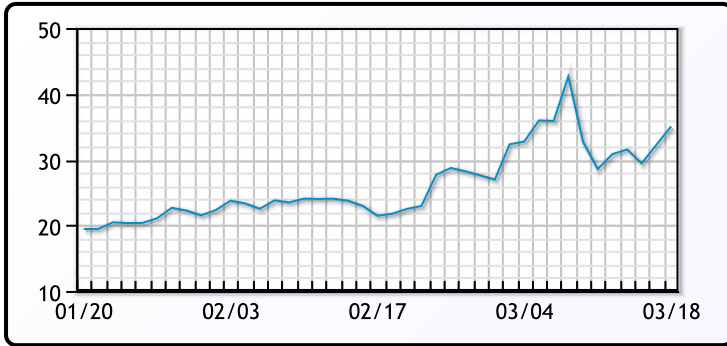


CRUDE			
	Last	Week Ago	Month Ago
ANS	108.88	116.08	94.52
BLS	107.98	115.83	94.17
LLS	105.03	112.08	93.67
Mid	104.53	111.13	91.92
WTI	102.98	109.33	91.07

PRODUCTS			
	Last	Week Ago	Month Ago
Gulf RBOB	316.41	327.21	259.21
Gulf ULSD	347.49	342.01	272.8
NYH RBOB	304.66	315.83	265.96
NYH ULSD	362.24	357.26	277.65
USGC 3%	92.13	99.13	78.38



**3-2-1 Crack**



**Gulf 3-2-1 Crack**



**NGLs**

**MB**

	Last	Week Ago	Month Ago
Butane	159	169	153.88
IsoButane	164.75	174.75	151.13
Natural Gasoline	247	258.25	210
Propane	133.75	140.25	134.63

**CONWAY**

	Last	Week Ago	Month Ago
Butane	157.5	170	150.88
IsoButane	195	197	175.5
Natural Gasoline	241	253	207.75
Propane	131.75	139.5	129.5

**MB NON**

	Last	Week Ago	Month Ago
Butane	164	174	150.88
IsoButane	164.75	174.75	151.13
Natural Gasoline	247	257.5	209
Propane	133.25	139.25	134.38

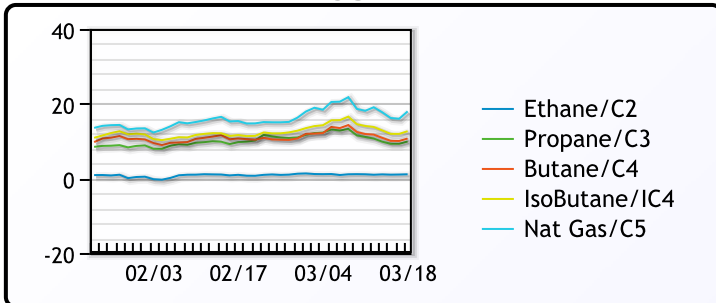
**EDMONTON**

	Last	Week Ago	Month Ago
Propane	106.5	117	110.5

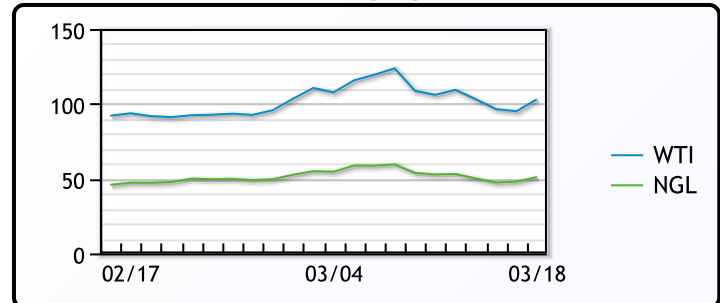
**SARNIA**

	Last	Week Ago	Month Ago
Propane	153.5	172	155

**FRAC SPREAD**



**WTI vs NGL**



**FX**

	Last	Change
CAD	1.2628	-0.0074
DXY	97.97401	-0.385
Gold	1942.89	-5.67

**RATES**

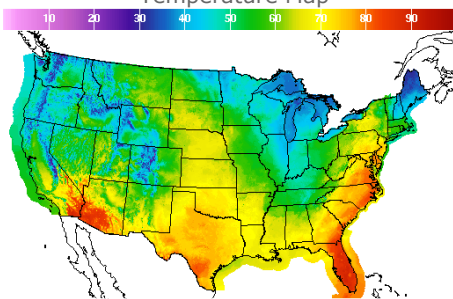
	Last	Change
US 2yr	1.9138	-0.0017
US 10yr	2.1706	-0.0355
CAN 10yr	2.184	0.012

**EQUITIES**

	Last	Change
Nasdaq	13614.78	457.29
TSX	1318.217	19.269
S&P 500	4411.67	105.26

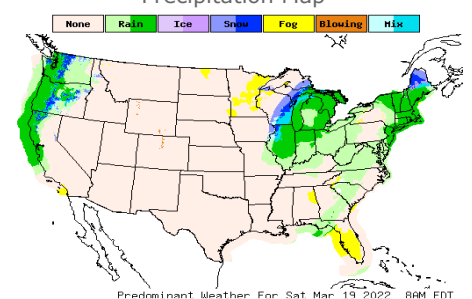
**Weather Data**

**Temperature Map**



City	HIGH °F	LOW °F
Calgary	50	32
Conway	48	26
Cushing	70	40
Denver	59	34
Houston	75	53
Mont Belvieu	73	49
Sarnia	47	37
Williston	59	33

**Precipitation Map**



This report has been prepared by PFL Petroleum Limited personnel for your information only and the views expressed are intended to provide market commentary and are not recommendations. This report is not an offer to sell or a solicitation of any offer to buy any security. The information contained herein has been compiled by PFL from sources believed to be reliable, but no representation or warranty, express or implied, is made by PFL Petroleum Limited, its affiliates or any other person as to its accuracy, completeness or correctness. Copyright 2017 PFL Petroleum Limited. All Rights Reserved