



MARKET DAILY

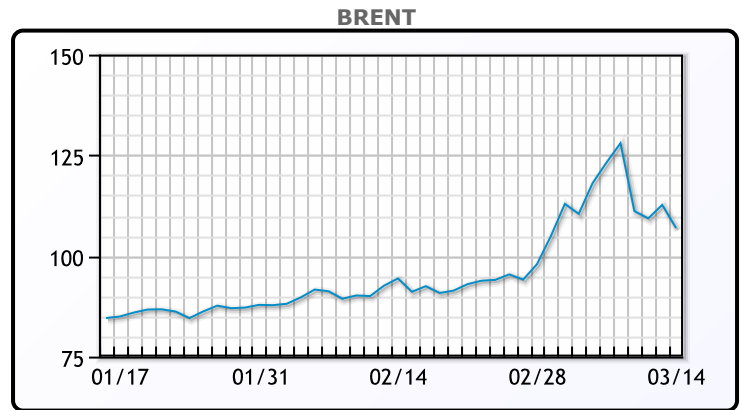
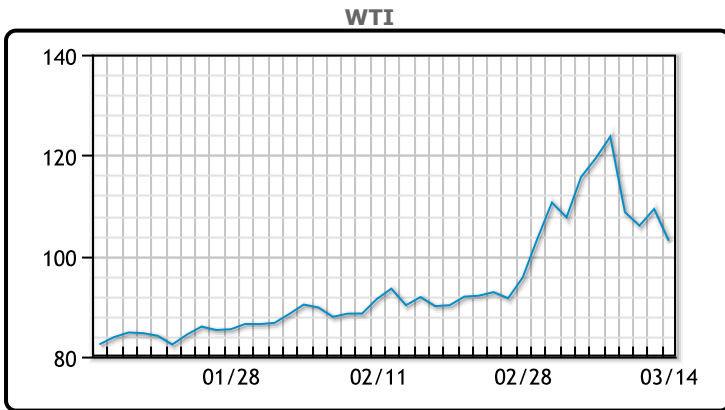
<https://www.pflpetroleum.com>
 1865 Veterans Park Dr. Suite 303
 Naples, Florida 34109
 Phone: 239-390-2885
 Fax: 239-949-0611
 Mar 14, 2022 8:31 PM

Major Energy Futures		
	Settle	Change
Brent	106.9	0
Gas Oil	964	-48
Natural Gas	4.658	-0.067
RBOB	316.89	-14.32
ULSD	327.63	-14.13
WTI	103.01	0

Market Commentary

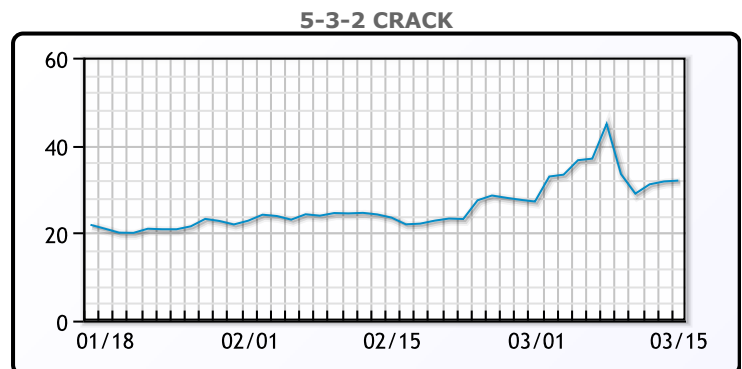
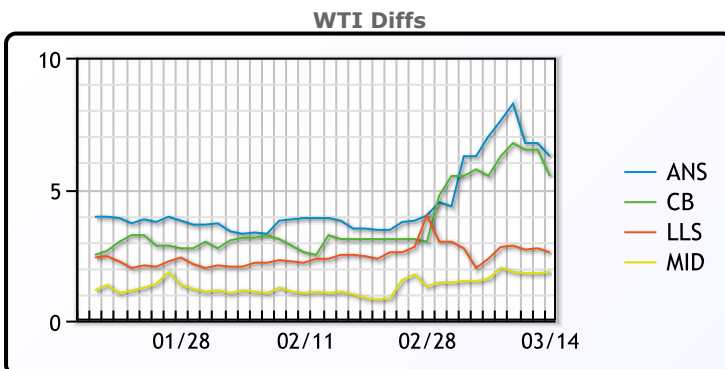
Oil prices sank today, falling to two week lows as hopes of a peaceful resolution for the Ukraine conflict weighed on prices. Volatility has also come back to the market and is at the highest level since 2020. "Oil prices are reflecting a bearish sentiment drawn from expectations of positive developments in the latest round of Russia-Ukraine negotiations," said Kaushal Ramesh, analyst at Rystad Energy. The European Union has announced its fourth package of sanctions on Russia and they largely avoided Russia's energy complex, another bearish development for oil traders. Indian officials said New Delhi was considering a Russian offer to buy crude and other commodities at discounted prices via a rupee-rouble transaction. WTI traded down \$6.32 or -5.8% to close at \$103.01. Brent traded down \$5.77 or -5.1% to close at \$106.90.

Crude & Product Markets

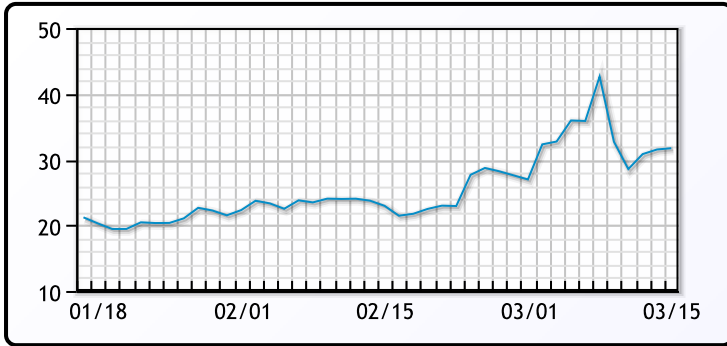


CRUDE			
	Last	Week Ago	Month Ago
ANS	109.26	126.4	99.26
BLS	108.51	124.9	98.56
LLS	105.61	121.75	97.96
Mid	104.86	121	96.56
WTI	103.01	119.4	95.46

PRODUCTS			
	Last	Week Ago	Month Ago
Gulf RBOB	313.76	335.46	270.44
Gulf ULSD	326.38	396.15	294.18
NYH RBOB	301.89	342.21	277.04
NYH ULSD	342.63	406.15	301.93
USGC 3%	92.13	102.13	83.38



3-2-1 Crack



Gulf 3-2-1 Crack



NGLs

MB

	Last	Week Ago	Month Ago
Butane	158.5	189	160.5
IsoButane	164.5	194	152.38
Natural Gasoline	242	276.75	223
Propane	131.25	161.75	126.5

CONWAY

	Last	Week Ago	Month Ago
Butane	158.5	191	152.25
IsoButane	190	212	185
Natural Gasoline	234	272	218
Propane	129	160	122.75

MB NON

	Last	Week Ago	Month Ago
Butane	163.5	193.25	152.5
IsoButane	164.5	194	152.38
Natural Gasoline	241	276	220.5
Propane	130.25	160.75	126.25

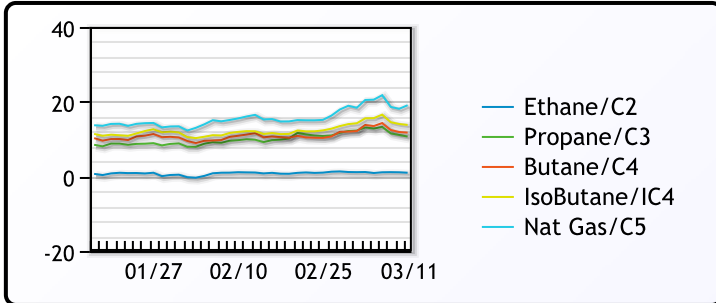
EDMONTON

	Last	Week Ago	Month Ago
Propane	107	137	102.75

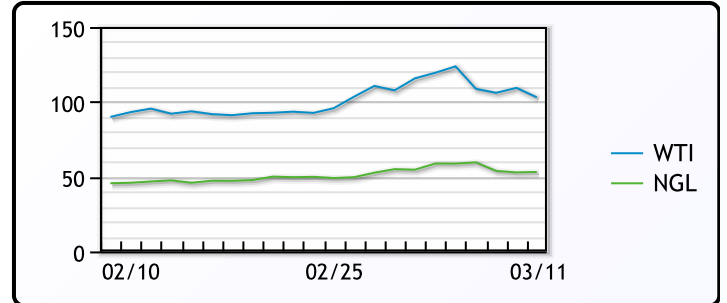
SARNIA

	Last	Week Ago	Month Ago
Propane	172	189	155

FRAC SPREAD



WTI vs NGL



FX

	Last	Change
CAD	1.2814	-0.001
DXY	99.038	0.03899
Gold	1950.13	-0.75

RATES

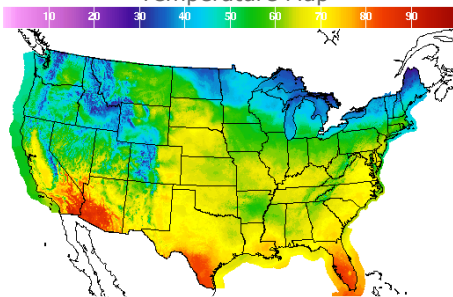
	Last	Change
US 2yr	1.8568	-0.0041
US 10yr	2.1294	-0.0036
CAN 10yr	2.158	0.165

EQUITIES

	Last	Change
Nasdaq	12581.22	-262.59
TSX	1286.293	-13.305
S&P 500	4173.11	-31.2

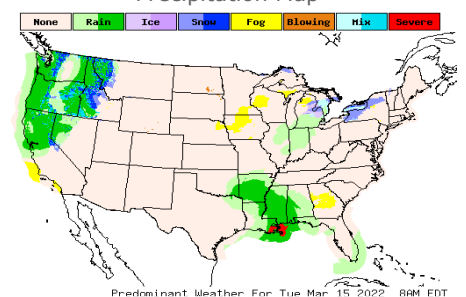
Weather Data

Temperature Map



City	HIGH °F	LOW °F
Calgary	50	26
Conway	28	2
Cushing	60	47
Denver	53	34
Houston	74	57
Mont Belvieu	70	55
Sarnia	45	25
Williston	49	27

Precipitation Map



This report has been prepared by PFL Petroleum Limited personnel for your information only and the views expressed are intended to provide market commentary and are not recommendations. This report is not an offer to sell or a solicitation of any offer to buy any security. The information contained herein has been compiled by PFL from sources believed to be reliable, but no representation or warranty, express or implied, is made by PFL Petroleum Limited, its affiliates or any other person as to its accuracy, completeness or correctness. Copyright 2017 PFL Petroleum Limited. All Rights Reserved