



MARKET DAILY

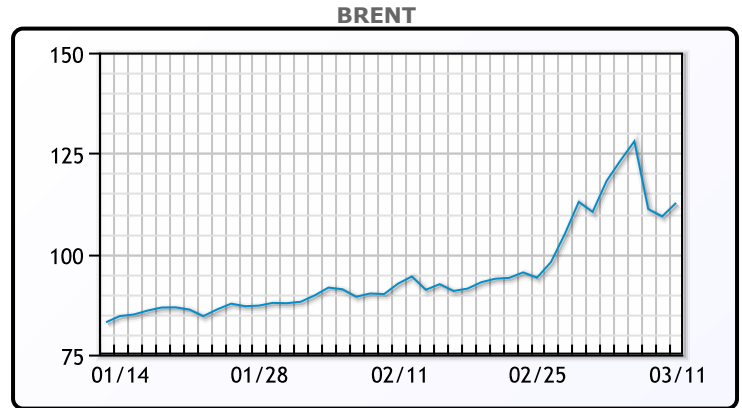
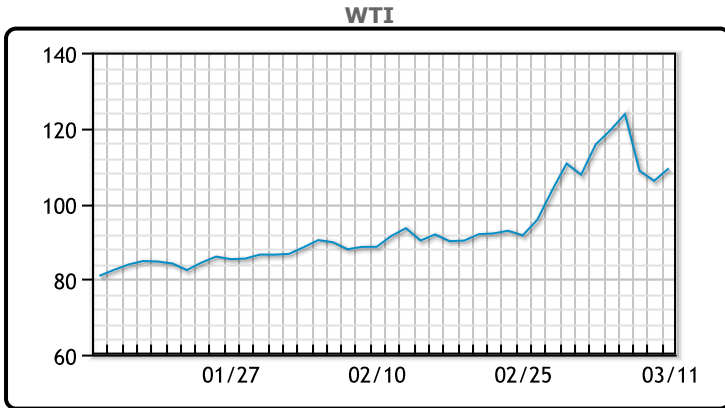
<https://www.pflpetroleum.com>
 1865 Veterans Park Dr. Suite 303
 Naples, Florida 34109
 Phone: 239-390-2885
 Fax: 239-949-0611
 Mar 11, 2022 7:18 PM

Major Energy Futures		
	Settle	Change
Brent	112.67	3.34
Gas Oil	1012	-174.25
Natural Gas	4.725	0.105
RBOB	331.21	-13.71
ULSD	341.76	-16.81
WTI	109.33	3.31

Market Commentary

Oil prices rose today, but posted the biggest week over week decline since November after previously hitting the highest prices since 2008. The US is making moves today to revoke Russias "most favored nation" status, announcing a ban on their seafood, alcohol, and diamonds. They also left the door open for future tariffs. "Iran talks on hold is one factor supporting markets," said UBS analyst Giovanni Staunovo, adding that "market participants will now closely track Russian export data to get a sense how much supply is disrupted." WTI traded up \$3.31 or 3.1% to close at \$109.33. Brent traded up \$3.34 or 3.1% to close at \$112.67

Crude & Product Markets

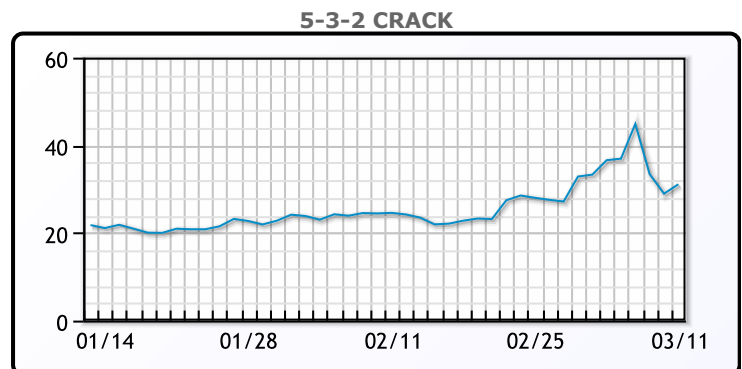
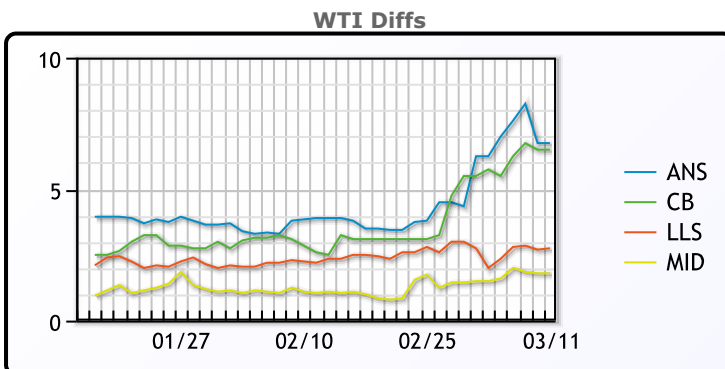


CRUDE

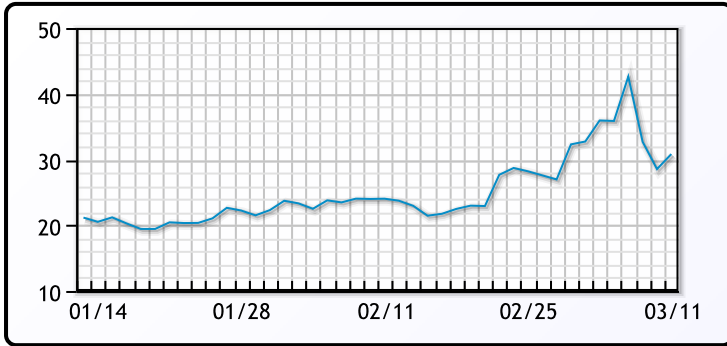
	Last	Week Ago	Month Ago
ANS	116.08	121.93	97
BLS	115.83	121.43	96.35
LLS	112.08	117.68	95.45
Mid	111.13	117.18	94.15
WTI	109.33	115.68	93.1

PRODUCTS

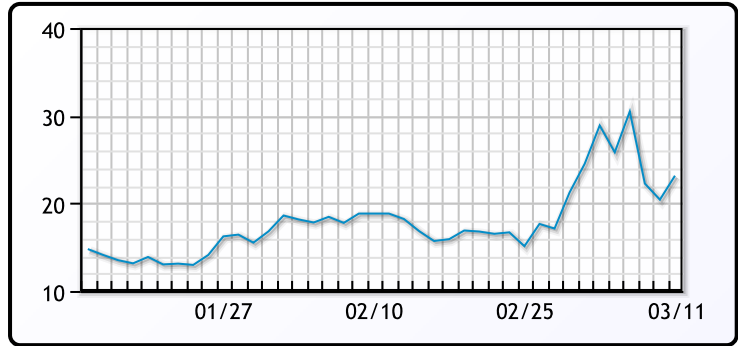
	Last	Week Ago	Month Ago
Gulf RBOB	327.21	337.4	265.74
Gulf ULSD	342.01	382.63	289.09
NYH RBOB	315.83	339.65	273.11
NYH ULSD	357.26	391.63	297.34
USGC 3%	99.13	97.38	83.38



3-2-1 Crack



Gulf 3-2-1 Crack



NGLs

MB

	Last	Week Ago	Month Ago
Butane	169	190.25	155.25
IsoButane	174.75	191.75	151.5
Natural Gasoline	258.25	274	217
Propane	140.25	162.75	126.5

CONWAY

	Last	Week Ago	Month Ago
Butane	170	186	151
IsoButane	197	204	180
Natural Gasoline	253	263	214
Propane	139.5	157	122.5

MB NON

	Last	Week Ago	Month Ago
Butane	174	190.63	151.25
IsoButane	174.75	191.75	151.5
Natural Gasoline	257.5	267	215
Propane	139.25	162	126.25

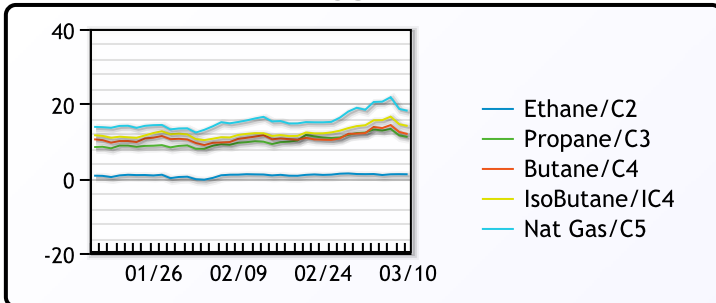
EDMONTON

	Last	Week Ago	Month Ago
Propane	117	140	103.5

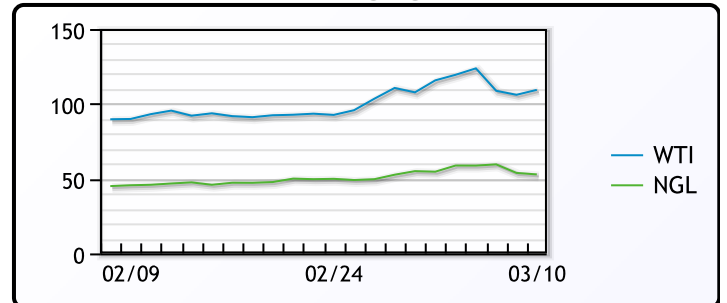
SARNIA

	Last	Week Ago	Month Ago
Propane	172	189	155

FRAC SPREAD



WTI vs NGL



FX

	Last	Change
CAD	1.2744	-0.0025
DXY	99.12401	0.61701
Gold	1988.46	-8.52

RATES

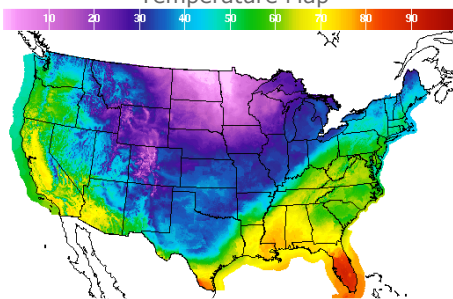
	Last	Change
US 2yr	1.748	0.0517
US 10yr	1.9917	0.0053
CAN 10yr	1.993	0.057

EQUITIES

	Last	Change
Nasdaq	12843.81	-286.15
TSX	1299.598	-6.216
S&P 500	4204.31	-55.21

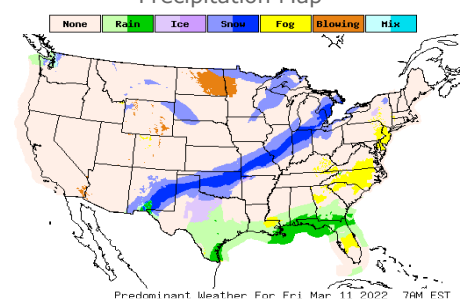
Weather Data

Temperature Map



City	HIGH °F	LOW °F
Calgary	31	4
Conway	3	-11
Cushing	36	24
Denver	34	13
Houston	68	40
Mont Belvieu	68	39
Sarnia	30	23
Williston	15	-4

Precipitation Map



This report has been prepared by PFL Petroleum Limited personnel for your information only and the views expressed are intended to provide market commentary and are not recommendations. This report is not an offer to sell or a solicitation of any offer to buy any security. The information contained herein has been compiled by PFL from sources believed to be reliable, but no representation or warranty, express or implied, is made by PFL Petroleum Limited, its affiliates or any other person as to its accuracy, completeness or correctness. Copyright 2017 PFL Petroleum Limited. All Rights Reserved