



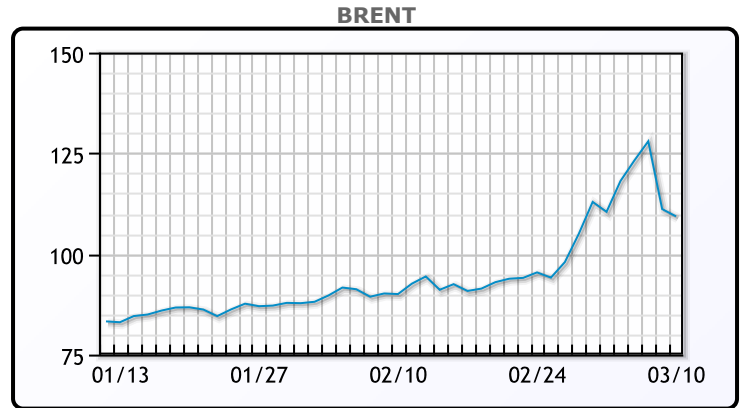
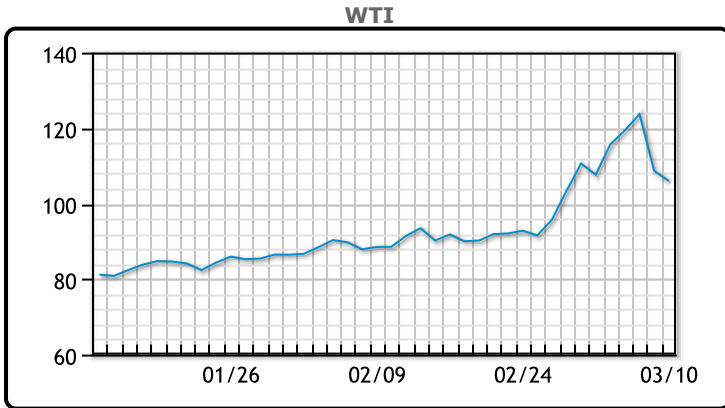
MARKET DAILY

<https://www.pflpetroleum.com>
 1865 Veterans Park Dr. Suite 303
 Naples, Florida 34109
 Phone: 239-390-2885
 Fax: 239-949-0611
 Mar 10, 2022 5:44 PM

Major Energy Futures		
	Settle	Change
Brent	109.33	-1.91
Gas Oil	1004.5	-149
Natural Gas	4.631	-0.001
RBOB	315.67	-38.88
ULSD	329.62	-97.3
WTI	106.02	-2.68

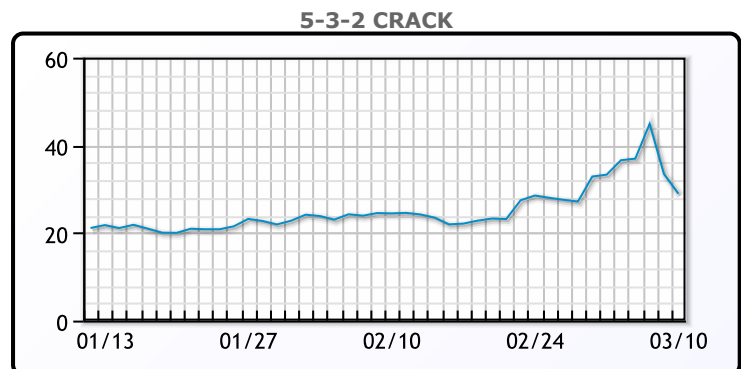
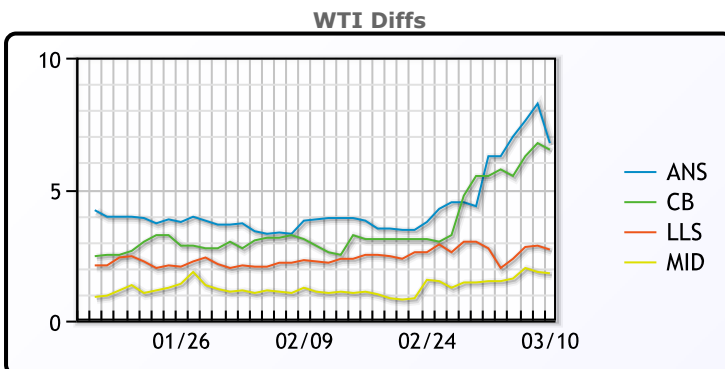
Market Commentary
 Oil prices settled down again today, despite OPEC+ reiterating they will not increase output further than expected. While the UAE and Saudi Arabia have spare capacity, other producers are still struggling to meet their targets. Today was a volatile session after yesterday's big dive as traders said some supply disruption concerns were overdone. "I think some of the 'war angst' is coming out of the market," said John Kilduff, partner at Again Capital in New York. "We rejected \$130 twice this week. People are beginning to ask if there really is too much of a supply problem. There's still plenty of Russian supply," he said. The US is also making moves to ease sanctions on Venezuelan oil. WTI traded down \$2.68 or -2.47% to close at \$106.02. Brent traded down \$1.91 or -1.72% to close at \$109.23.

Crude & Product Markets

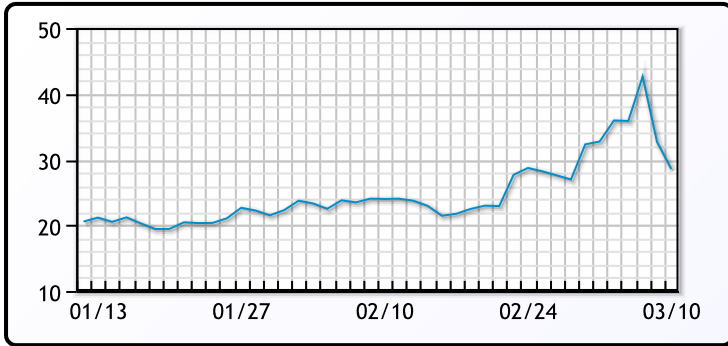


CRUDE			
	Last	Week Ago	Month Ago
ANS	112.77	113.92	93.78
BLS	112.52	113.17	92.38
LLS	108.72	110.42	92.23
Mid	107.82	109.17	90.98
WTI	106.02	107.67	89.88

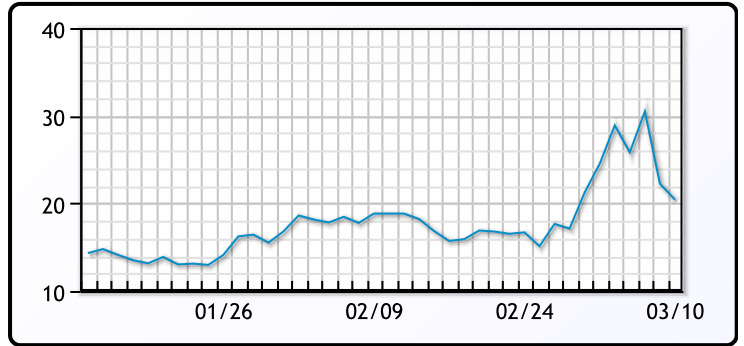
PRODUCTS			
	Last	Week Ago	Month Ago
Gulf RBOB	311.42	310.81	259.67
Gulf ULSD	329.49	357.09	279.97
NYH RBOB	300.05	313.69	265.67
NYH ULSD	343.87	364.84	289.22
USGC 3%	97.13	92.38	81.38



3-2-1 Crack



Gulf 3-2-1 Crack



NGLs

MB

	Last	Week Ago	Month Ago
Butane	169.25	171.75	151.75
IsoButane	176	177.75	149.5
Natural Gasoline	246.5	249.5	211
Propane	143	153.75	124

CONWAY

	Last	Week Ago	Month Ago
Butane	170	172.5	149.25
IsoButane	200	199	178
Natural Gasoline	242	244.5	209
Propane	140.25	146.63	121

MB NON

	Last	Week Ago	Month Ago
Butane	175.25	176.75	149.25
IsoButane	176	177.75	149.5
Natural Gasoline	245.75	248.75	209
Propane	142	153	123.75

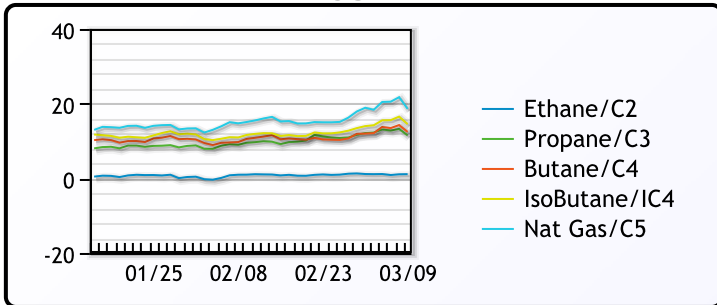
EDMONTON

	Last	Week Ago	Month Ago
Propane	118.25	124.13	101

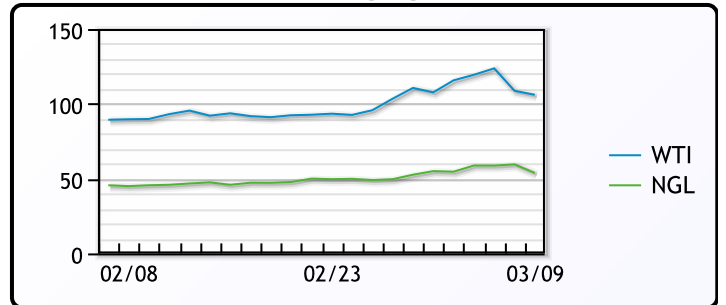
SARNIA

	Last	Week Ago	Month Ago
Propane	172	180.25	153.75

FRAC SPREAD



WTI vs NGL



FX

	Last	Change
CAD	1.277	0.0001
DXY	98.517	0.549
Gold	1997.15	0.17

RATES

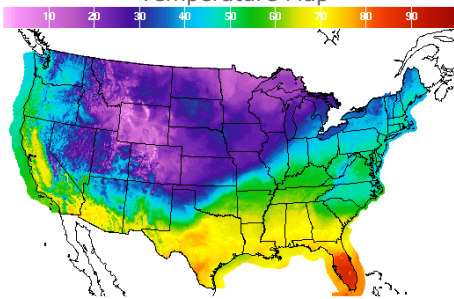
	Last	Change
US 2yr	1.6963	0.0165
US 10yr	1.9864	0.0333
CAN 10yr	1.936	0.034

EQUITIES

	Last	Change
Nasdaq	13129.96	-125.59
TSX	1305.81	4.474
S&P 500	4259.52	-18.36

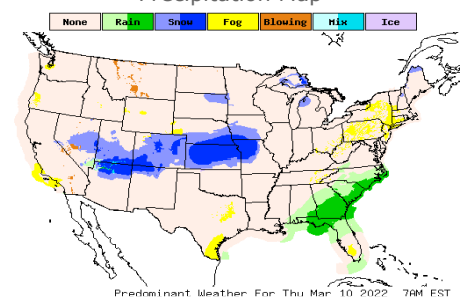
Weather Data

Temperature Map



City	HIGH °F	LOW °F
Calgary	21	11
Conway	19	-9
Cushing	49	32
Denver	21	7
Houston	71	46
Mont Belvieu	65	42
Sarnia	34	26
Williston	22	0

Precipitation Map



This report has been prepared by PFL Petroleum Limited personnel for your information only and the views expressed are intended to provide market commentary and are not recommendations. This report is not an offer to sell or a solicitation of any offer to buy any security. The information contained herein has been compiled by PFL from sources believed to be reliable, but no representation or warranty, express or implied, is made by PFL Petroleum Limited, its affiliates or any other person as to its accuracy, completeness or correctness. Copyright 2017 PFL Petroleum Limited. All Rights Reserved