



# MARKET DAILY

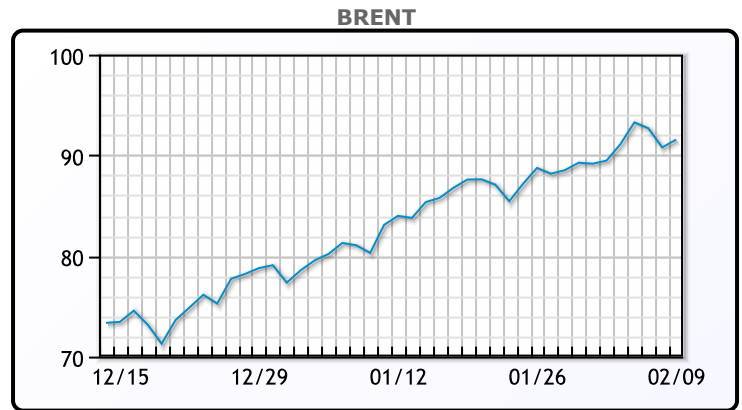
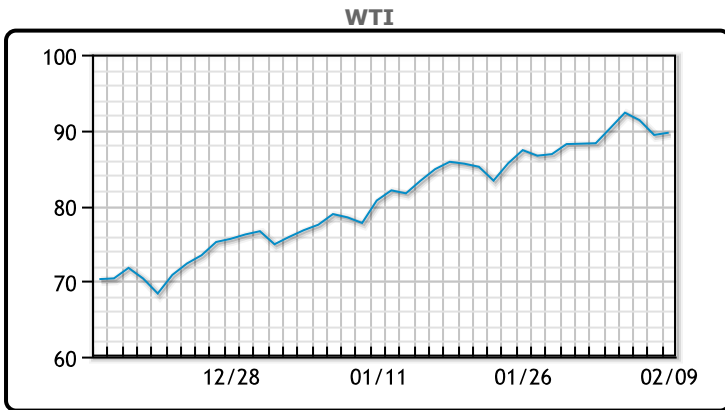
<https://www.pflpetroleum.com>  
 1865 Veterans Park Dr. Suite 303  
 Naples, Florida 34109  
 Phone: 239-390-2885  
 Fax: 239-949-0611  
 Feb 9, 2022 6:42 PM

Major Energy Futures		
	Settle	Change
Brent	91.55	0.77
Gas Oil	829.75	-40
Natural Gas	4.009	-0.239
RBOB	265.34	2.83
ULSD	282.49	3.23
WTI	89.66	0.3

**Market Commentary**

Oil prices came back today, fueled by inventory draws across the board. Crude stocks fell by 4.8MM/bbls, vs a forecasted build of 369K/bbls. Gasoline inventories fell by 1.6MM/bbls, vs a forecasted build of 1.62MM/bbls. Distillate inventories fell by 900K/bbls, vs a forecasted drop of 1.74MM/bbls. Product supplied hit a record of 21.9MM/bpd over the past four weeks. "The data was decidedly bullish hands down - everything was bullish, with inventories at their lowest level in years," said Phil Flynn, analyst at Price Futures Group. The Biden admin is again promising lower prices, citing efforts to work with large producers to increase output or release additional strategic reserves. WTI traded up \$.30 or .34% to close at \$89.66. Brent traded up \$.77 or .85% to close at \$91.55.

## Crude & Product Markets

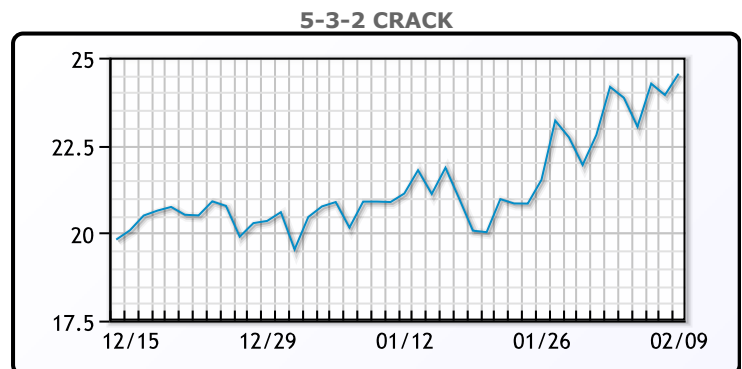
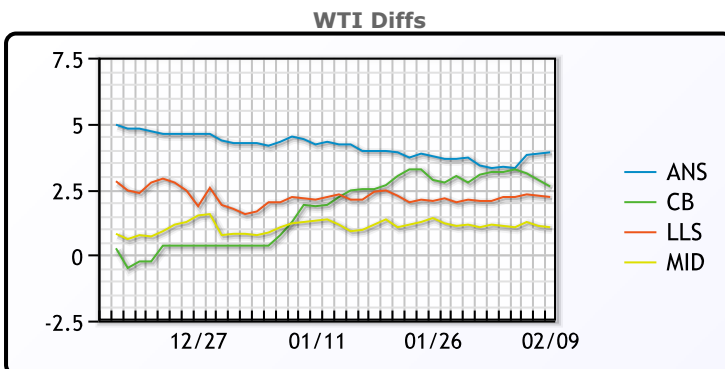


**CRUDE**

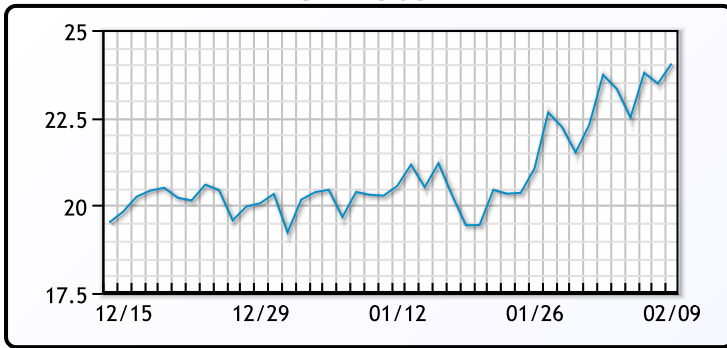
	Last	Week Ago	Month Ago
ANS	93.56	91.56	83.1
BLS	92.26	91.41	80.75
LLS	91.86	90.31	81
Mid	90.71	89.41	80.2
WTI	89.66	88.26	78.9

**PRODUCTS**

	Last	Week Ago	Month Ago
Gulf RBOB	259.21	255.57	225.24
Gulf ULSD	279.24	273.44	242.83
NYH RBOB	265.59	261.82	230.51
NYH ULSD	288.49	282.51	249.31
USGC 3%	81.13	79.88	70.88



**3-2-1 Crack**



**Gulf 3-2-1 Crack**



**NGLs**

**MB**

	Last	Week Ago	Month Ago
Butane	148	160.75	155
IsoButane	147	160.75	155
Natural Gasoline	207.88	204.5	189
Propane	123.5	132.25	111.125

**CONWAY**

	Last	Week Ago	Month Ago
Butane	147	162	158
IsoButane	176	187	179
Natural Gasoline	207	204	180.5
Propane	121	132.5	110.25

**MB NON**

	Last	Week Ago	Month Ago
Butane	147	160.75	152
IsoButane	147	160.75	155
Natural Gasoline	207.25	204	188.75
Propane	123.5	131.75	111

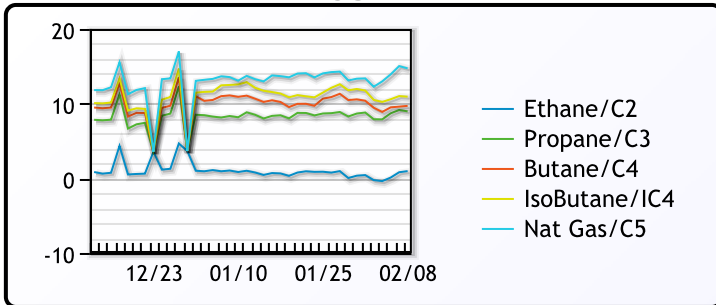
**EDMONTON**

	Last	Week Ago	Month Ago
Propane	101.25	112.75	94.75

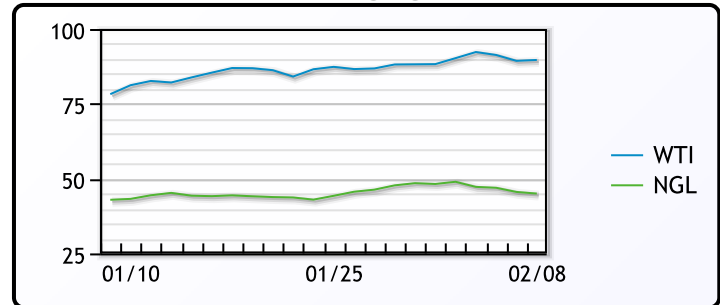
**SARNIA**

	Last	Week Ago	Month Ago
Propane	158.5	159.25	137.75

**FRAC SPREAD**



**WTI vs NGL**



**FX**

	Last	Change
CAD	1.267	0
DXY	95.494	-0.14901
Gold	1832.83	-0.53

**RATES**

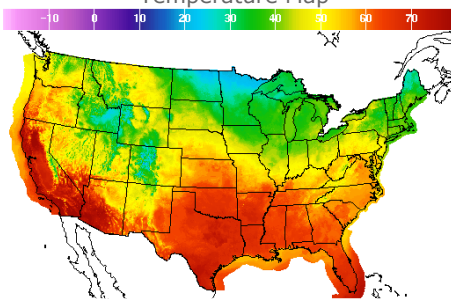
	Last	Change
US 2yr	1.3644	0.023
US 10yr	1.9415	-0.0217
CAN 10yr	1.846	-0.011

**EQUITIES**

	Last	Change
Nasdaq	14490.37	295.91
TSX	1311.032	11.479
S&P 500	4587.18	65.64

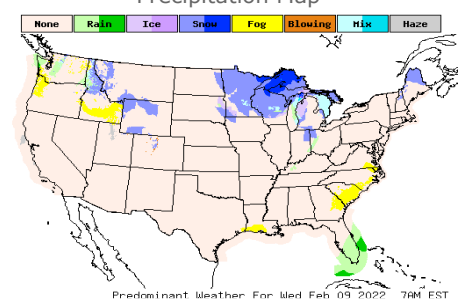
**Weather Data**

**Temperature Map**



City	HIGH °F	LOW °F
Calgary	54	28
Conway	28	-1
Cushing	64	40
Denver	44	32
Houston	68	46
Mont Belvieu	65	44
Sarnia	38	23
Williston	35	24

**Precipitation Map**



This report has been prepared by PFL Petroleum Limited personnel for your information only and the views expressed are intended to provide market commentary and are not recommendations. This report is not an offer to sell or a solicitation of any offer to buy any security. The information contained herein has been compiled by PFL from sources believed to be reliable, but no representation or warranty, express or implied, is made by PFL Petroleum Limited, its affiliates or any other person as to its accuracy, completeness or correctness. Copyright 2017 PFL Petroleum Limited. All Rights Reserved