



MARKET DAILY

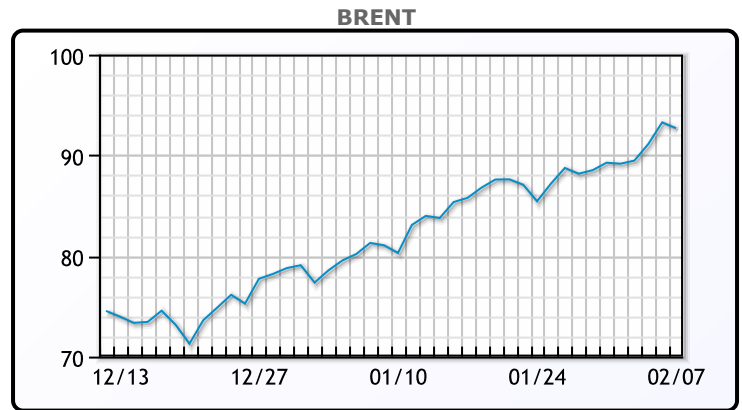
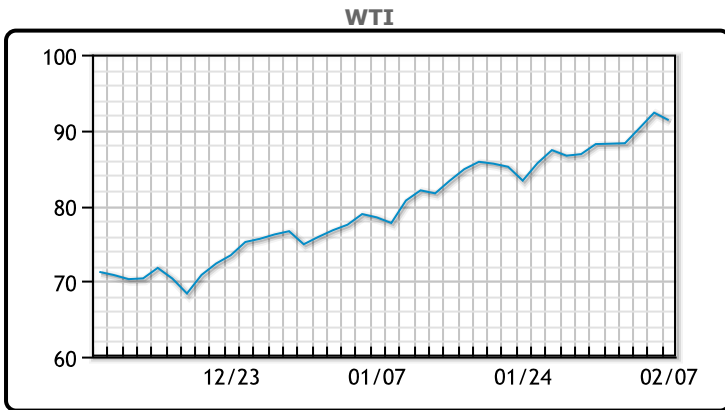
<https://www.pflpetroleum.com>
 1865 Veterans Park Dr. Suite 303
 Naples, Florida 34109
 Phone: 239-390-2885
 Fax: 239-949-0611
 Feb 7, 2022 5:46 PM

Major Energy Futures		
	Settle	Change
Brent	92.69	-0.32
Gas Oil	852.5	32.75
Natural Gas	4.232	-0.316
RBOB	268.53	3.58
ULSD	285.54	3.56
WTI	91.32	-0.99

Market Commentary

Oil prices were lower today, as sources indicated some small progress may have been made in Iran talks. The US restored some sanctions waivers to Iran on Friday. While very limited, the markets did view this as a sign of progress. "Besides the feel-good vibe coming from the negotiations, the Biden administration is feeling pressure to lower inflation, and the fastest way to do that would be to lower energy prices," said Bob Yawger, director of energy futures at Mizuho. The RSI is showing crude markets are technically overbought. WTI traded down \$.99 or -1.07% to close at \$91.32. Brent traded down \$.32 or -.34% to close at \$92.95.

Crude & Product Markets

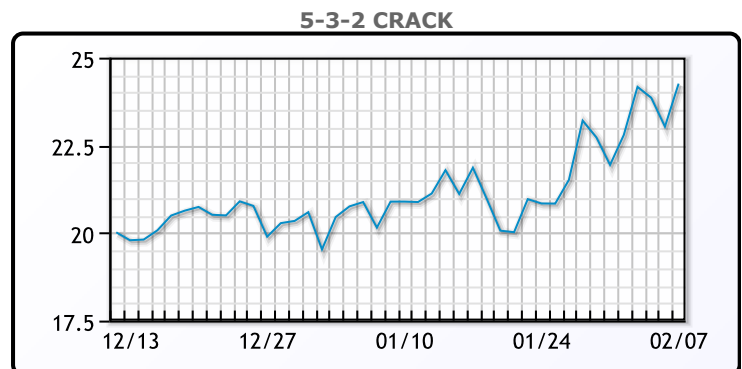
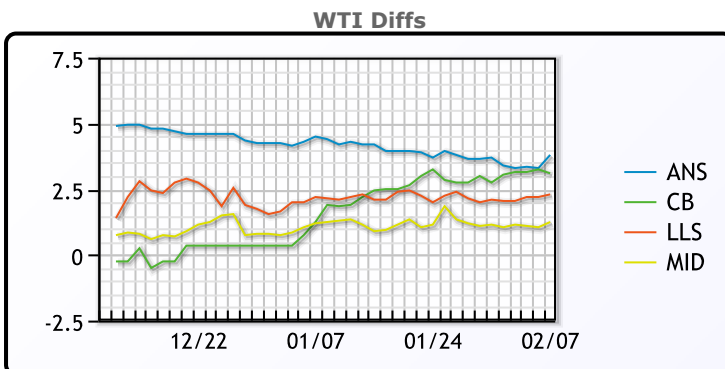


CRUDE

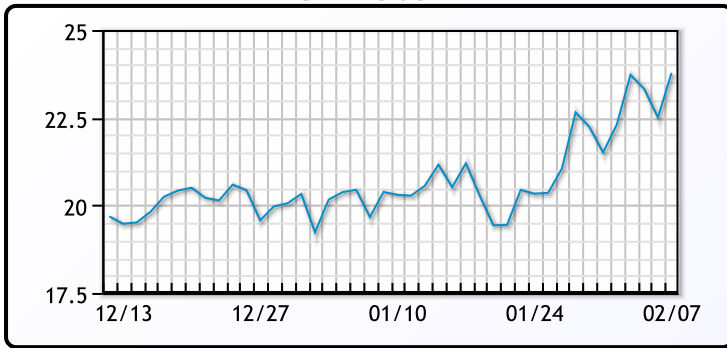
	Last	Week Ago	Month Ago
ANS	95.12	91.85	83.1
BLS	94.42	90.9	80.75
LLS	93.62	90.25	81
Mid	92.57	89.3	80.2
WTI	91.32	88.15	78.9

PRODUCTS

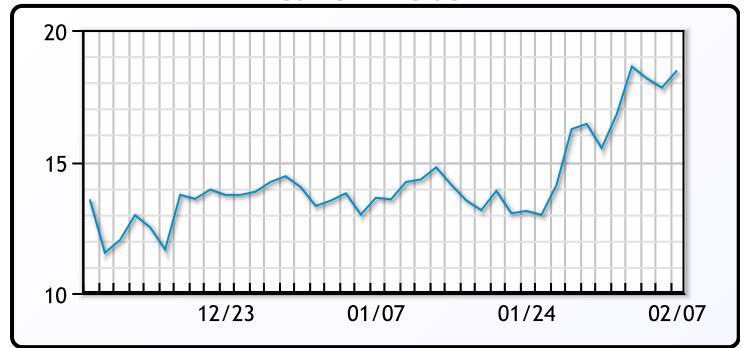
	Last	Week Ago	Month Ago
Gulf RBOB	263.4	249.94	225.24
Gulf ULSD	283.79	267.52	242.83
NYH RBOB	270.03	256.19	230.51
NYH ULSD	292.79	276.57	249.31
USGC 3%	82.63	80.63	70.88



3-2-1 Crack



Gulf 3-2-1 Crack



NGLs

MB

	Last	Week Ago	Month Ago
Butane	143.75	166	153.63
IsoButane	145.5	165.75	154.5
Natural Gasoline	211	205.5	189
Propane	123.5	130	111.13

CONWAY

	Last	Week Ago	Month Ago
Butane	144	164.75	158.13
IsoButane	180	190	179
Natural Gasoline	210	200.5	183
Propane	123	130.5	110.75

MB NON

	Last	Week Ago	Month Ago
Butane	142.5	165.5	151.5
IsoButane	145.5	165.75	154.5
Natural Gasoline	210	204.5	188.75
Propane	123.25	129.88	111

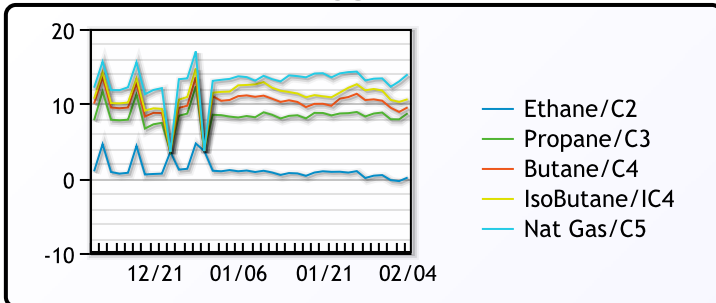
EDMONTON

	Last	Week Ago	Month Ago
Propane	101	111.25	94.75

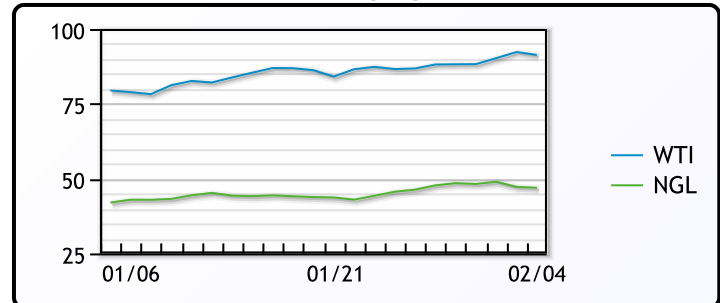
SARNIA

	Last	Week Ago	Month Ago
Propane	158.5	159.25	137.75

FRAC SPREAD



WTI vs NGL



FX

	Last	Change
CAD	1.2669	0.0002
DXY	95.418	-0.06701
Gold	1820.45	-0.02

RATES

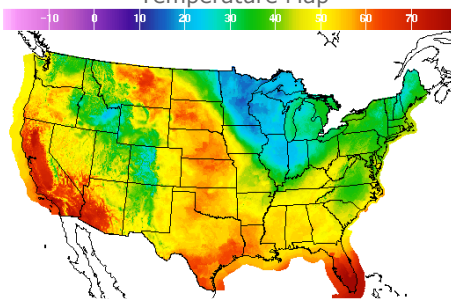
	Last	Change
US 2yr	1.2903	-0.0196
US 10yr	1.9159	0.0074
CAN 10yr	1.838	-0.017

EQUITIES

	Last	Change
Nasdaq	14015.67	-82.34
TSX	1291.31	-2.754
S&P 500	4483.87	-16.66

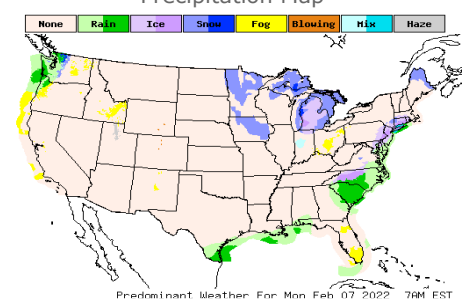
Weather Data

Temperature Map



City	HIGH °F	LOW °F
Calgary	48	26
Conway	23	2
Cushing	56	29
Denver	49	26
Houston	61	47
Mont Belvieu	61	42
Sarnia	31	16
Williston	49	24

Precipitation Map



This report has been prepared by PFL Petroleum Limited personnel for your information only and the views expressed are intended to provide market commentary and are not recommendations. This report is not an offer to sell or a solicitation of any offer to buy any security. The information contained herein has been compiled by PFL from sources believed to be reliable, but no representation or warranty, express or implied, is made by PFL Petroleum Limited, its affiliates or any other person as to its accuracy, completeness or correctness. Copyright 2017 PFL Petroleum Limited. All Rights Reserved