



# MARKET DAILY

<https://www.pflpetroleum.com>  
 1865 Veterans Park Dr. Suite 303  
 Naples, Florida 34109  
 Phone: 239-390-2885  
 Fax: 239-949-0611  
 Feb 28, 2022 6:47 PM

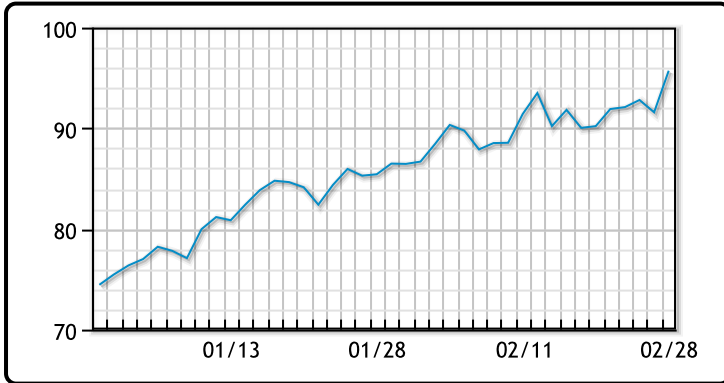
Major Energy Futures		
	Settle	Change
Brent	97.97	4.05
Gas Oil	881.25	-54.75
Natural Gas	4.402	-0.068
RBOB	293.25	5.84
ULSD	293.13	12.55
WTI	95.72	4.13

## Market Commentary

Oil prices rallied today, as new sanctions on Russia are causing markets to worry of severe disruptions to oil exports. Russia being cut off from the SWIFT banking system could affect all of its exports from oil to grains. "Russia could retaliate to these harsh measures by reducing or even completely suspending energy shipments to Europe," said Commerzbank analyst Carsten Fritsch. Goldman raised its one month Brent target from \$95 to \$115. Russia and Ukraine have begun talks, and any progress in these talks could be a boon for stocks and bad for oil prices. The US is coordinating with other oil consuming countries to consider releasing up to 70MM/bbls of oil from their emergency stockpiles. WTI traded up \$4.13 or 4.51% to close at \$95.72. Brent traded up \$4.05 or 4.3% to close at \$98.17.

## Crude & Product Markets

WTI



BRENT



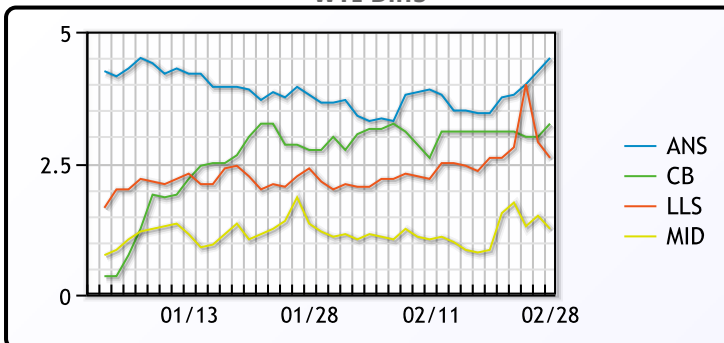
CRUDE

	Last	Week Ago	Month Ago
ANS	100.22	94.52	90.47
BLS	98.97	94.17	89.82
LLS	98.32	93.67	88.82
Mid	96.97	91.92	87.92
WTI	95.72	91.07	86.82

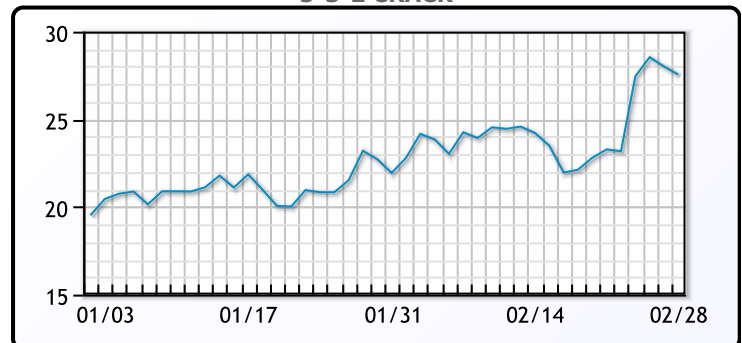
PRODUCTS

	Last	Week Ago	Month Ago
Gulf RBOB	272.75	259.21	248.16
Gulf ULSD	292.76	272.8	268.07
NYH RBOB	276.75	265.96	254.23
NYH ULSD	298.26	277.65	278.3
USGC 3%	83.88	78.38	80.13

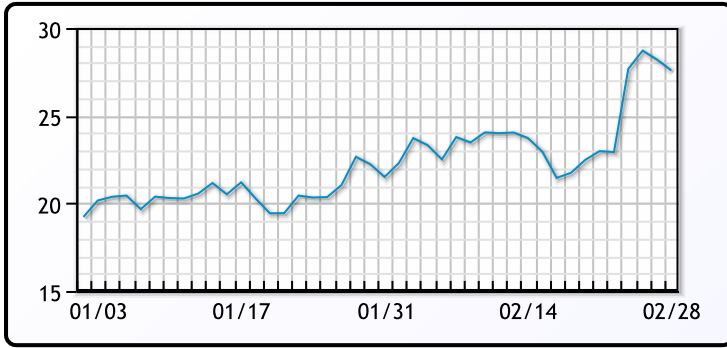
WTI Diffs



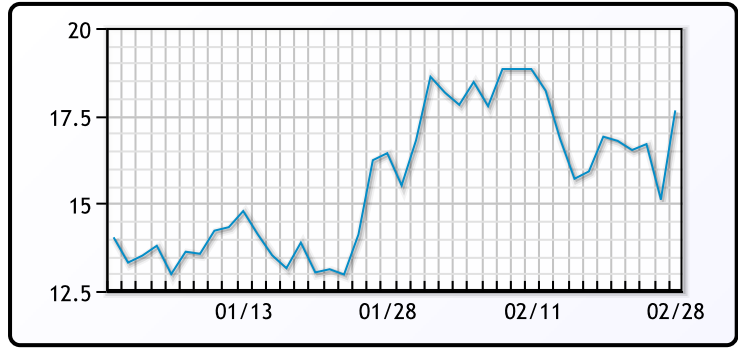
5-3-2 CRACK



**3-2-1 Crack**



**Gulf 3-2-1 Crack**



**NGLs**

**MB**

	Last	Week Ago	Month Ago
Butane	158.5	155.5	166.25
IsoButane	160.5	150.5	163.5
Natural Gasoline	223.25	210	203.88
Propane	140.25	134.25	127.5

**CONWAY**

	Last	Week Ago	Month Ago
Butane	160.5	150	162
IsoButane	188	175	195
Natural Gasoline	217	209	203
Propane	137	131	127

**MB NON**

	Last	Week Ago	Month Ago
Butane	160.5	150.5	163.5
IsoButane	160.5	150.5	163.5
Natural Gasoline	220.5	209.5	202.75
Propane	136	134.38	127.13

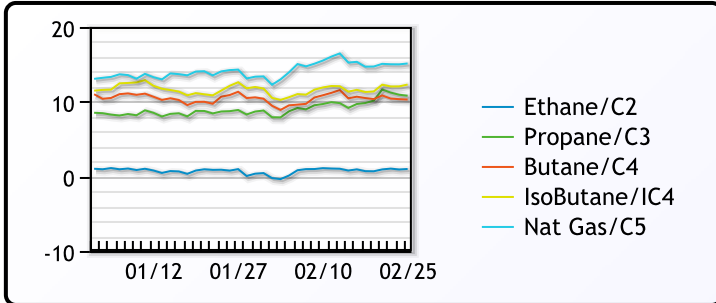
**EDMONTON**

	Last	Week Ago	Month Ago
Propane	117.25	110.5	108.75

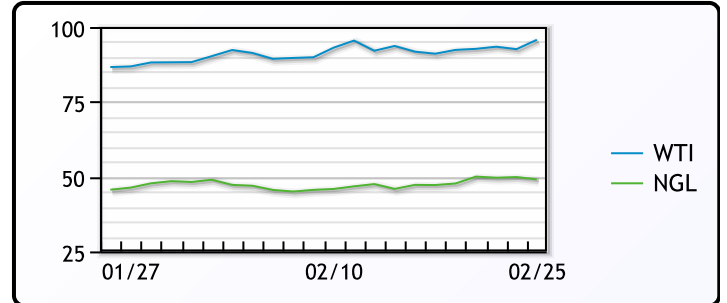
**SARNIA**

	Last	Week Ago	Month Ago
Propane	168	155	148.75

**FRAC SPREAD**



**WTI vs NGL**



**FX**

	Last	Change
CAD	1.267	-0.0005
DXY	96.70701	0.092
Gold	1906.9	-2.09

**RATES**

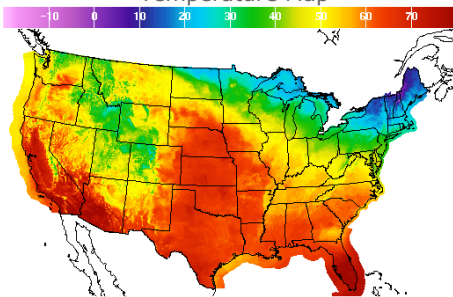
	Last	Change
US 2yr	1.4323	-0.1374
US 10yr	1.825	-0.1367
CAN 10yr	1.813	-0.087

**EQUITIES**

	Last	Change
Nasdaq	13751.4	56.78
TSX	1278.421	-1.236
S&P 500	4373.94	-10.71

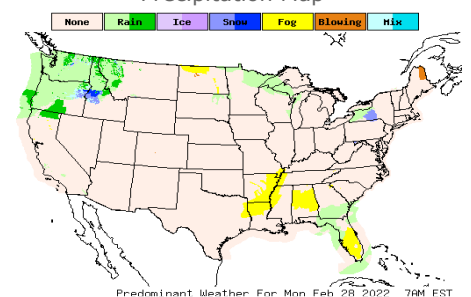
**Weather Data**

**Temperature Map**



City	HIGH °F	LOW °F
Calgary	32	23
Conway	19	5
Cushing	64	36
Denver	61	34
Houston	64	42
Mont Belvieu	60	38
Sarnia	29	16
Williston	37	24

**Precipitation Map**



This report has been prepared by PFL Petroleum Limited personnel for your information only and the views expressed are intended to provide market commentary and are not recommendations. This report is not an offer to sell or a solicitation of any offer to buy any security. The information contained herein has been compiled by PFL from sources believed to be reliable, but no representation or warranty, express or implied, is made by PFL Petroleum Limited, its affiliates or any other person as to its accuracy, completeness or correctness. Copyright 2017 PFL Petroleum Limited. All Rights Reserved