



MARKET DAILY

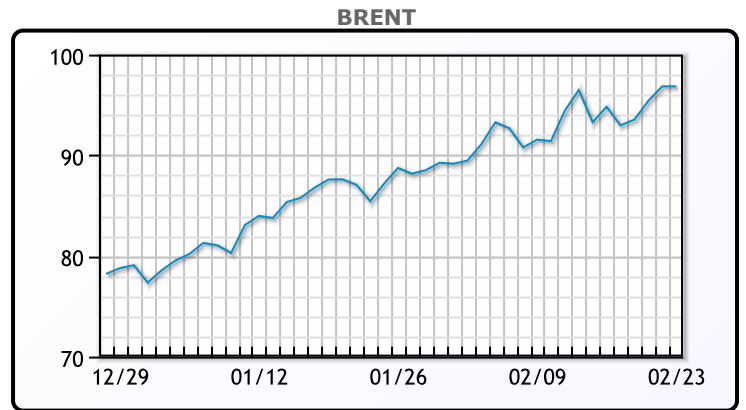
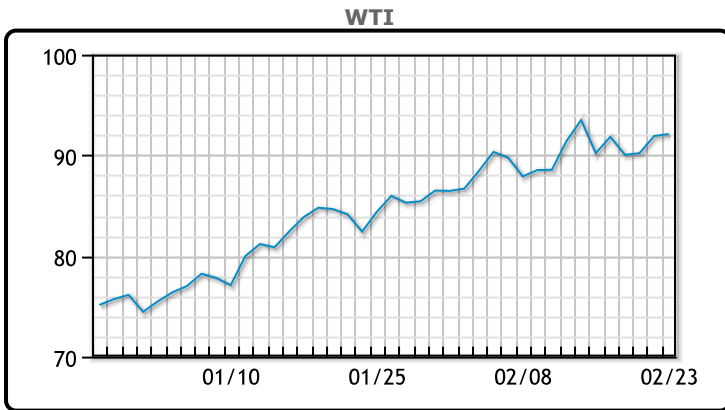
<https://www.pflpetroleum.com>
 1865 Veterans Park Dr. Suite 303
 Naples, Florida 34109
 Phone: 239-390-2885
 Fax: 239-949-0611
 Feb 23, 2022 7:33 PM

Major Energy Futures		
	Settle	Change
Brent	96.84	0
Gas Oil	831	11.25
Natural Gas	4.623	0.125
RBOB	272.53	1.45
ULSD	282.92	1.04
WTI	92.1	0.19

Market Commentary

Oil prices were steady today as the US was seen unlikely to sanction Russian oil exports. Ukraine declared a state of emergency today and told its citizens in Russia to leave the country. Moscow is also evacuating its Kyiv embassy. The market is expected to continue to draw support from tensions in the region. "The prospect of more conflict in Ukraine should safeguard the geopolitical risk premium," said Stephen Brennock at brokerage PVM Oil. There is a chance of Iranian crude returning to the market, if the parties are able to reach a deal. WTI traded up \$.19 or .21% to close at \$92.10 Brent was flat for the day settling at \$96.84.

Crude & Product Markets

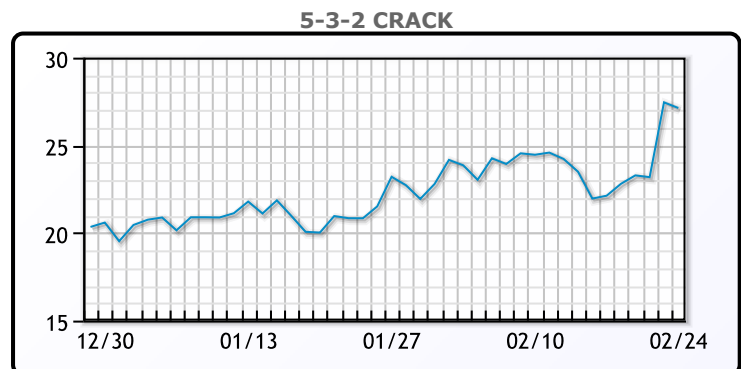
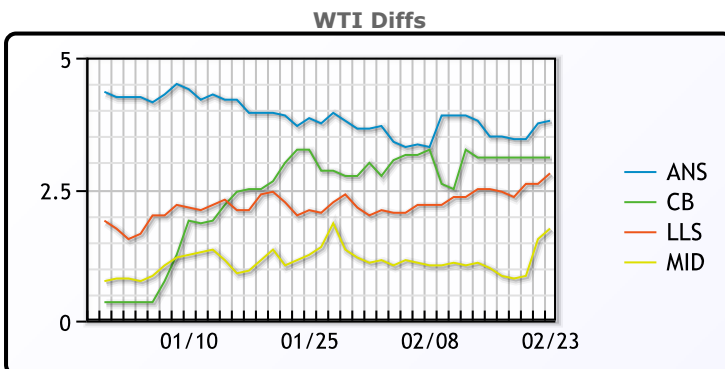


CRUDE

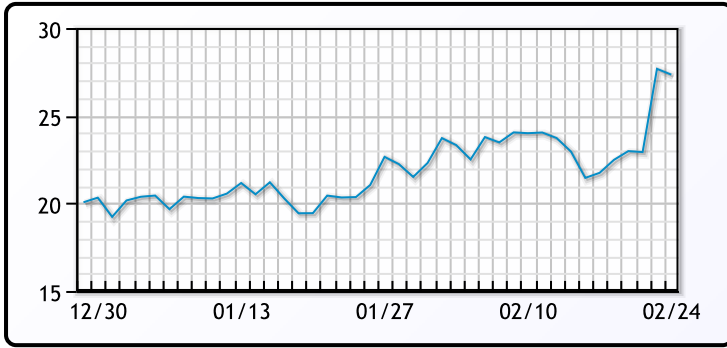
	Last	Week Ago	Month Ago
ANS	96.5	97.16	90.09
BLS	95.8	96.76	89.49
LLS	95.5	96.11	88.34
Mid	94.45	94.51	87.49
WTI	92.7	93.66	86.24

PRODUCTS

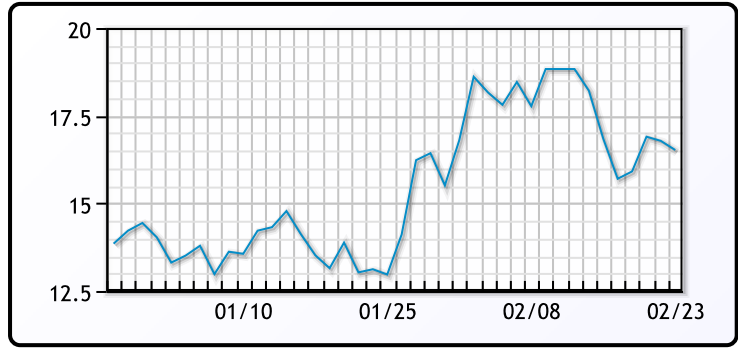
	Last	Week Ago	Month Ago
Gulf RBOB	263.6	259.46	239.12
Gulf ULSD	278.17	281.13	262.12
NYH RBOB	271.03	263.87	244.39
NYH ULSD	283.42	286	269.87
USGC 3%	81.13	79.88	77.63



3-2-1 Crack



Gulf 3-2-1 Crack



NGLs

MB

	Last	Week Ago	Month Ago
Butane	154	154.88	144.75
IsoButane	157	151.13	142.63
Natural Gasoline	212.75	214.5	197.5
Propane	144	128.5	117.25

CONWAY

	Last	Week Ago	Month Ago
Butane	156.5	150.88	148
IsoButane	188.5	178	169
Natural Gasoline	214	212.5	196
Propane	138.5	124.5	117

MB NON

	Last	Week Ago	Month Ago
Butane	155.75	150.88	142.38
IsoButane	157	151.13	142.63
Natural Gasoline	212.75	213	196.5
Propane	139	128.25	116.88

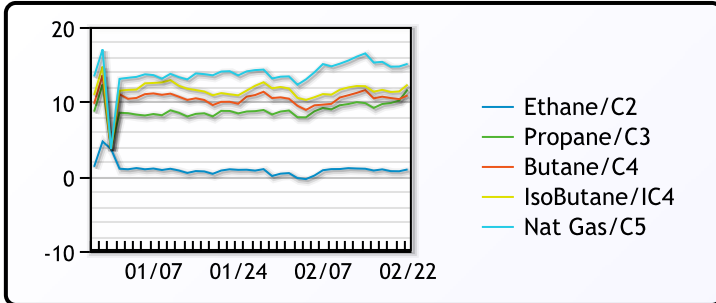
EDMONTON

	Last	Week Ago	Month Ago
Propane	119.5	105.5	101.5

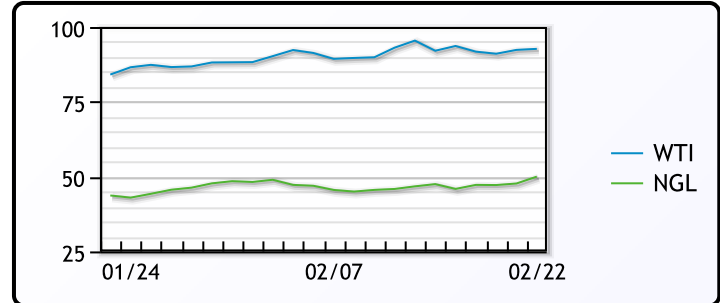
SARNIA

	Last	Week Ago	Month Ago
Propane	172	155	147

FRAC SPREAD



WTI vs NGL



FX

	Last	Change
CAD	1.2739	0.0005
DXY	96.19	0.165
Gold	1912.48	3.47

RATES

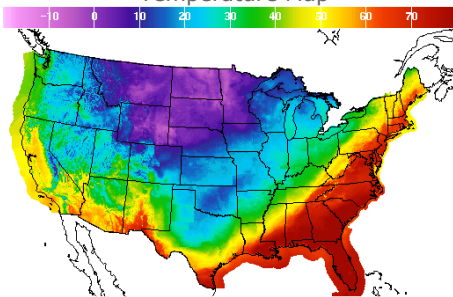
	Last	Change
US 2yr	1.5637	-0.0379
US 10yr	1.9581	-0.0331
CAN 10yr	1.976	0.054

EQUITIES

	Last	Change
Nasdaq	13037.49	-344.03
TSX	1256.789	-10.631
S&P 500	4225.5	-79.26

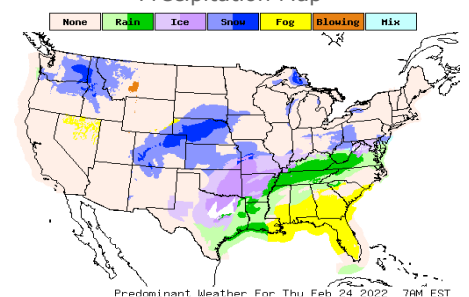
Weather Data

Temperature Map



City	HIGH °F	LOW °F
Calgary	12	-18
Conway	-1	-23
Cushing	19	9
Denver	9	3
Houston	69	39
Mont Belvieu	65	42
Sarnia	36	17
Williston	1	-9

Precipitation Map



This report has been prepared by PFL Petroleum Limited personnel for your information only and the views expressed are intended to provide market commentary and are not recommendations. This report is not an offer to sell or a solicitation of any offer to buy any security. The information contained herein has been compiled by PFL from sources believed to be reliable, but no representation or warranty, express or implied, is made by PFL Petroleum Limited, its affiliates or any other person as to its accuracy, completeness or correctness. Copyright 2017 PFL Petroleum Limited. All Rights Reserved