



MARKET DAILY

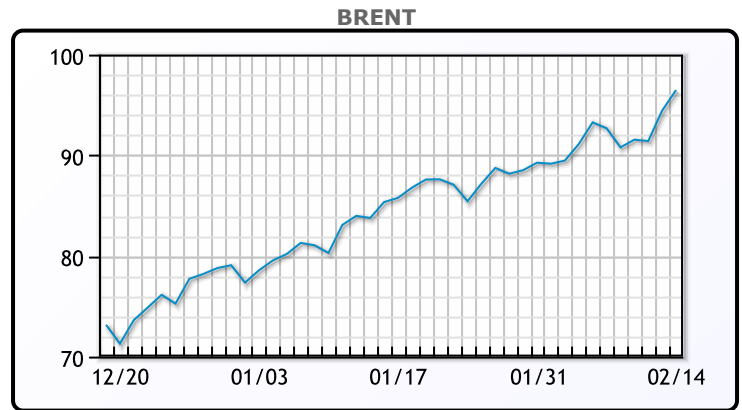
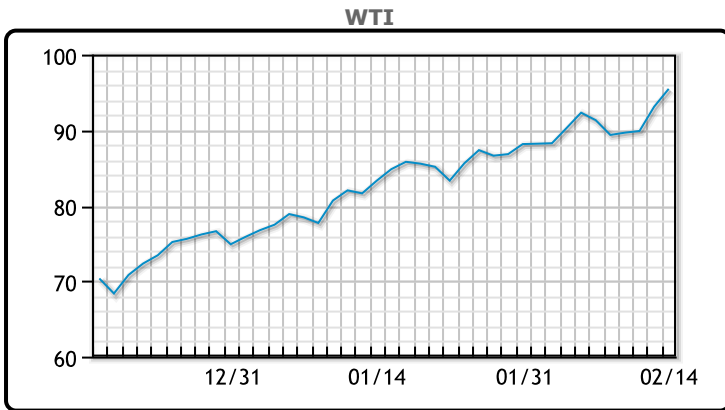
<https://www.pflpetroleum.com>
 1865 Veterans Park Dr. Suite 303
 Naples, Florida 34109
 Phone: 239-390-2885
 Fax: 239-949-0611
 Feb 14, 2022 6:11 PM

Major Energy Futures		
	Settle	Change
Brent	96.48	2.04
Gas Oil	839.75	6.75
Natural Gas	4.195	-0.018
RBOB	277.94	7.32
ULSD	296.18	8.37
WTI	95.46	2.36

Market Commentary

Oil prices were higher today, hitting new seven year highs again as rhetoric around the Ukraine/Russia situation continues to heat up. "The market remains hyper-sensitive to the developments over the Russian/Ukraine situation," said John Kilduff, partner at Again Capital in New York. "This is now intensifying to a terrific degree. Right now, it's buy now, ask later." Ukraine and Russia are playing down recent tensions, but the US State Dept is saying they show no signs of de-escalation. One thing for sure, any disruption to oil in the region will send prices higher. The market also continues to watch talks with Iran, as the Iranian Foreign Minister said the republic was "in a hurry" to reach a deal. WTI traded up \$2.36 or 2.53% to close at \$95.46. Brent traded up \$2.04 or 2.16% to close at \$96.48.

Crude & Product Markets

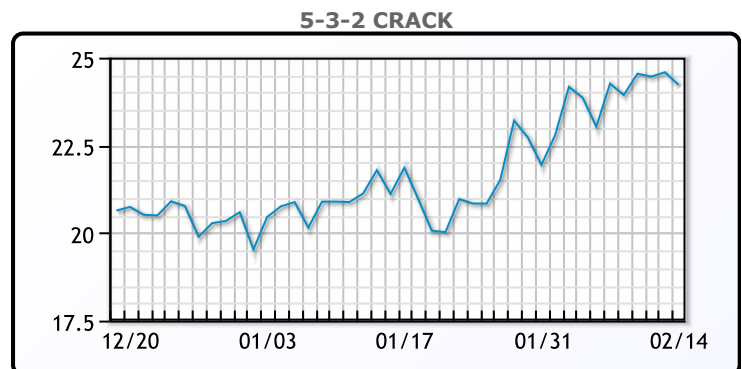
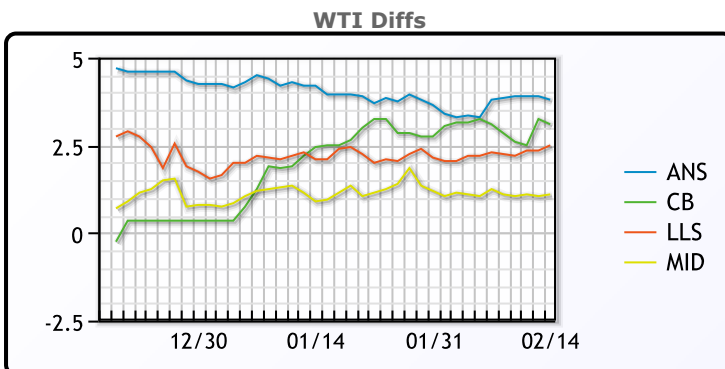


CRUDE

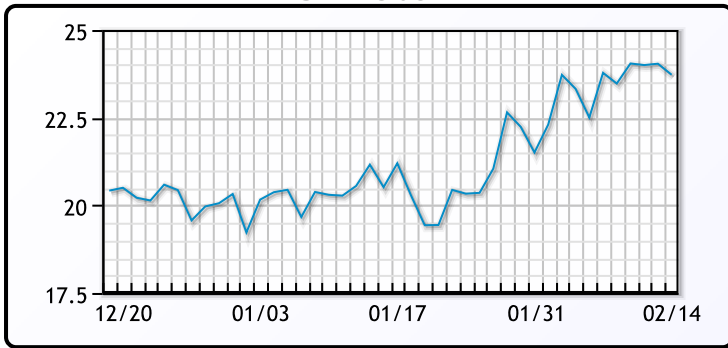
	Last	Week Ago	Month Ago
ANS	99.26	95.12	87.77
BLS	98.56	94.42	86.32
LLS	97.96	93.62	86.22
Mid	96.56	92.57	84.97
WTI	95.46	91.32	83.82

PRODUCTS

	Last	Week Ago	Month Ago
Gulf RBOB	270.44	263.4	237.15
Gulf ULSD	294.18	283.79	257.43
NYH RBOB	277.04	270.03	241.9
NYH ULSD	301.93	292.79	264.18
USGC 3%	83.38	82.63	75.38



3-2-1 Crack



Gulf 3-2-1 Crack



NGLs

MB

	Last	Week Ago	Month Ago
Butane	157.5	147	150.75
IsoButane	152.5	145	151.25
Natural Gasoline	223	211	197.25
Propane	126.5	123.5	115.75

CONWAY

	Last	Week Ago	Month Ago
Butane	151.5	145	156.75
IsoButane	184	180	179
Natural Gasoline	213	208.75	192.5
Propane	123	123	115.875

MB NON

	Last	Week Ago	Month Ago
Butane	152.5	145	148.25
IsoButane	152.5	145	151.25
Natural Gasoline	220.5	209.5	197.25
Propane	126.25	123.25	115.88

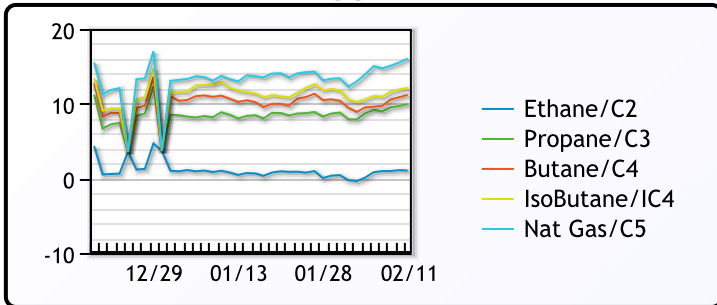
EDMONTON

	Last	Week Ago	Month Ago
Propane	102.75	101	98.13

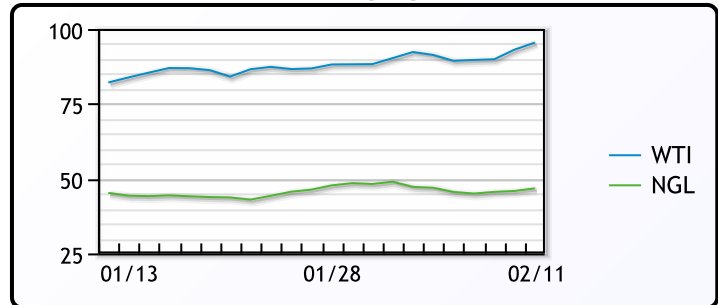
SARNIA

	Last	Week Ago	Month Ago
Propane	155	158.5	147.75

FRAC SPREAD



WTI vs NGL



FX

	Last	Change
CAD	1.2728	-0.0002
DXY	96.276	0.19399
Gold	1870.94	-0.24

RATES

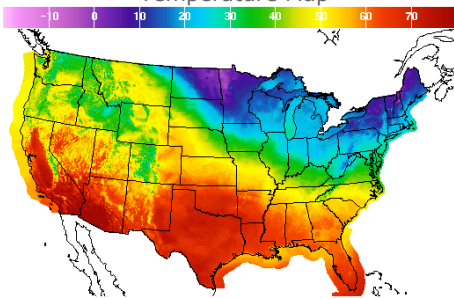
	Last	Change
US 2yr	1.5744	0.0747
US 10yr	1.9875	0.0504
CAN 10yr	1.907	0.054

EQUITIES

	Last	Change
Nasdaq	13790.92	-0.23
TSX	1294.992	-12.775
S&P 500	4401.67	-16.97

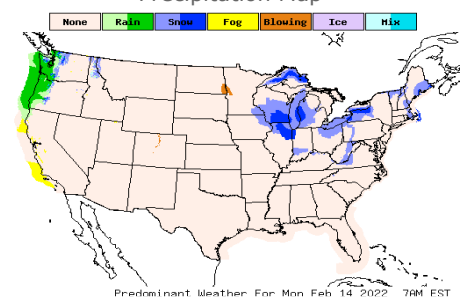
Weather Data

Temperature Map



City	HIGH °F	LOW °F
Calgary	32	28
Conway	1	-18
Cushing	66	39
Denver	49	33
Houston	65	45
Mont Belvieu	62	43
Sarnia	18	8
Williston	20	7

Precipitation Map



This report has been prepared by PFL Petroleum Limited personnel for your information only and the views expressed are intended to provide market commentary and are not recommendations. This report is not an offer to sell or a solicitation of any offer to buy any security. The information contained herein has been compiled by PFL from sources believed to be reliable, but no representation or warranty, express or implied, is made by PFL Petroleum Limited, its affiliates or any other person as to its accuracy, completeness or correctness. Copyright 2017 PFL Petroleum Limited. All Rights Reserved