



MARKET DAILY

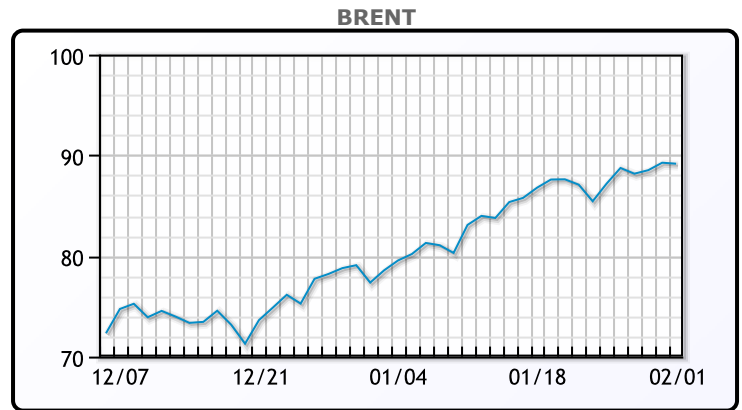
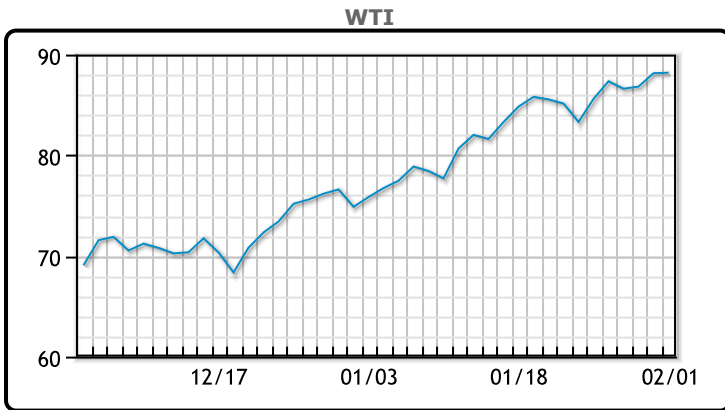
<https://www.pflpetroleum.com>
 1865 Veterans Park Dr. Suite 303
 Naples, Florida 34109
 Phone: 239-390-2885
 Fax: 239-949-0611
 Feb 1, 2022 6:59 PM

Major Energy Futures		
	Settle	Change
Brent	89.16	-0.1
Gas Oil	802	-5.75
Natural Gas	4.751	-0.123
RBOB	257.52	2.08
ULSD	274.12	2.55
WTI	88.2	0.05

Market Commentary

Oil prices were flat today, not much action in the crude world. Sources have said that OPEC+ has not been discussing an increase greater than their planned 400K/bpd, even as the group undershoots its promised output. "The Saudis will likely avoid any major adjustments as they have proven adept in recent years at treading a fine line in maneuvering global pricing in their preferred direction," said Jim Ritterbusch, president of Ritterbusch and Associates LLC in Galena, Illinois. Goldman Sachs said today that oil prices could be entering "political intervention territory", and the Saudis might have to do something, adding OPEC+ may be growing concerned by the more hawkish central bank shift. WTI traded up \$.05 or .06% to close at \$88.20. Brent traded down \$.10 or -.11% to close at \$89.16.

Crude & Product Markets

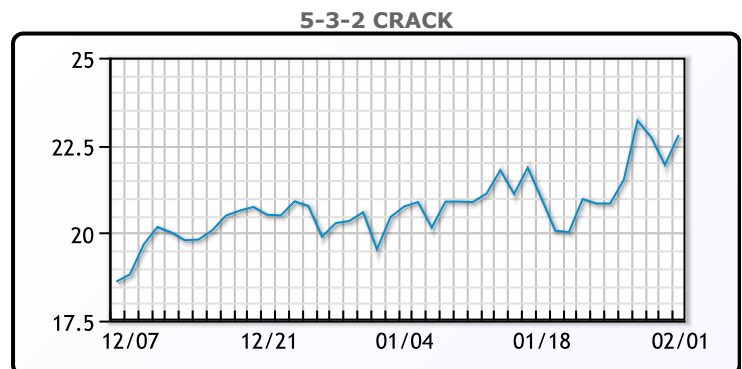
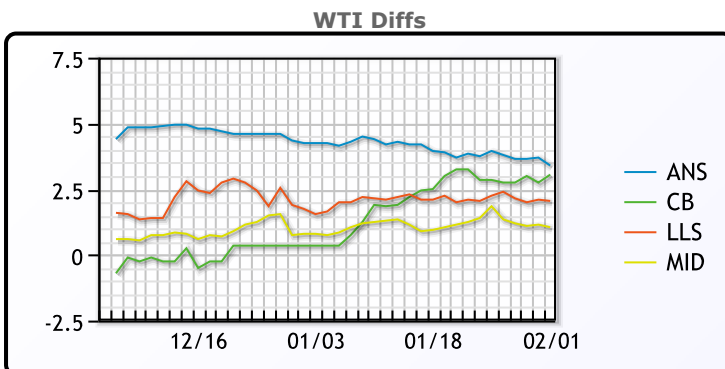


CRUDE

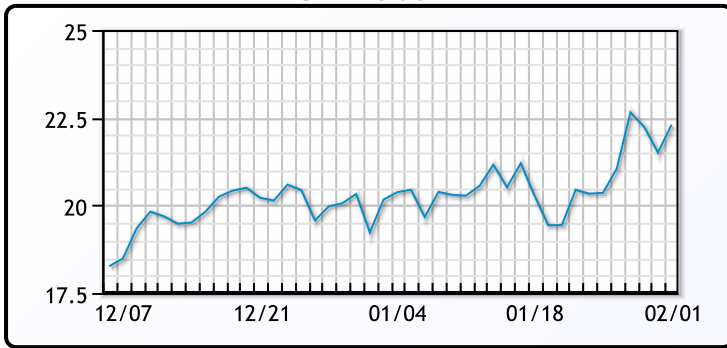
	Last	Week Ago	Month Ago
ANS	91.6	90.5	81.24
BLS	91.25	89.4	77.34
LLS	90.25	88.8	78.64
Mid	89.25	88.4	77.74
WTI	88.2	86.55	76.99

PRODUCTS

	Last	Week Ago	Month Ago
Gulf RBOB	252.42	240.57	224.04
Gulf ULSD	270.22	260.16	232.88
NYH RBOB	258.02	245.95	229.93
NYH ULSD	279.49	267.29	239.59
USGC 3%	79.88	77.38	67.13



3-2-1 Crack



Gulf 3-2-1 Crack



NGLs

MB

	Last	Week Ago	Month Ago
Butane	162.25	150.75	146
IsoButane	162.25	148	142
Natural Gasoline	204.75	198	184.75
Propane	130.25	117	112.75

CONWAY

	Last	Week Ago	Month Ago
Butane	163	148	151
IsoButane	188	169	158
Natural Gasoline	203	196	179
Propane	129	117.5	113.25

MB NON

	Last	Week Ago	Month Ago
Butane	162.25	148	142
IsoButane	162.25	148	142
Natural Gasoline	204.25	198	183
Propane	130	117	112

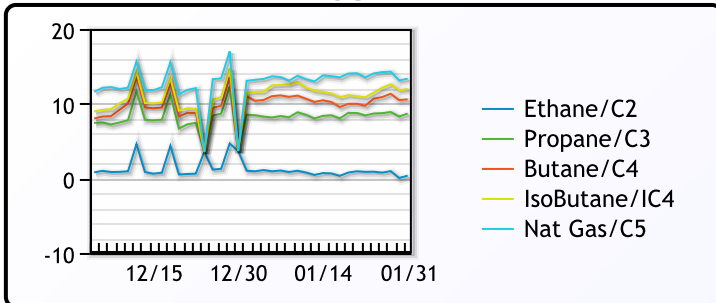
EDMONTON

	Last	Week Ago	Month Ago
Propane	112	102	95.25

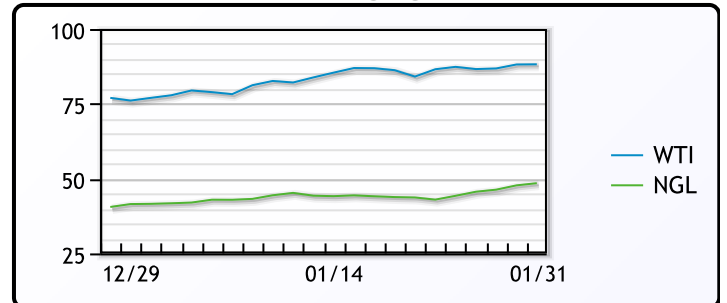
SARNIA

	Last	Week Ago	Month Ago
Propane	159.25	147	135.25

FRAC SPREAD



WTI vs NGL



FX

	Last	Change
CAD	1.2682	-0.0005
DXY	96.385	-0.155
Gold	1801.01	-0.18

RATES

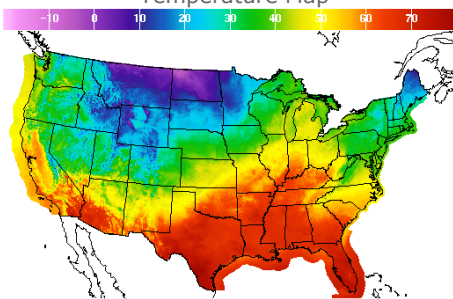
	Last	Change
US 2yr	1.1651	-0.0136
US 10yr	1.7875	0.0108
CAN 10yr	1.792	0.021

EQUITIES

	Last	Change
Nasdaq	14346	106.12
TSX	1294.695	12.733
S&P 500	4546.54	30.99

Weather Data

Temperature Map



City	HIGH °F	LOW °F
Calgary	7	-1
Conway	32	-9
Cushing	58	38
Denver	32	20
Houston	64	58
Mont Belvieu	63	55
Sarnia	40	21
Williston	9	-9

Precipitation Map

