



MARKET DAILY

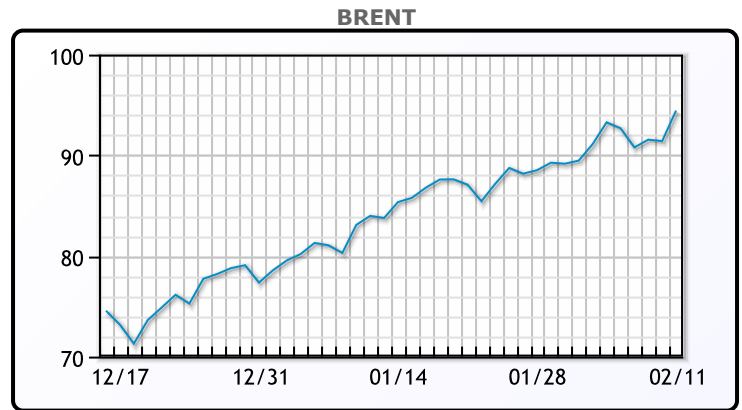
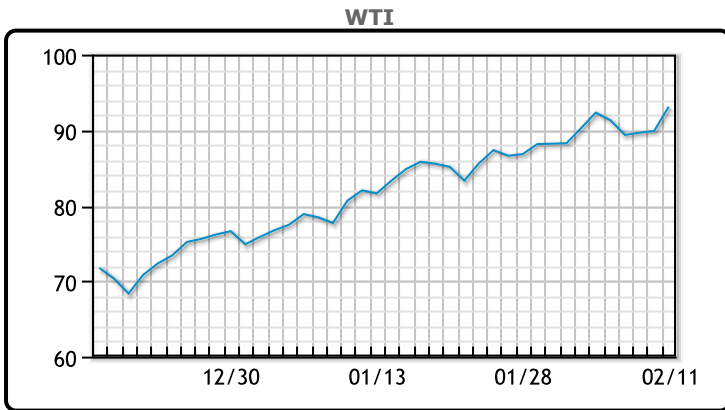
<https://www.pflpetroleum.com>
 1865 Veterans Park Dr. Suite 303
 Naples, Florida 34109
 Phone: 239-390-2885
 Fax: 239-949-0611
 Feb 11, 2022 5:57 PM

Major Energy Futures		
	Settle	Change
Brent	94.44	3.77
Gas Oil	827.25	9
Natural Gas	3.941	-0.05
RBOB	273.86	1.2
ULSD	291.09	0.23
WTI	93.1	3.22

Market Commentary

Oil prices rallied later in today's session as talk of an imminent Russian invasion of Ukraine by US gov officials led prices to new 7 year highs. Oils 7 week streak of week over week gains was in jeopardy before the news sent prices soaring. Washington is urging all US citizens to leave the Ukraine within 48 hours and Brent saw its highest trading volume in over two months on the news. "The market doesn't want to be short going into the weekend ... if an invasion appears to be imminent and you know that there will be retaliatory sanction that will result in a disruption in natural gas and oil supplies," Andrew Lipow, president of Lipow Oil Associates in Houston. WTI traded up \$3.22 or 3.58% to close at \$93.10. Brent traded up \$3.77 or 4.12% to close at \$95.18.

Crude & Product Markets

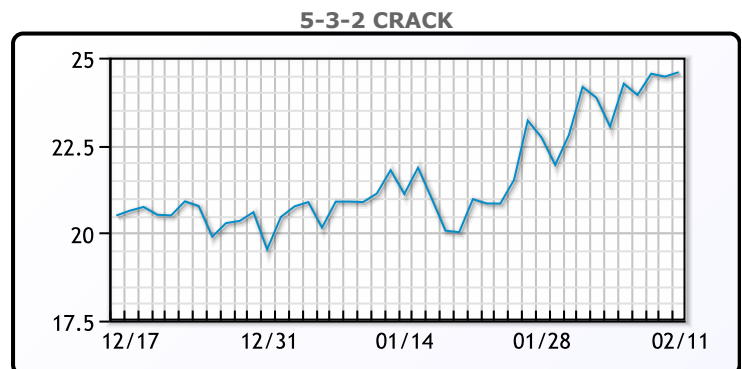
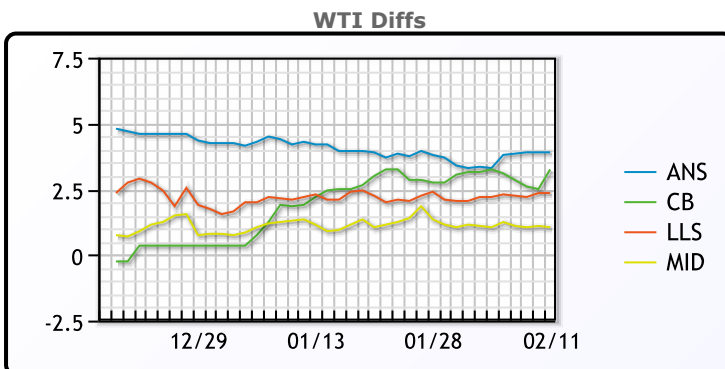


CRUDE

	Last	Week Ago	Month Ago
ANS	97	95.61	85.42
BLS	96.35	95.56	83.42
LLS	95.45	94.51	83.52
Mid	94.15	93.36	82.37
WTI	93.1	92.31	81.22

PRODUCTS

	Last	Week Ago	Month Ago
Gulf RBOB	265.74	262.7	231.34
Gulf ULSD	289.09	286.01	250.56
NYH RBOB	273.11	269.6	236.87
NYH ULSD	297.34	294.01	257.74
USGC 3%	83.38	83.13	72.88



3-2-1 Crack



Gulf 3-2-1 Crack



NGLs

MB

	Last	Week Ago	Month Ago
Butane	155.25	152.75	155.38
IsoButane	151.5	150.75	160
Natural Gasoline	217	209.5	193
Propane	126.5	128.25	117.5

CONWAY

	Last	Week Ago	Month Ago
Butane	151	151	159.75
IsoButane	180	185	178
Natural Gasoline	214	210	187.75
Propane	122.5	127.75	116.25

MB NON

	Last	Week Ago	Month Ago
Butane	151.25	150.5	154
IsoButane	151.5	150.75	160
Natural Gasoline	215	209	193.5
Propane	126.25	128	117.5

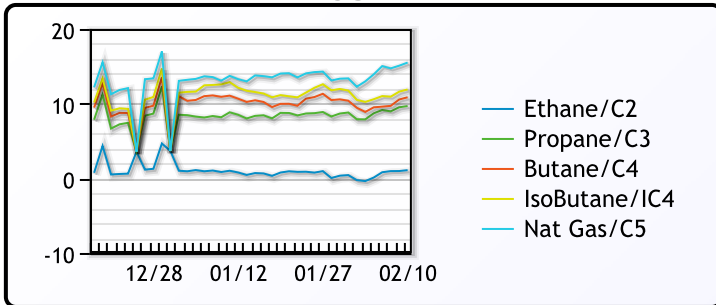
EDMONTON

	Last	Week Ago	Month Ago
Propane	103.5	107.75	100.25

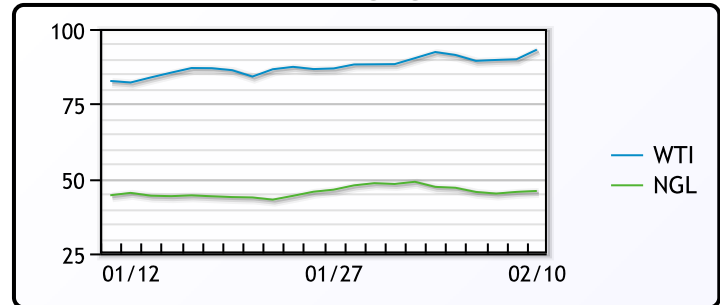
SARNIA

	Last	Week Ago	Month Ago
Propane	155	159.25	137.5

FRAC SPREAD



WTI vs NGL



FX

	Last	Change
CAD	1.2737	0.0018
DXY	96.034	0.481
Gold	1858.76	31.91

RATES

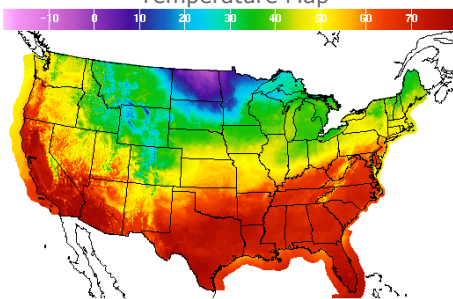
	Last	Change
US 2yr	1.4997	-0.0789
US 10yr	1.9371	-0.0923
CAN 10yr	1.853	-0.089

EQUITIES

	Last	Change
Nasdaq	13791.15	-394.49
TSX	1307.77	0.632
S&P 500	4418.64	-85.44

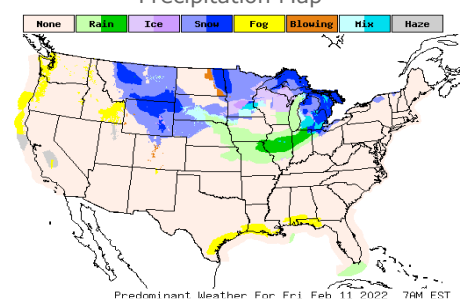
Weather Data

Temperature Map



City	HIGH °F	LOW °F
Calgary	35	29
Conway	14	-18
Cushing	61	48
Denver	38	26
Houston	71	51
Mont Belvieu	69	49
Sarnia	35	26
Williston	29	7

Precipitation Map



This report has been prepared by PFL Petroleum Limited personnel for your information only and the views expressed are intended to provide market commentary and are not recommendations. This report is not an offer to sell or a solicitation of any offer to buy any security. The information contained herein has been compiled by PFL from sources believed to be reliable, but no representation or warranty, express or implied, is made by PFL Petroleum Limited, its affiliates or any other person as to its accuracy, completeness or correctness. Copyright 2017 PFL Petroleum Limited. All Rights Reserved