



MARKET DAILY

<https://www.pflpetroleum.com>
 1865 Veterans Park Dr. Suite 303
 Naples, Florida 34109
 Phone: 239-390-2885
 Fax: 239-949-0611
 Jan 6, 2022 6:40 PM

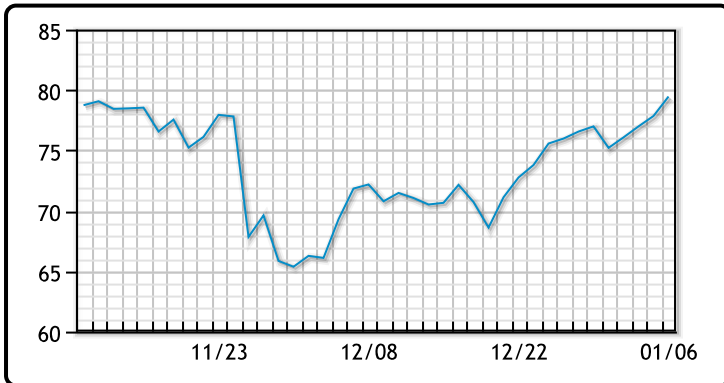
Major Energy Futures		
	Settle	Change
Brent	81.99	1.19
Gas Oil	712.5	16.25
Natural Gas	3.812	-0.07
RBOB	230.43	1.22
ULSD	247.77	3.16
WTI	79.46	1.61

Market Commentary

Oil prices had a strong session today, shrugging off yesterday's build in fuel inventories build with geopolitical tensions rising abroad. Russia sent paratroopers to Kazakhstan to help combat domestic uprising. Backwardation for both contracts suggests supplies will remain tight early in the year. Brent traded up \$1.19 or 1.5% to close at \$81.99. WTI traded up \$1.61 or 2.1% to close at \$79.46.

Crude & Product Markets

WTI



BRENT



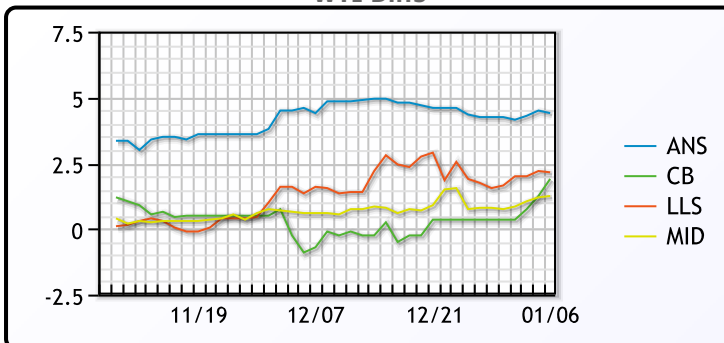
CRUDE

	Last	Week Ago	Month Ago
ANS	83.86	81.24	74.34
BLS	81.36	77.34	69.39
LLS	81.61	78.64	71.04
Mid	80.71	77.74	70.09
WTI	79.46	76.99	69.49

PRODUCTS

	Last	Week Ago	Month Ago
Gulf RBOB	225.93	224.04	201.33
Gulf ULSD	242.6	232.88	211.12
NYH RBOB	231.28	229.93	208.83
NYH ULSD	248.77	239.59	217.12
USGC 3%	71.63	68.63	60.38

WTI Diffs



5-3-2 CRACK



3-2-1 Crack



Gulf 3-2-1 Crack



NGLs

MB

	Last	Week Ago	Month Ago
Butane	153	146	121
IsoButane	153	142	119.5
Natural Gasoline	191.25	184.75	165.5
Propane	110.125	112.75	100.625

CONWAY

	Last	Week Ago	Month Ago
Butane	157	151	126
IsoButane	167	158	138
Natural Gasoline	182	179	160.5
Propane	109.625	113.25	100.5

MB NON

	Last	Week Ago	Month Ago
Butane	150	142	120
IsoButane	153	142	119.5
Natural Gasoline	190.75	183	165.75
Propane	110	112	100.38

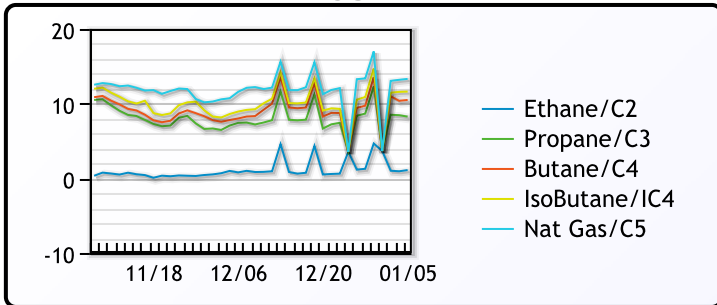
EDMONTON

	Last	Week Ago	Month Ago
Propane	94	95.25	83.88

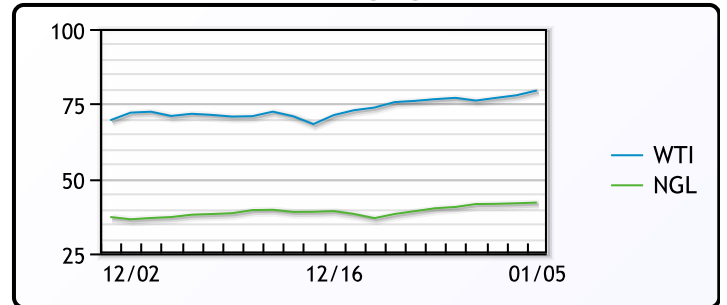
SARNIA

	Last	Week Ago	Month Ago
Propane	137.75	135.25	125.5

FRAC SPREAD



WTI vs NGL



FX

	Last	Change
CAD	1.2724	-0.0005
DXY	96.32001	0.149
Gold	1790.87	-0.29

RATES

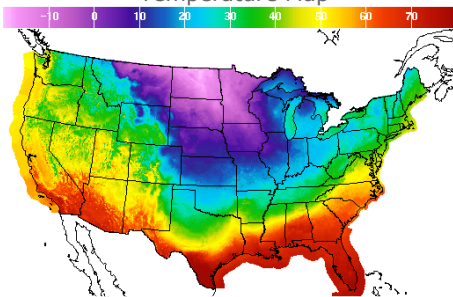
	Last	Change
US 2yr	0.8656	0.04
US 10yr	1.7211	0.0159
CAN 10yr	1.701	0.061

EQUITIES

	Last	Change
Nasdaq	15080.87	-19.3
TSX	1280.631	2.878
S&P 500	4696.05	-4.53

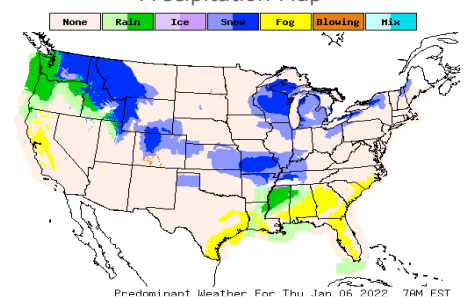
Weather Data

Temperature Map



City	HIGH °F	LOW °F
Calgary	-8	-28
Conway	-11	-27
Cushing	26	17
Denver	24	3
Houston	68	52
Mont Belvieu	67	48
Sarnia	24	17
Williston	-8	-31

Precipitation Map



This report has been prepared by PFL Petroleum Limited personnel for your information only and the views expressed are intended to provide market commentary and are not recommendations. This report is not an offer to sell or a solicitation of any offer to buy any security. The information contained herein has been compiled by PFL from sources believed to be reliable, but no representation or warranty, express or implied, is made by PFL Petroleum Limited, its affiliates or any other person as to its accuracy, completeness or correctness. Copyright 2017 PFL Petroleum Limited. All Rights Reserved