



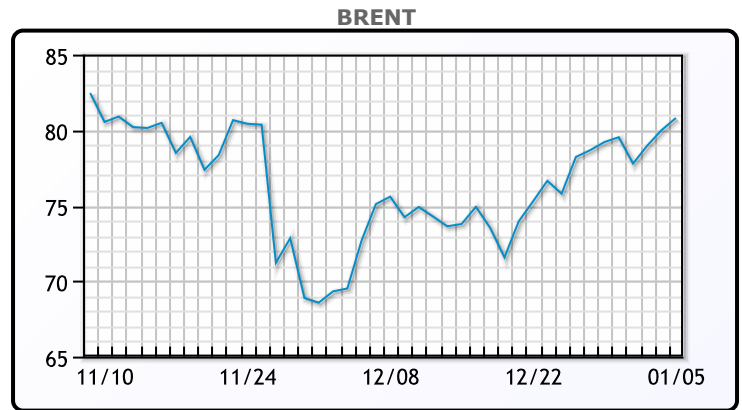
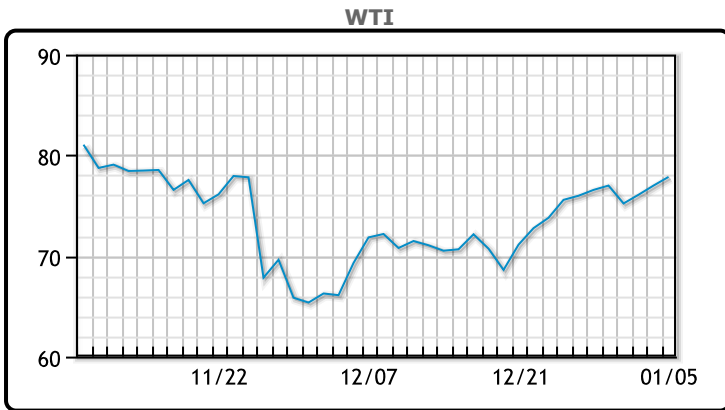
MARKET DAILY

<https://www.pflpetroleum.com>
 1865 Veterans Park Dr. Suite 303
 Naples, Florida 34109
 Phone: 239-390-2885
 Fax: 239-949-0611
 Jan 5, 2022 6:49 PM

Major Energy Futures		
	Settle	Change
Brent	80.8	0.8
Gas Oil	702	9.75
Natural Gas	3.882	0.165
RBOB	229.21	1.58
ULSD	244.61	3.66
WTI	77.85	0.86

Market Commentary
 Oil prices had a volatile session as gasoline inventories jumped by more than 10MM/bbls with sliding demand as new Covid cases jump. Crude inventories dropped by 2.1MM/bbls and distillate inventories rose by 4.4MM/bbls. "Implied product demand – particularly for gasoline – slumped, suggesting that the public were cautious about travel in the wake of surging cases of the Omicron variant. These fears are likely to persist for a few weeks yet," wrote Caroline Bain, chief commodities economist at Capital Economics. Fed minutes showed the Central Bank is contemplating raising rates faster than the market is anticipating. WTI traded up \$.86 or 1.13% to close at \$77.85. Brent traded up \$.80 or 1% to close at \$80.80.

Crude & Product Markets

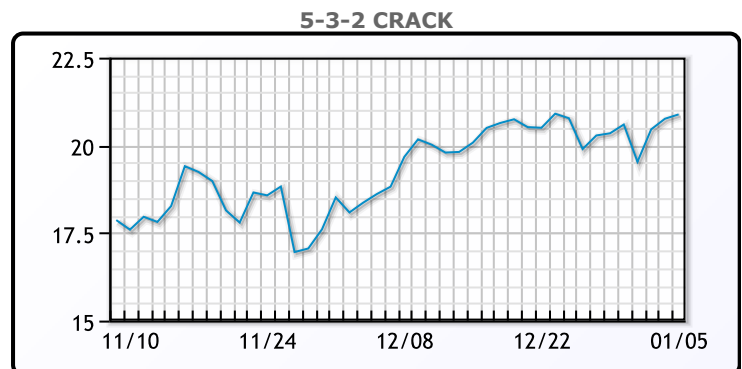
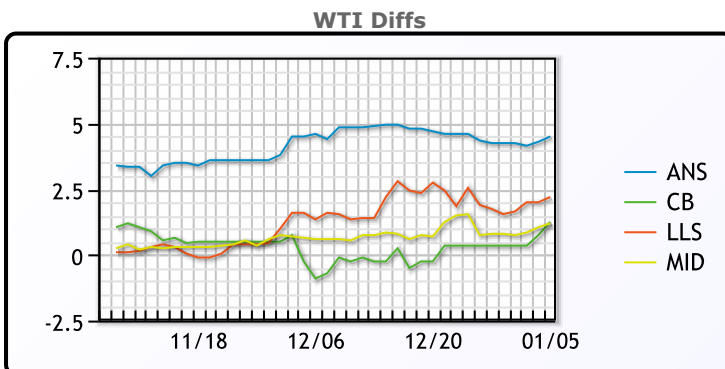


CRUDE

	Last	Week Ago	Month Ago
ANS	82.35	80.81	70.66
BLS	79.1	76.91	65.56
LLS	80.05	78.11	67.86
Mid	79.05	77.36	66.86
WTI	77.85	76.56	66.26

PRODUCTS

	Last	Week Ago	Month Ago
Gulf RBOB	224.59	220.66	192.54
Gulf ULSD	239.61	230.92	204.44
NYH RBOB	230.11	227.42	200.04
NYH ULSD	245.49	237.78	209.84
USGC 3%	69.38	68.38	57.63



3-2-1 Crack



Gulf 3-2-1 Crack



NGLs

MB

	Last	Week Ago	Month Ago
Butane	147.5	140.5	118.5
IsoButane	147.5	136.5	117.5
Natural Gasoline	185.75	184.75	158
Propane	109.875	112	99.25

CONWAY

	Last	Week Ago	Month Ago
Butane	151	142	125
IsoButane	161	152	132
Natural Gasoline	177.75	177.5	154
Propane	109.625	111.875	99.25

MB NON

	Last	Week Ago	Month Ago
Butane	145.5	136.5	117.5
IsoButane	147.5	136.5	117.5
Natural Gasoline	185.5	193.25	157.75
Propane	109.75	112	98.85

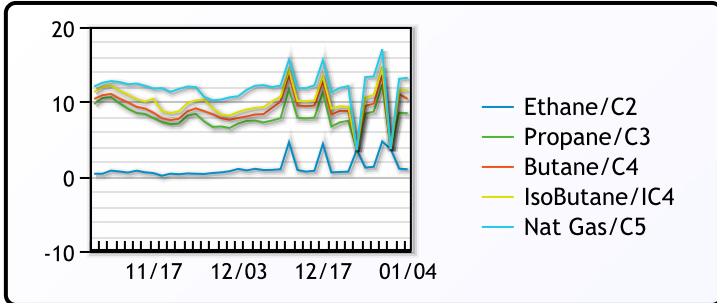
EDMONTON

	Last	Week Ago	Month Ago
Propane	93.75	95.25	81.5

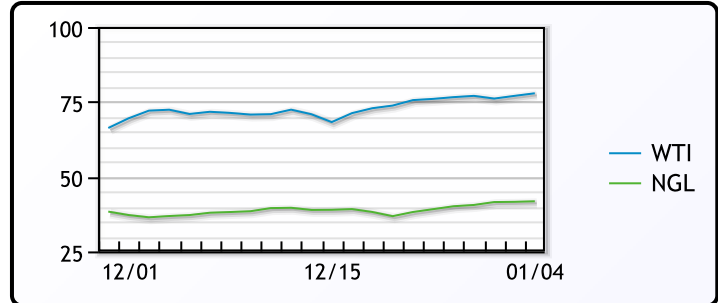
SARNIA

	Last	Week Ago	Month Ago
Propane	137.75	135.25	125.5

FRAC SPREAD



WTI vs NGL



FX

	Last	Change
CAD	1.2758	0.0002
DXY	96.17101	-0.09099
Gold	1810.32	-0.12

RATES

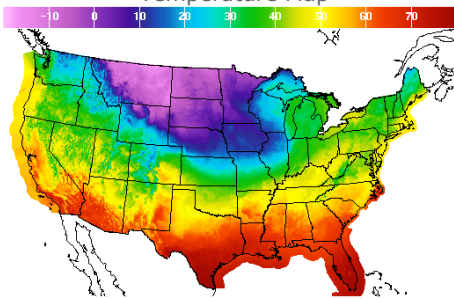
	Last	Change
US 2yr	0.8256	0.0657
US 10yr	1.7052	0.0579
CAN 10yr	1.64	0.054

EQUITIES

	Last	Change
Nasdaq	15100.17	-522.55
TSX	1277.753	-9.677
S&P 500	4700.58	-92.96

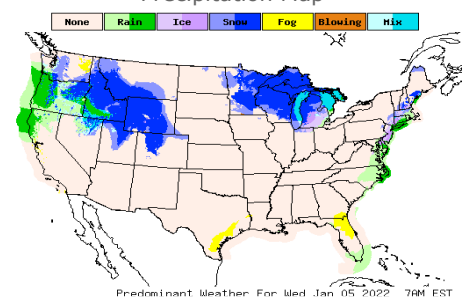
Weather Data

Temperature Map



City	HIGH °F	LOW °F
Calgary	-12	-27
Conway	0	-12
Cushing	45	27
Denver	37	7
Houston	74	56
Mont Belvieu	70	55
Sarnia	36	19
Williston	-5	-20

Precipitation Map



This report has been prepared by PFL Petroleum Limited personnel for your information only and the views expressed are intended to provide market commentary and are not recommendations. This report is not an offer to sell or a solicitation of any offer to buy any security. The information contained herein has been compiled by PFL from sources believed to be reliable, but no representation or warranty, express or implied, is made by PFL Petroleum Limited, its affiliates or any other person as to its accuracy, completeness or correctness. Copyright 2017 PFL Petroleum Limited. All Rights Reserved