



# MARKET DAILY

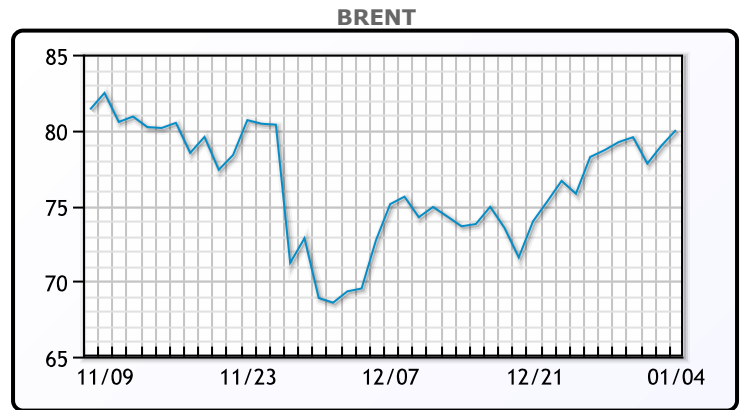
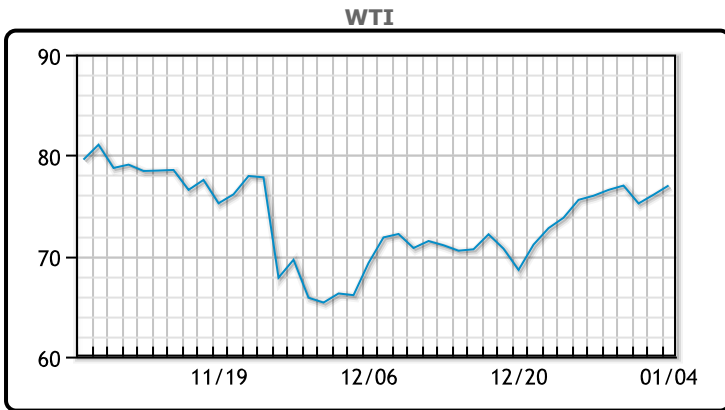
<https://www.pflpetroleum.com>  
 1865 Veterans Park Dr. Suite 303  
 Naples, Florida 34109  
 Phone: 239-390-2885  
 Fax: 239-949-0611  
 Jan 4, 2022 7:29 PM

Major Energy Futures		
	Settle	Change
Brent	80	1.02
Gas Oil	685.75	9
Natural Gas	3.717	-0.098
RBOB	227.63	1.98
ULSD	240.95	5.21
WTI	76.99	0.91

**Market Commentary**

Oil prices traded up today, with Brent trading to its highest in over a month as OPEC+ decided to stick with planned output increases. The decision reflects confidence in the strength of the market and their desire to provide consistent guidance. "The oil market is bullish today as a result of optimism sourced from today's monthly OPEC+ meeting, which is helping oil prices trade higher," said Rystad Energy's head of oil markets, Bjornar Tonhaugen. WTI traded up \$.91 or 1.2% to close at \$76.99. Brent traded up \$1.02 or 1.3% to close at \$80.

## Crude & Product Markets

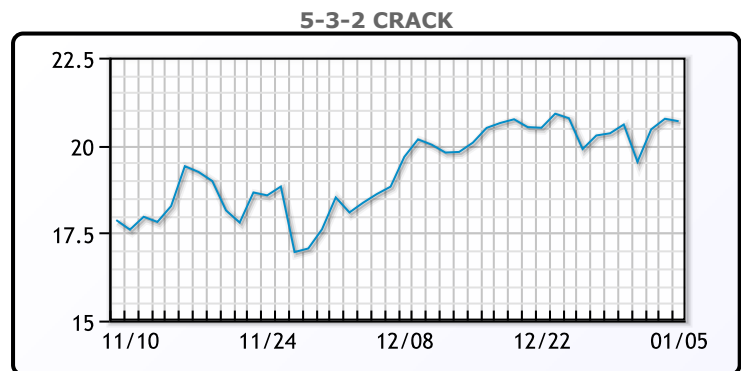
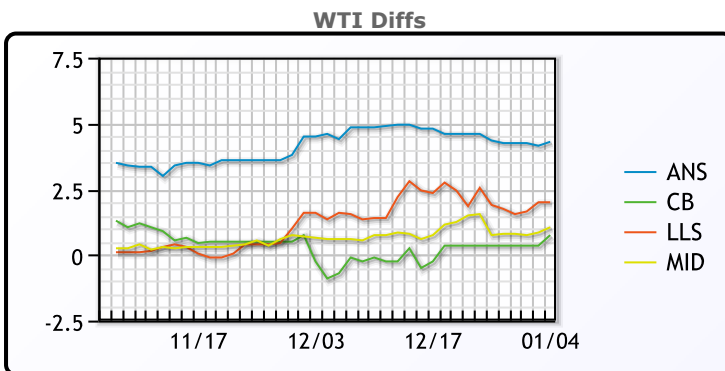


**CRUDE**

	Last	Week Ago	Month Ago
ANS	81.29	80.23	70.66
BLS	77.74	76.33	65.56
LLS	78.99	77.73	67.86
Mid	78.04	76.78	66.86
WTI	76.99	75.98	66.26

**PRODUCTS**

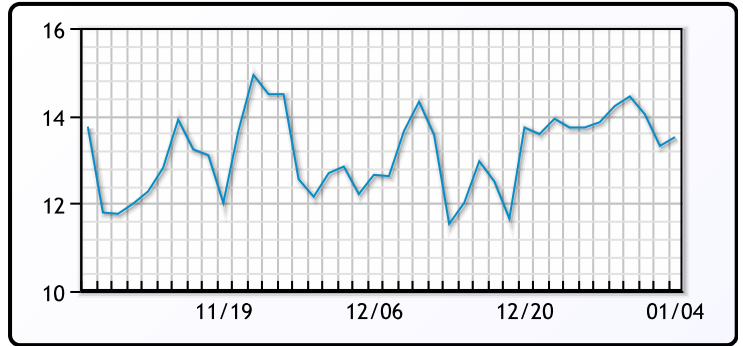
	Last	Week Ago	Month Ago
Gulf RBOB	222.88	218.84	192.54
Gulf ULSD	235.55	230.6	204.44
NYH RBOB	228.38	224.71	200.04
NYH ULSD	241.7	237.26	209.84
USGC 3%	68.88	67.88	57.63



3-2-1 Crack



Gulf 3-2-1 Crack



NGLs

MB

	Last	Week Ago	Month Ago
Butane	145.25	134.25	119.5
IsoButane	144.75	134.5	117.5
Natural Gasoline	184	181.75	158
Propane	111.25	109.5	99.25

CONWAY

	Last	Week Ago	Month Ago
Butane	147.75	138.25	124
IsoButane	160	143.5	130
Natural Gasoline	177	177	148
Propane	111	109.5	98.5

MB NON

	Last	Week Ago	Month Ago
Butane	142.75	132	117.5
IsoButane	144.75	132.25	117.5
Natural Gasoline	183.5	187.5	157.5
Propane	111.13	109.25	98.85

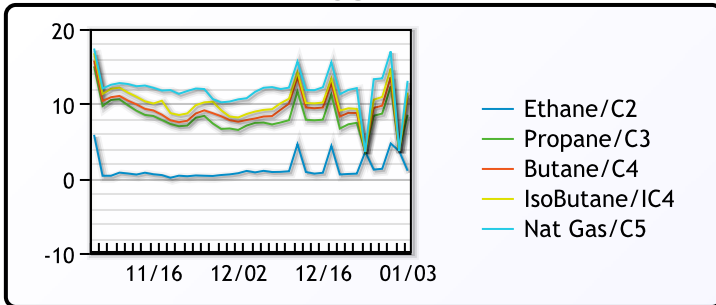
EDMONTON

	Last	Week Ago	Month Ago
Propane	93	92.5	81.5

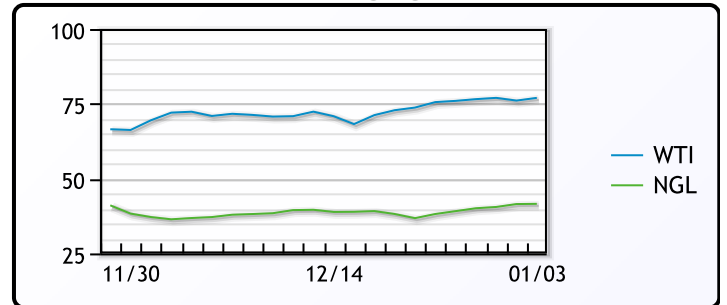
SARNIA

	Last	Week Ago	Month Ago
Propane	135.25	132.5	125.5

FRAC SPREAD



WTI vs NGL



FX

	Last	Change
CAD	1.2706	-0.0002
DXY	96.262	0.04899
Gold	1814.03	-0.57

RATES

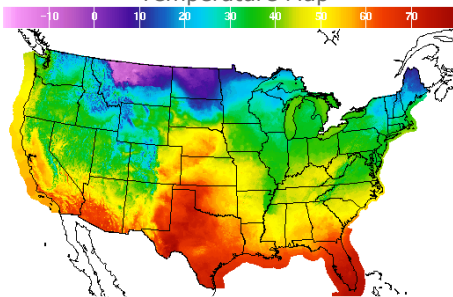
	Last	Change
US 2yr	0.7559	-0.004
US 10yr	1.6455	-0.0018
CAN 10yr	1.586	0.16

EQUITIES

	Last	Change
Nasdaq	15622.72	-210.08
TSX	1287.43	0.45
S&P 500	4793.54	-3.02

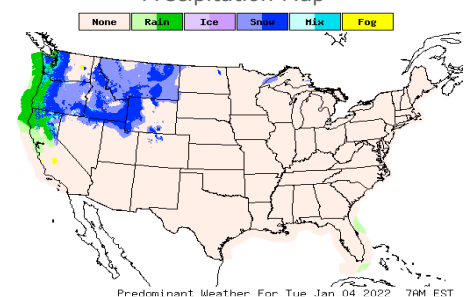
Weather Data

Temperature Map



City	HIGH °F	LOW °F
Calgary	-12	-22
Conway	9	-8
Cushing	53	34
Denver	43	28
Houston	63	46
Mont Belvieu	60	41
Sarnia	31	18
Williston	13	-4

Precipitation Map



This report has been prepared by PFL Petroleum Limited personnel for your information only and the views expressed are intended to provide market commentary and are not recommendations. This report is not an offer to sell or a solicitation of any offer to buy any security. The information contained herein has been compiled by PFL from sources believed to be reliable, but no representation or warranty, express or implied, is made by PFL Petroleum Limited, its affiliates or any other person as to its accuracy, completeness or correctness. Copyright 2017 PFL Petroleum Limited. All Rights Reserved