



MARKET DAILY

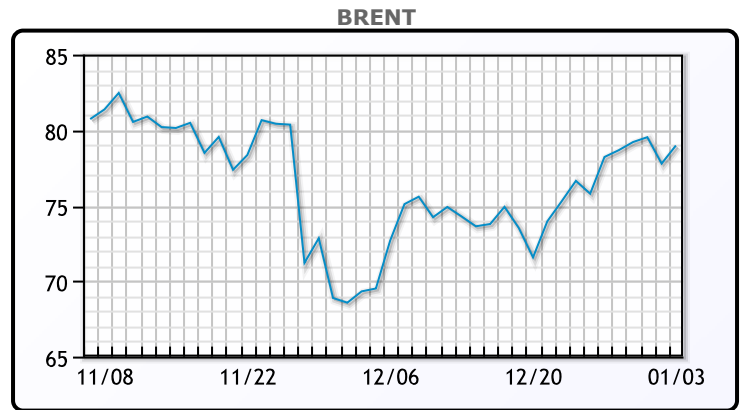
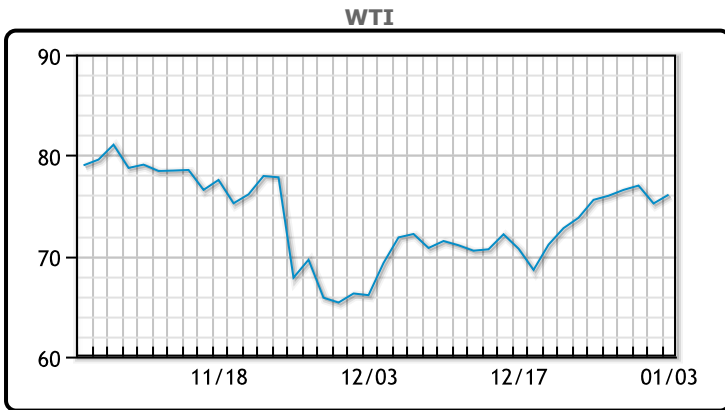
<https://www.pflpetroleum.com>
 1865 Veterans Park Dr. Suite 303
 Naples, Florida 34109
 Phone: 239-390-2885
 Fax: 239-949-0611
 Jan 3, 2022 8:15 PM

Major Energy Futures		
	Settle	Change
Brent	78.98	1.2
Gas Oil	676	9
Natural Gas	3.815	0.085
RBOB	225.65	3.19
ULSD	235.74	3.21
WTI	76.08	0.87

Market Commentary

Oil saw gains on the opening day of the new year ahead of the scheduled OPEC+ meeting on Tuesday. Brent closed up \$1.20 to settle at \$78.98 while WTI saw gains of 87 cents to close at \$76.08. OPIS cut its estimate of the surplus in global oil markets this quarter a day before the group and its allies consider another output boost. "Oil demand is widely expected to set new all-time highs above the 100 million barrel a day mark in 2022," said Ryan Fitzmaurice, a commodities strategist at Rabobank. "The global supply-demand balance is expected to remain tight," given that there have been production issues recently, he said.

Crude & Product Markets

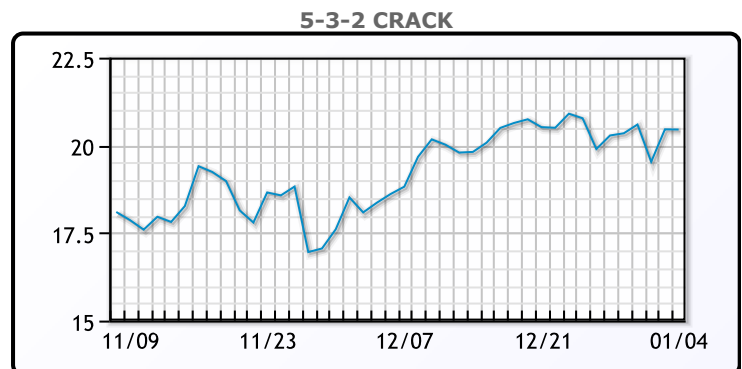
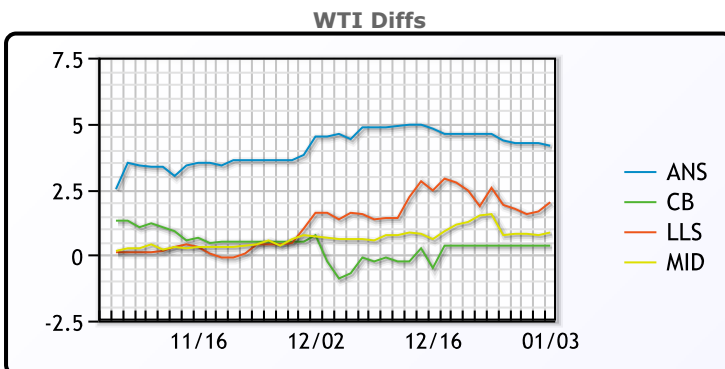


CRUDE

	Last	Week Ago	Month Ago
ANS	80.23	79.92	70.66
BLS	76.43	75.92	65.56
LLS	78.08	77.47	67.86
Mid	76.93	76.32	66.86
WTI	76.08	75.57	66.26

PRODUCTS

	Last	Week Ago	Month Ago
Gulf RBOB	221.03	218.26	192.54
Gulf ULSD	230.37	229.04	204.44
NYH RBOB	226.15	223.39	200.04
NYH ULSD	236.49	235.6	209.84
USGC 3%	67.38	67.63	57.63



3-2-1 Crack



Gulf 3-2-1 Crack



NGLs

MB

	Last	Week Ago	Month Ago
Butane	150	132.25	119.5
IsoButane	142.5	132	117.5
Natural Gasoline	181	181.5	158
Propane	110.5	107.75	99.25

CONWAY

	Last	Week Ago	Month Ago
Butane	147.5	137	124
IsoButane	148.5	143	130
Natural Gasoline	174.5	174	148
Propane	111	107.87	98.5

MB NON

	Last	Week Ago	Month Ago
Butane	140	130	117.5
IsoButane	142.5	129.75	117.5
Natural Gasoline	180.75	184.75	157.5
Propane	110.25	107.5	98.85

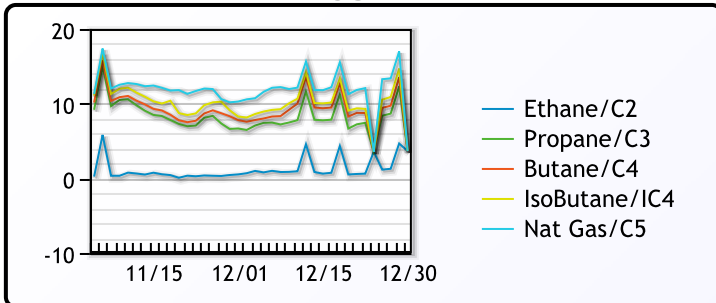
EDMONTON

	Last	Week Ago	Month Ago
Propane	93	90.88	81.5

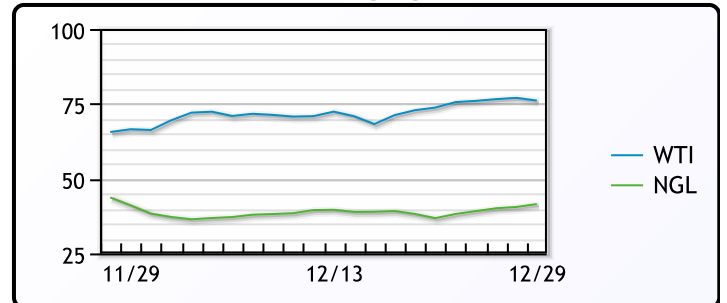
SARNIA

	Last	Week Ago	Month Ago
Propane	135.25	132.5	125.5

FRAC SPREAD



WTI vs NGL



FX

	Last	Change
CAD	1.2739	-0.0006
DXY	96.163	-0.05001
Gold	1805.76	4.31

RATES

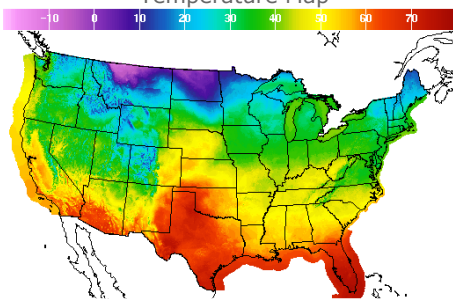
	Last	Change
US 2yr	0.7718	0.004
US 10yr	1.6245	-0.0035
CAN 10yr	1.426	0

EQUITIES

	Last	Change
Nasdaq	15832.8	187.83
TSX	1286.98	-5.475
S&P 500	4796.56	30.38

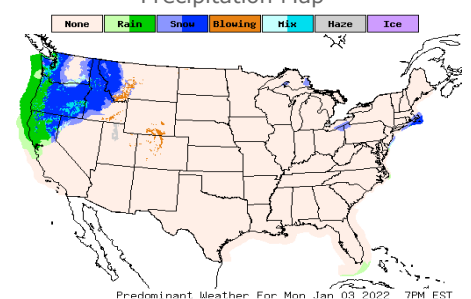
Weather Data

Temperature Map



City	HIGH °F	LOW °F
Calgary	0	-12
Conway	11	-8
Cushing	48	23
Denver	39	24
Houston	51	37
Mont Belvieu	48	31
Sarnia	23	14
Williston	15	3

Precipitation Map



This report has been prepared by PFL Petroleum Limited personnel for your information only and the views expressed are intended to provide market commentary and are not recommendations. This report is not an offer to sell or a solicitation of any offer to buy any security. The information contained herein has been compiled by PFL from sources believed to be reliable, but no representation or warranty, express or implied, is made by PFL Petroleum Limited, its affiliates or any other person as to its accuracy, completeness or correctness. Copyright 2017 PFL Petroleum Limited. All Rights Reserved