



# MARKET DAILY

<https://www.pflpetroleum.com>  
 1865 Veterans Park Dr. Suite 303  
 Naples, Florida 34109  
 Phone: 239-390-2885  
 Fax: 239-949-0611  
 Jan 28, 2022 6:50 PM

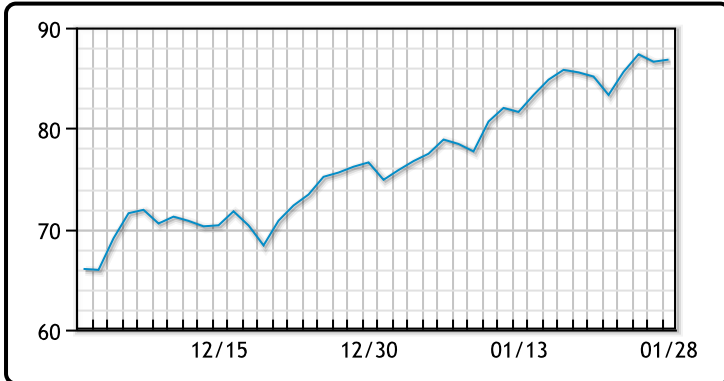
Major Energy Futures		
	Settle	Change
Brent	90.03	0.69
Gas Oil	802	2.25
Natural Gas	4.639	0.247
RBOB	254.23	-0.19
ULSD	278.55	5.05
WTI	86.82	0.21

## Market Commentary

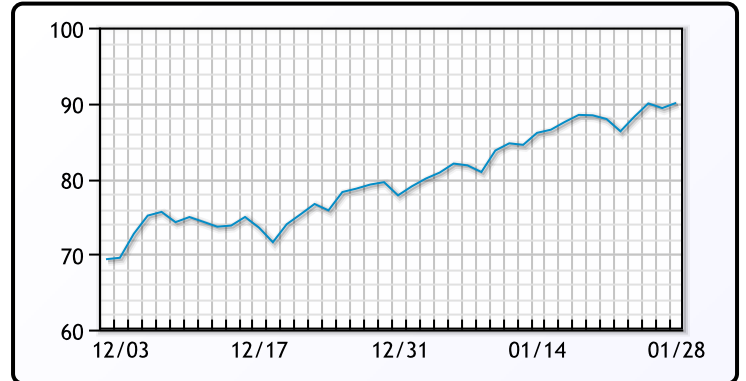
Oil prices traded up again for the day, hitting 7 year highs as Brent managed to settle above \$90/bbl. This is the sixth straight week over week gain, the longest run since October. Brent is in steep backwadartion of \$6.92/bbl, the biggest gap since 2013. "So far there has been no supply disruptions in Eastern Europe, so guess the risk premium related to those tensions is not so high," UBS analyst Giovanni Staunovo said. He added, "Some investors still prefer to hold their exposure." WTI traded up \$.21 or .24% to close at \$86.82. Brent traded up \$.69 or .77% to close at \$90.03.

## Crude & Product Markets

WTI



BRENT



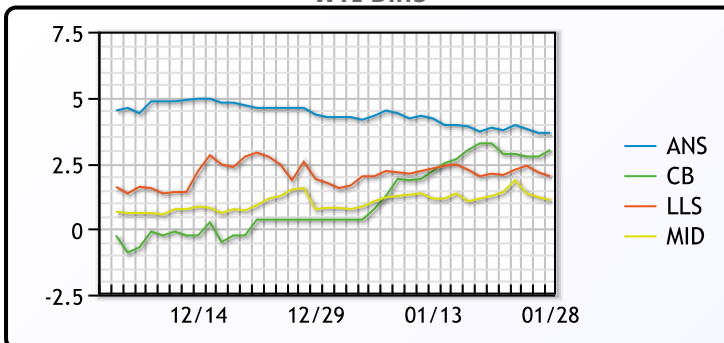
CRUDE

	Last	Week Ago	Month Ago
ANS	90.47	90.09	80.23
BLS	89.82	89.49	76.33
LLS	88.82	88.34	77.73
Mid	87.92	87.49	76.78
WTI	86.82	86.24	75.98

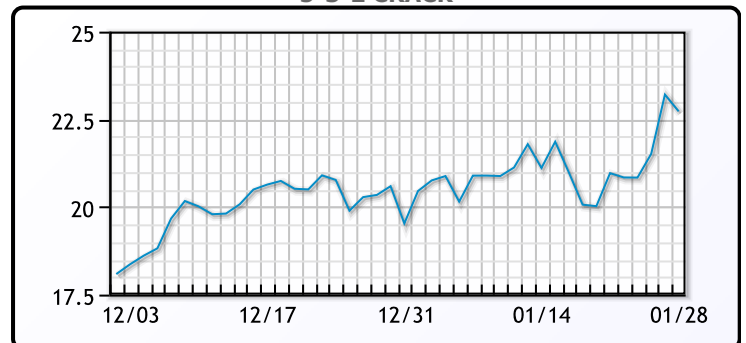
PRODUCTS

	Last	Week Ago	Month Ago
Gulf RBOB	248.16	239.12	218.84
Gulf ULSD	268.07	262.12	230.6
NYH RBOB	254.23	244.39	224.71
NYH ULSD	278.3	269.87	237.26
USGC 3%	80.13	77.63	67.88

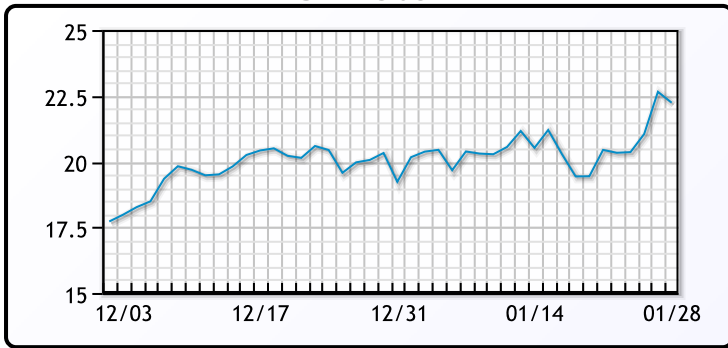
WTI Diffs



5-3-2 CRACK



**3-2-1 Crack**



**Gulf 3-2-1 Crack**



**NGLs**

**MB**

	Last	Week Ago	Month Ago
Butane	166.25	145.75	136
IsoButane	163.5	143.75	132
Natural Gasoline	203.88	197.5	181.75
Propane	127.5	117.25	109.5

**CONWAY**

	Last	Week Ago	Month Ago
Butane	162	148	138.25
IsoButane	195	173	149
Natural Gasoline	203	196	176.5
Propane	127	117.125	109

**MB NON**

	Last	Week Ago	Month Ago
Butane	163.5	142.75	132
IsoButane	163.5	143.75	132
Natural Gasoline	202.75	196.5	187.5
Propane	127.13	116.88	109.25

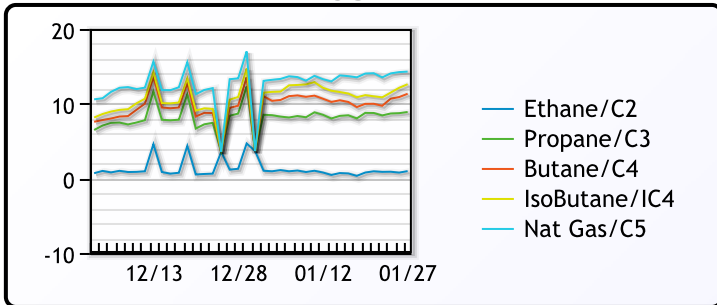
**EDMONTON**

	Last	Week Ago	Month Ago
Propane	108.75	101.5	92.5

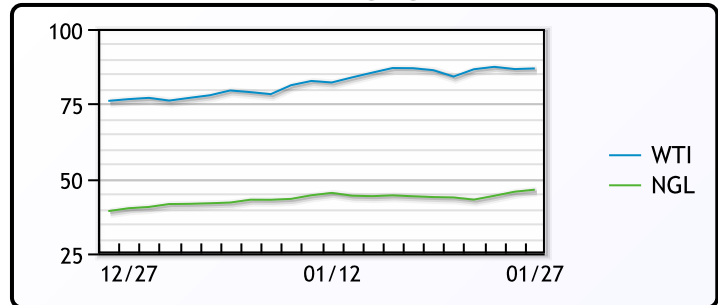
**SARNIA**

	Last	Week Ago	Month Ago
Propane	148.75	147	132.5

**FRAC SPREAD**



**WTI vs NGL**



**FX**

	Last	Change
CAD	1.277	0.0028
DXY	97.27	0.015
Gold	1791.53	-5.9

**RATES**

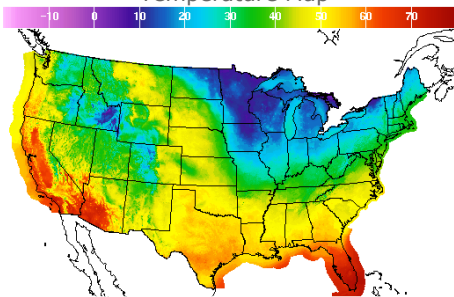
	Last	Change
US 2yr	1.1623	-0.0259
US 10yr	1.7694	-0.03
CAN 10yr	1.76	-0.017

**EQUITIES**

	Last	Change
Nasdaq	13770.57	417.79
TSX	1260.964	10.105
S&P 500	4431.85	105.34

**Weather Data**

**Temperature Map**



City	HIGH °F	LOW °F
Calgary	51	20
Conway	10	-7
Cushing	46	28
Denver	41	16
Houston	56	47
Mont Belvieu	55	43
Sarnia	17	8
Williston	31	10

**Precipitation Map**

