



# MARKET DAILY

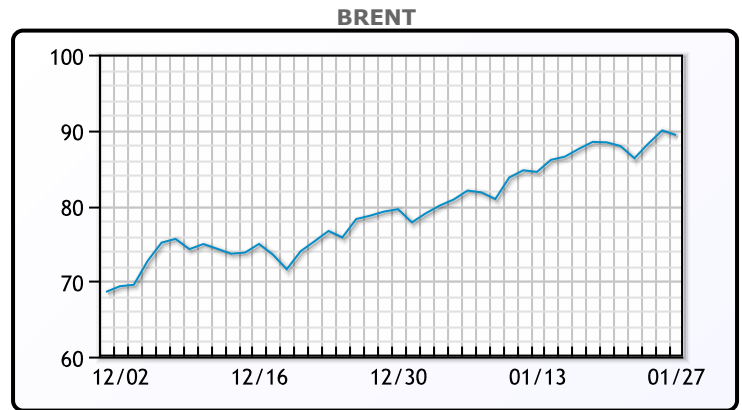
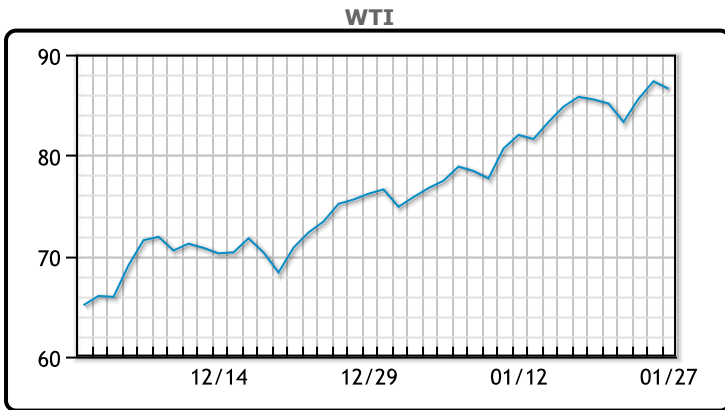
<https://www.pflpetroleum.com>  
 1865 Veterans Park Dr. Suite 303  
 Naples, Florida 34109  
 Phone: 239-390-2885  
 Fax: 239-949-0611  
 Jan 27, 2022 6:05 PM

Major Energy Futures		
	Settle	Change
Brent	89.34	0.04
Gas Oil	789.75	26
Natural Gas	4.283	0.142
RBOB	252.1	6.34
ULSD	279.45	7.49
WTI	86.61	-0.74

**Market Commentary**

WTI fell today, and Brent was mostly flat as Fed tightening (which means a stronger dollar) is putting pressure on markets. This is being offset by the geopolitical tensions, which are providing support for prices. "A more pronounced price slide is being prevented by the Ukraine crisis, as there are still concerns that Russian oil and gas deliveries could be hampered in the event of a military escalation," Commerzbank said after the morning price dip. Natural Gas prices had a vicious rally today, with the front month contract closing up almost 50%. The next month is almost a full \$2.00 lower. OPEC+ is expected to continue to stick with their current plans for output hikes. WTI traded down \$.74 or -.85% to close at \$86.61. Brent traded up \$.04 or .04% to close at \$90.00

## Crude & Product Markets

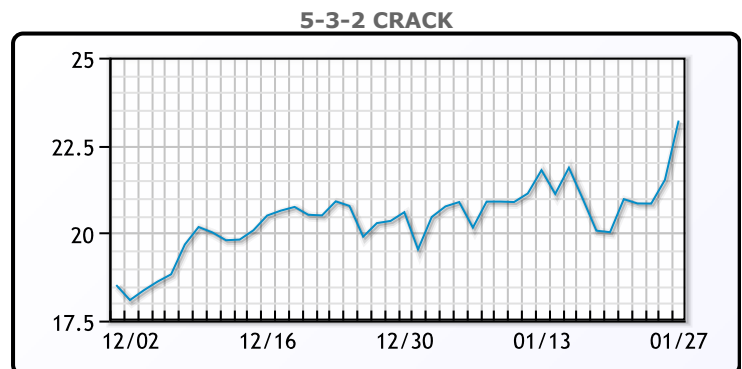
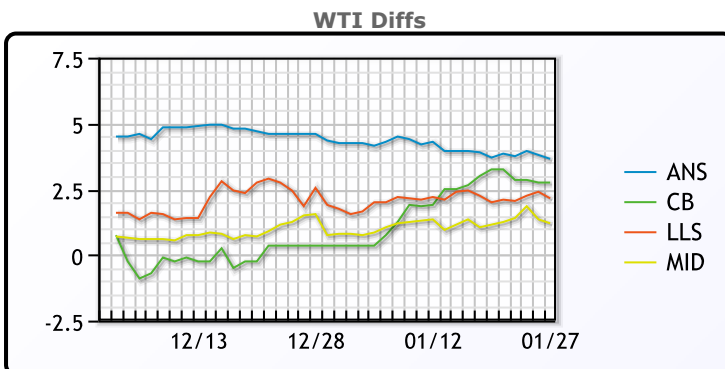


**CRUDE**

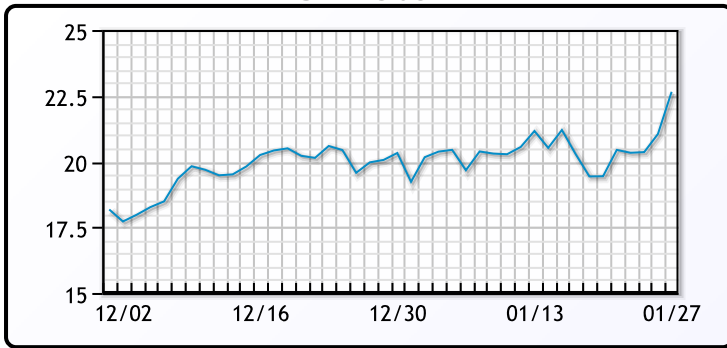
	Last	Week Ago	Month Ago
ANS	90.26	90.6	79.92
BLS	89.36	90.15	75.92
LLS	88.76	88.9	77.47
Mid	87.81	88.05	76.32
WTI	86.61	86.9	75.57

**PRODUCTS**

	Last	Week Ago	Month Ago
Gulf RBOB	247.22	241.32	218.26
Gulf ULSD	268.25	260.63	229.04
NYH RBOB	252.1	246.22	223.39
NYH ULSD	280.08	267.68	235.6
USGC 3%	79.38	76.63	67.63



**3-2-1 Crack**



**Gulf 3-2-1 Crack**



**NGLs**

**MB**

	Last	Week Ago	Month Ago
Butane	162.75	146.75	134
IsoButane	161	145.25	130
Natural Gasoline	203.5	197.88	181.5
Propane	121.75	118	107.75

**CONWAY**

	Last	Week Ago	Month Ago
Butane	160	150.5	138
IsoButane	188	175	147
Natural Gasoline	202	197.5	175.5
Propane	121.25	117.5	107.25

**MB NON**

	Last	Week Ago	Month Ago
Butane	160	143.75	130
IsoButane	161	145.25	130
Natural Gasoline	201.25	198.5	187
Propane	121.38	117.88	107.5

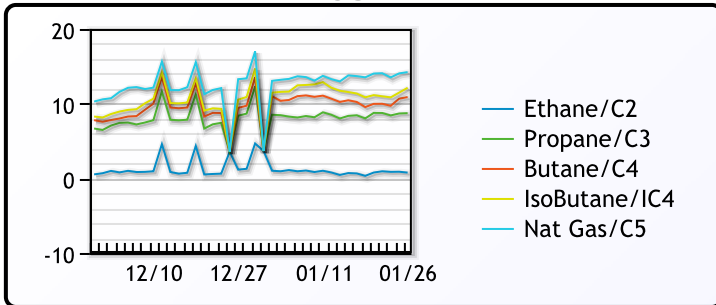
**EDMONTON**

	Last	Week Ago	Month Ago
Propane	102.5	102.25	90.88

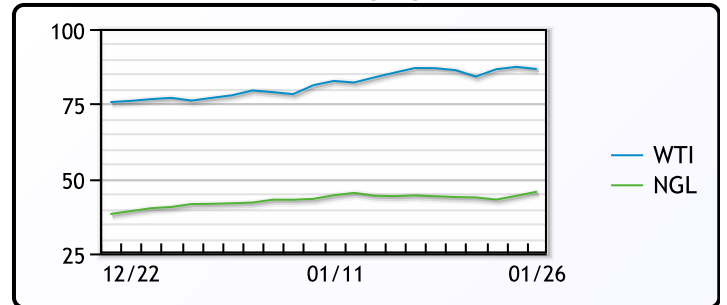
**SARNIA**

	Last	Week Ago	Month Ago
Propane	148.75	147	132.5

**FRAC SPREAD**



**WTI vs NGL**



**FX**

	Last	Change
CAD	1.2736	-0.0006
DXY	97.226	0.748
Gold	1797.84	0.41

**RATES**

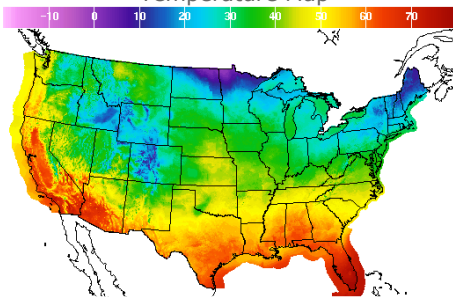
	Last	Change
US 2yr	1.1882	0.0378
US 10yr	1.7994	-0.0643
CAN 10yr	1.777	-0.065

**EQUITIES**

	Last	Change
Nasdaq	13352.78	-189.34
TSX	1250.86	-2.231
S&P 500	4326.51	-23.42

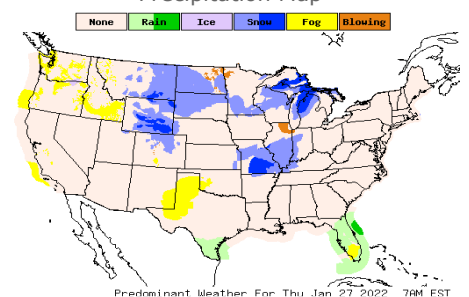
**Weather Data**

**Temperature Map**



City	HIGH °F	LOW °F
Calgary	32	12
Conway	22	-12
Cushing	42	29
Denver	29	19
Houston	61	45
Mont Belvieu	60	41
Sarnia	25	8
Williston	28	10

**Precipitation Map**



This report has been prepared by PFL Petroleum Limited personnel for your information only and the views expressed are intended to provide market commentary and are not recommendations. This report is not an offer to sell or a solicitation of any offer to buy any security. The information contained herein has been compiled by PFL from sources believed to be reliable, but no representation or warranty, express or implied, is made by PFL Petroleum Limited, its affiliates or any other person as to its accuracy, completeness or correctness. Copyright 2017 PFL Petroleum Limited. All Rights Reserved