

Major Energy Futures

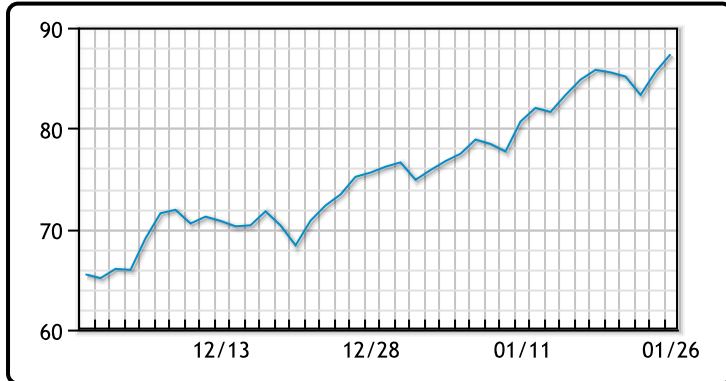
	Settle	Change
Brent	89.96	1.62
Gas Oil	787.5	8.25
Natural Gas	4.277	0.026
RBOB	252.29	6.15
ULSD	274.4	4.17
WTI	87.35	1.75

Market Commentary

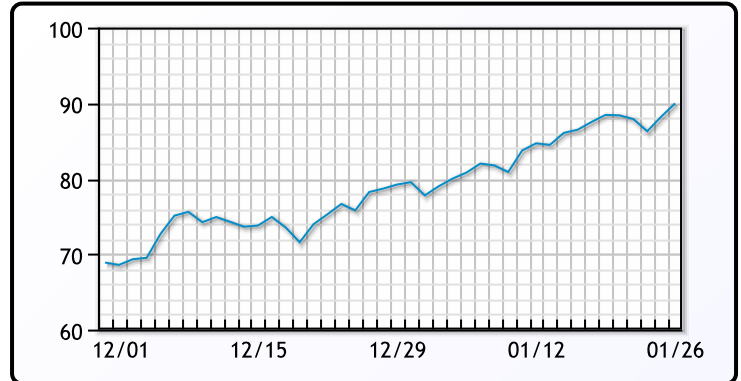
Oil prices rallied today, extending yesterday's rebound with Brent topping \$90/bbl for the first time since 2014 before trading slightly lower. Oil markets are still on edge about potential supply disruptions stemming from geopolitical concerns. "Markets are nervous that physical supply could be disrupted," said Paul Sheldon, chief geopolitical advisor, analytics, at S&P Global Platts. "Most likely, flows will continue, but the risks are not negligible that something could affect physical balances." The Federal Reserve left interest rates unchanged today, but indicated a rate hike in March, while also indicating the central bank would stop its quantitative easing at the same time. This was of little surprise to the market, and Chairman Powell pointed to lingering inflation (with potential upside risks), and a strong labor market. WTI traded up \$1.75 or 2.04% to close at \$87.35. Brent traded up \$1.62 or 1.84% to close at \$89.82.

Crude & Product Markets

WTI



BRENT



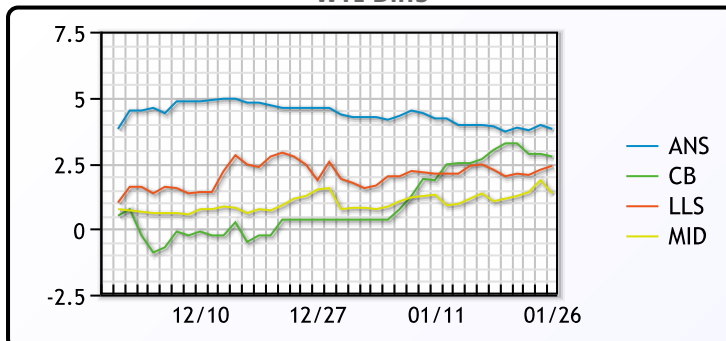
CRUDE

	Last	Week Ago	Month Ago
ANS	91.15	90.86	78.34
BLS	90.1	89.96	74.09
LLS	89.75	89.21	76.29
Mid	88.7	88.01	75.29
WTI	87.35	86.96	73.74

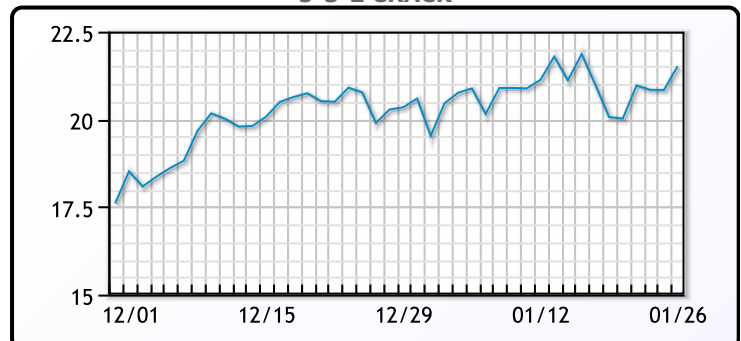
PRODUCTS

	Last	Week Ago	Month Ago
Gulf RBOB	247.57	241.32	214.61
Gulf ULSD	265.19	262.83	227.09
NYH RBOB	252.29	245.7	220.74
NYH ULSD	274.77	269.73	233.44
USGC 3%	78.88	77.63	65.38

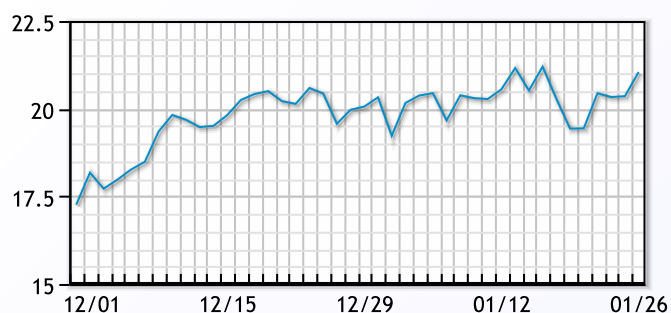
WTI Diffs



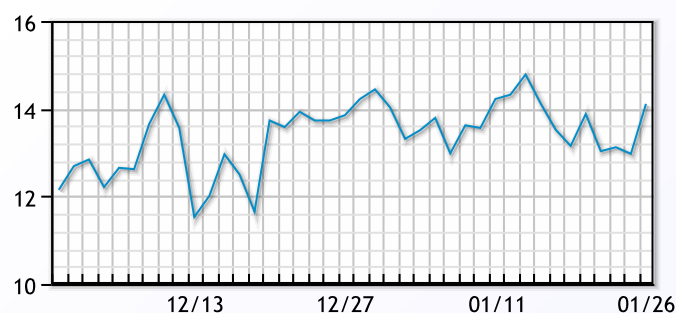
5-3-2 CRACK



3-2-1 Crack



Gulf 3-2-1 Crack



NGLs

MB

	Last	Week Ago	Month Ago
Butane	157.75	147.38	131.25
IsoButane	156.75	147.88	125.88
Natural Gasoline	203	199	175
Propane	120.25	116.88	104.5

MB NON

	Last	Week Ago	Month Ago
Butane	154.75	145.25	126.75
IsoButane	156.75	147.63	126.31
Natural Gasoline	202.5	200	176
Propane	120.13	116.63	103.75

CONWAY

	Last	Week Ago	Month Ago
Butane	161	153	130.5
IsoButane	176.5	177	143.5
Natural Gasoline	203.13	195.5	167.75
Propane	119.75	117.5	104.5

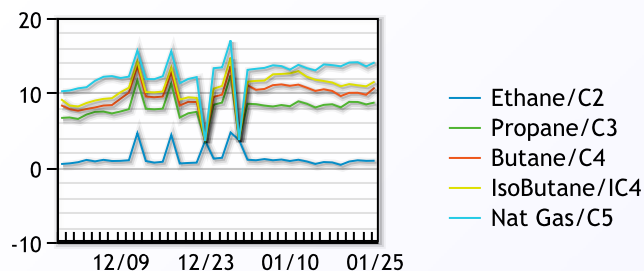
EDMONTON

	Last	Week Ago	Month Ago
Propane	102	99.5	88.5

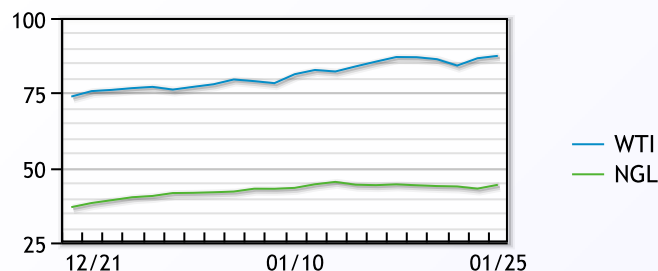
SARNIA

	Last	Week Ago	Month Ago
Propane	147	147	129.75

FRAC SPREAD



WTI vs NGL



FX

	Last	Change
CAD	1.2665	-0.0005
DXY	96.481	0.53299
Gold	1819.51	-0.08

RATES

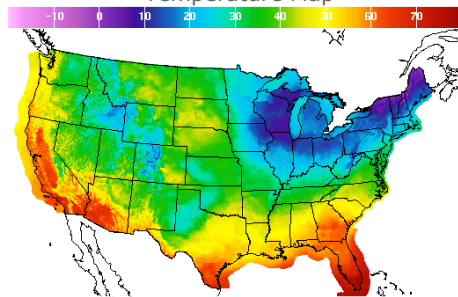
	Last	Change
US 2yr	1.1504	0.133
US 10yr	1.8637	0.0948
CAN 10yr	1.842	0.037

EQUITIES

	Last	Change
Nasdaq	13542.12	2.83
TSX	1253.09	0.984
S&P 500	4349.93	-6.52

Weather Data

Temperature Map



City	HIGH °F	LOW °F
Calgary	36	18
Conway	33	-6
Cushing	35	19
Denver	36	18
Houston	55	42
Mont Belvieu	55	38
Sarnia	15	6
Williston	33	21

Precipitation Map

