



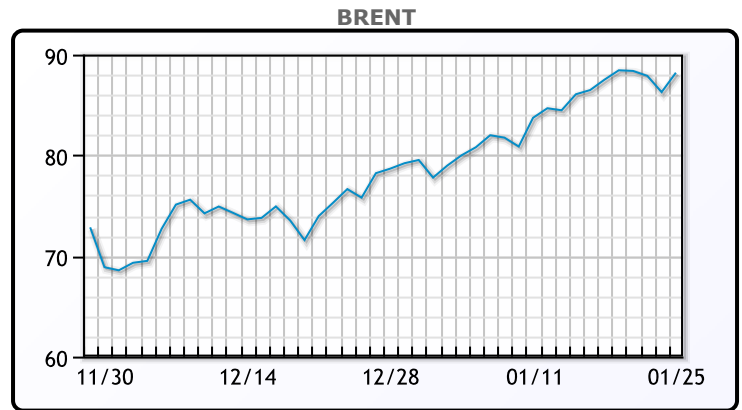
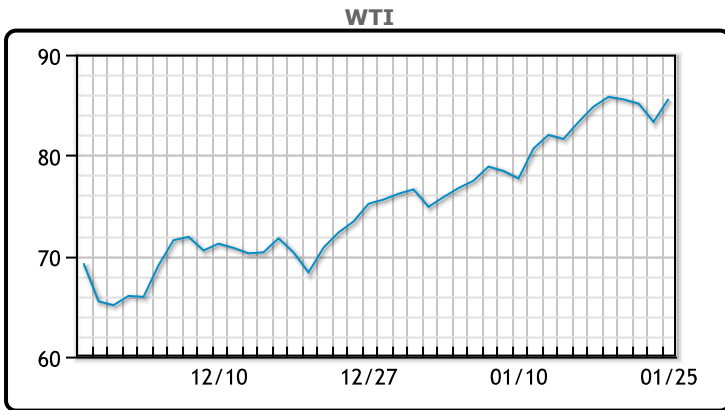
MARKET DAILY

<https://www.pflpetroleum.com>
 1865 Veterans Park Dr. Suite 303
 Naples, Florida 34109
 Phone: 239-390-2885
 Fax: 239-949-0611
 Jan 25, 2022 6:24 PM

Major Energy Futures		
	Settle	Change
Brent	88.2	1.93
Gas Oil	761.5	-16
Natural Gas	4.053	0.026
RBOB	245.95	6.15
ULSD	266.91	4.17
WTI	85.6	2.29

Market Commentary
 Oil prices gained today, as geopolitical tensions continue to support prices. However, tensions may be fizzling in the Ukraine, as Ukraine's defense chief said he doesn't expect an imminent invasion and does "share the panic" connected to "geopolitical and domestic" processes in the west. There is also a rift forming between the US/UK and other European NATO allies. President Macron of France said France and Germany are united on the need for de-escalation, and US spokesperson said "there is no daylight" between US and European allies on the severity of a response to Russian provocation. Senior Biden admin officials said today that the United States is in talks with major energy-producing countries and companies around the world over a potential diversion of supplies to Europe if Russia invades Ukraine. WTI traded up \$2.29 or 2.75% to close at \$85.60. Brent traded up \$1.93 or 2.24% to close at \$88.20.

Crude & Product Markets

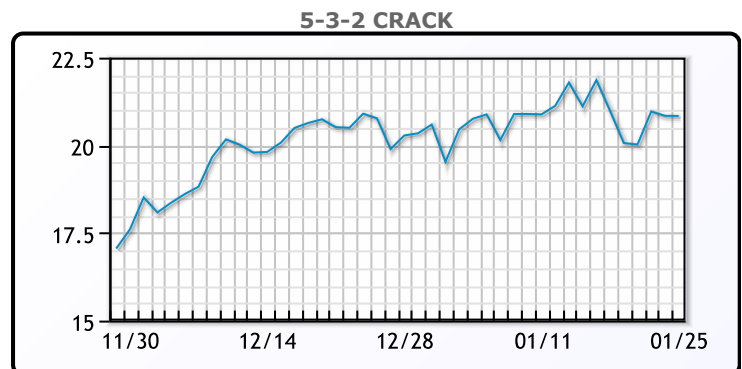
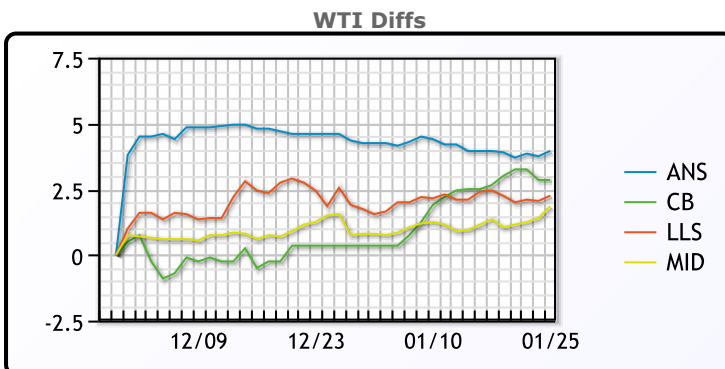


CRUDE

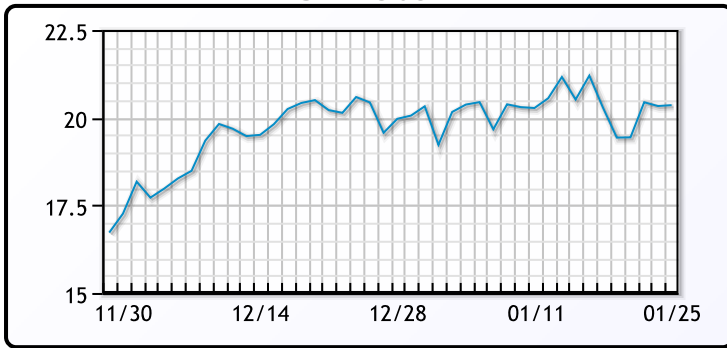
	Last	Week Ago	Month Ago
ANS	90.5	89.38	78.34
BLS	89.4	88.08	74.09
LLS	88.8	87.88	76.29
Mid	88.4	86.78	75.29
WTI	86.55	85.43	73.74

PRODUCTS

	Last	Week Ago	Month Ago
Gulf RBOB	240.57	239.18	214.61
Gulf ULSD	260.16	261.15	227.09
NYH RBOB	245.95	243.18	220.74
NYH ULSD	267.29	268.02	233.44
USGC 3%	77.38	76.38	65.38



3-2-1 Crack



Gulf 3-2-1 Crack



NGLs

MB

	Last	Week Ago	Month Ago
Butane	150.75	151.5	131.5
IsoButane	148	150.5	127.5
Natural Gasoline	198	197.5	175
Propane	117	117.5	107

CONWAY

	Last	Week Ago	Month Ago
Butane	148	156	133
IsoButane	169	178	145
Natural Gasoline	196	195	170
Propane	117.5	117.75	106.5

MB NON

	Last	Week Ago	Month Ago
Butane	148	149	127.5
IsoButane	148	150.5	127.5
Natural Gasoline	198	198	183
Propane	117	117.75	103.75

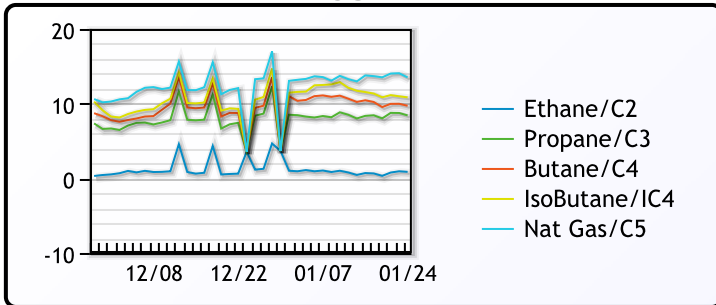
EDMONTON

	Last	Week Ago	Month Ago
Propane	102	100	88.5

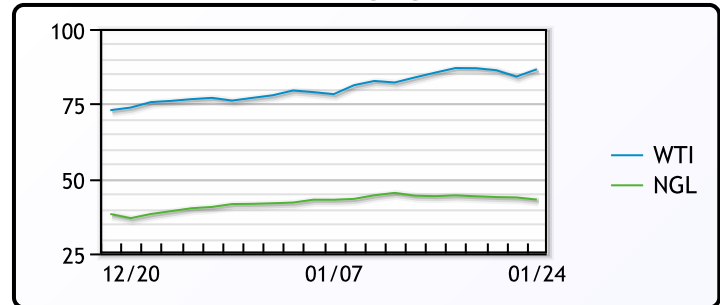
SARNIA

	Last	Week Ago	Month Ago
Propane	147	147.75	129.75

FRAC SPREAD



WTI vs NGL



FX

	Last	Change
CAD	1.2622	-0.0007
DXY	95.94801	0.03
Gold	1849.15	1.13

RATES

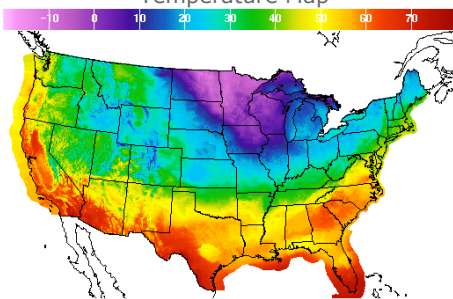
	Last	Change
US 2yr	1.0174	0.0464
US 10yr	1.7689	-0.0017
CAN 10yr	1.805	-0.007

EQUITIES

	Last	Change
Nasdaq	13539.29	-315.84
TSX	1252.106	1.021
S&P 500	4356.45	-53.68

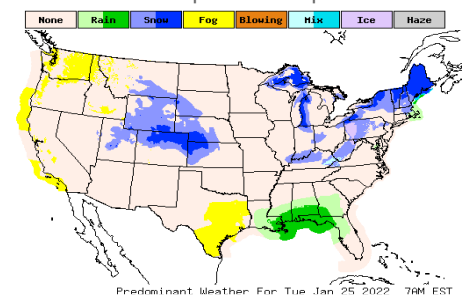
Weather Data

Temperature Map



City	HIGH °F	LOW °F
Calgary	46	15
Conway	-6	-18
Cushing	40	25
Denver	32	22
Houston	58	47
Mont Belvieu	57	47
Sarnia	17	9
Williston	16	-19

Precipitation Map



This report has been prepared by PFL Petroleum Limited personnel for your information only and the views expressed are intended to provide market commentary and are not recommendations. This report is not an offer to sell or a solicitation of any offer to buy any security. The information contained herein has been compiled by PFL from sources believed to be reliable, but no representation or warranty, express or implied, is made by PFL Petroleum Limited, its affiliates or any other person as to its accuracy, completeness or correctness. Copyright 2017 PFL Petroleum Limited. All Rights Reserved