



MARKET DAILY

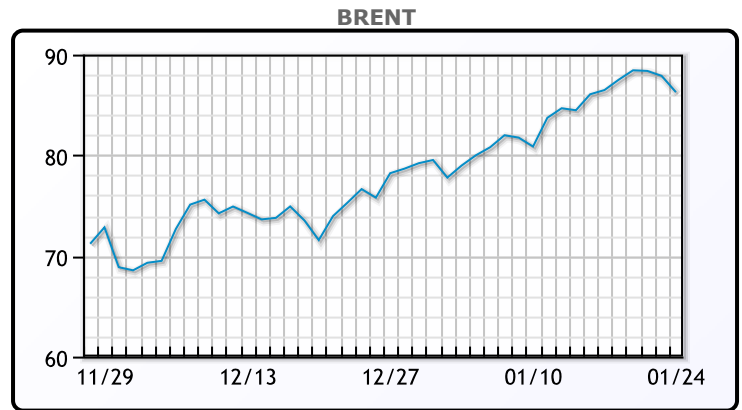
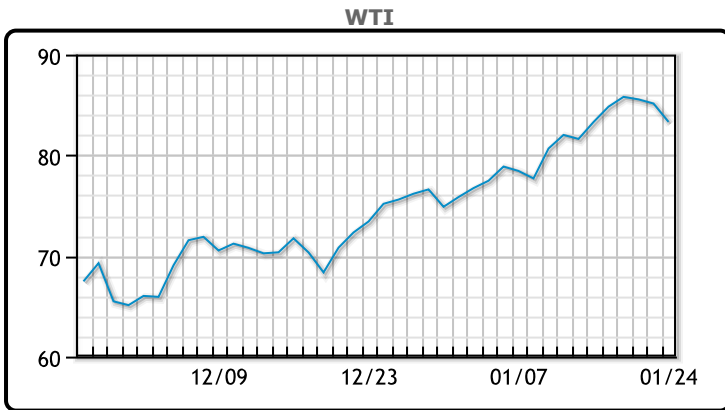
<https://www.pflpetroleum.com>
 1865 Veterans Park Dr. Suite 303
 Naples, Florida 34109
 Phone: 239-390-2885
 Fax: 239-949-0611
 Jan 24, 2022 6:27 PM

Major Energy Futures		
	Settle	Change
Brent	86.27	-1.62
Gas Oil	753.25	-4
Natural Gas	4.027	0.028
RBOB	239.8	-1.98
ULSD	262.74	-6.38
WTI	83.31	-1.83

Market Commentary

Oil prices fell today, clawing back initial losses of more than 5% in a volatile session. Financial markets sold off today on investor concerns over the possibility of a quicker rate hike than expected, but also rebounded later in the session. Following rate hike concerns, the dollar rose to a two week high, also lifted by geological concerns in Russia. Further escalation of the situation in both Ukraine and the Middle East "justify a risk premium on the oil price because the countries involved – Russia and the UAE – are important members of OPEC+," said Commerzbank analyst Carsten Fritsch. WTI traded down \$1.83 or -2.15% to close at \$83.31. Brent traded down \$1.62 or -1.84% to close at \$86.27.

Crude & Product Markets

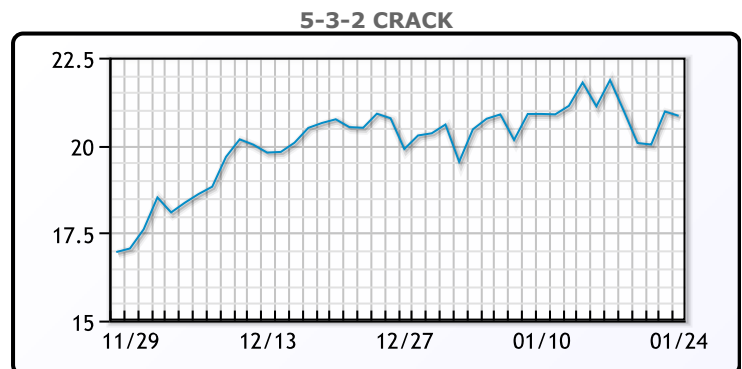
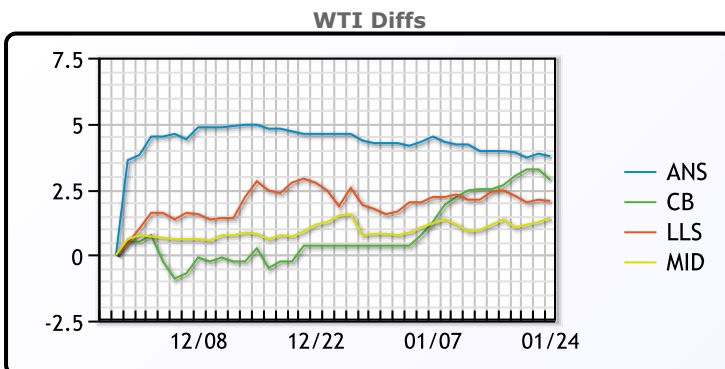


CRUDE

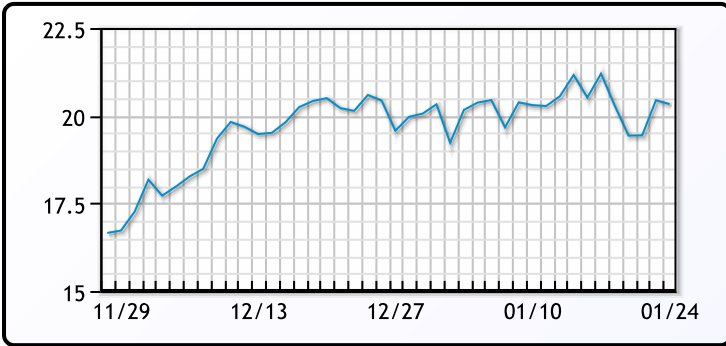
	Last	Week Ago	Month Ago
ANS	87.86	87.77	78.34
BLS	86.96	86.32	74.09
LLS	86.16	86.22	76.29
Mid	85.51	84.97	75.29
WTI	84.11	83.82	73.74

PRODUCTS

	Last	Week Ago	Month Ago
Gulf RBOB	234.55	237.15	214.61
Gulf ULSD	255.54	257.43	227.09
NYH RBOB	239.95	241.9	220.74
NYH ULSD	263.49	264.18	233.44
USGC 3%	75.88	75.38	65.38



3-2-1 Crack



Gulf 3-2-1 Crack



NGLs

MB

	Last	Week Ago	Month Ago
Butane	144	150.75	131.5
IsoButane	142	151.25	127.5
Natural Gasoline	192.25	197.25	175
Propane	115	115.75	107

CONWAY

	Last	Week Ago	Month Ago
Butane	145.75	156.75	133
IsoButane	172	179	145
Natural Gasoline	190	192.5	170
Propane	115.25	115.875	106.5

MB NON

	Last	Week Ago	Month Ago
Butane	141.25	148.25	127.5
IsoButane	142	151.25	127.5
Natural Gasoline	192	197.25	183
Propane	114.88	115.88	103.75

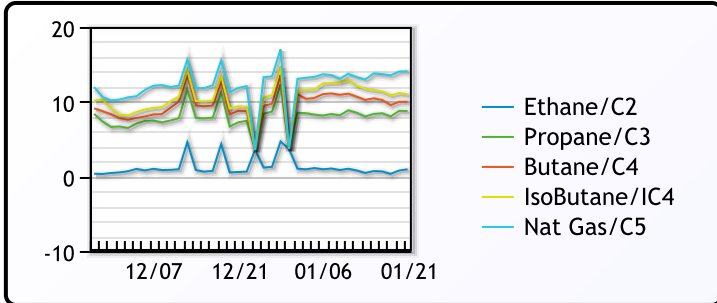
EDMONTON

	Last	Week Ago	Month Ago
Propane	100.5	98.13	88.5

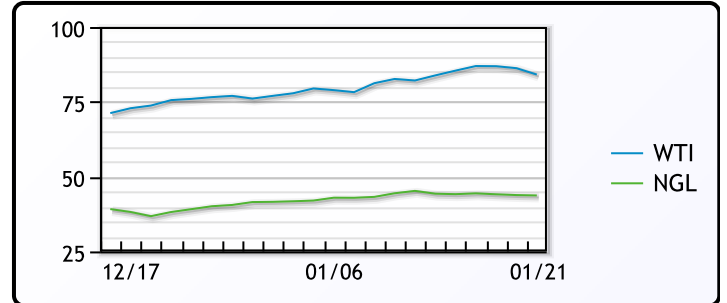
SARNIA

	Last	Week Ago	Month Ago
Propane	147	147.75	129.75

FRAC SPREAD



WTI vs NGL



FX

	Last	Change
CAD	1.2633	-0.0005
DXY	95.91801	0.276
Gold	1842.85	-0.21

RATES

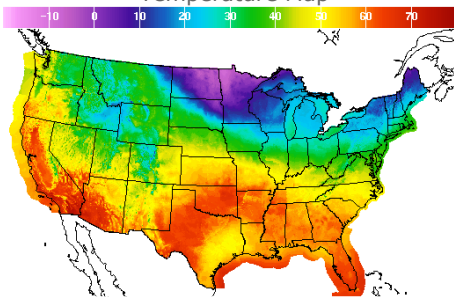
	Last	Change
US 2yr	0.971	-0.0304
US 10yr	1.7706	0.0125
CAN 10yr	1.812	0.021

EQUITIES

	Last	Change
Nasdaq	13855.13	86.21
TSX	1251.09	-2.962
S&P 500	4410.13	12.19

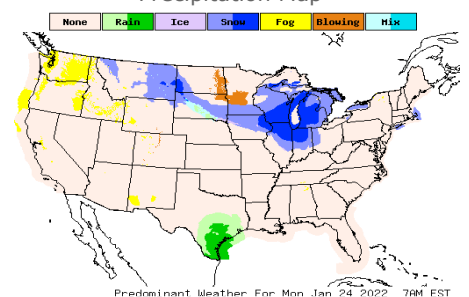
Weather Data

Temperature Map



City	HIGH °F	LOW °F
Calgary	35	21
Conway	-4	-15
Cushing	61	40
Denver	43	33
Houston	52	49
Mont Belvieu	51	49
Sarnia	21	12
Williston	27	-2

Precipitation Map



This report has been prepared by PFL Petroleum Limited personnel for your information only and the views expressed are intended to provide market commentary and are not recommendations. This report is not an offer to sell or a solicitation of any offer to buy any security. The information contained herein has been compiled by PFL from sources believed to be reliable, but no representation or warranty, express or implied, is made by PFL Petroleum Limited, its affiliates or any other person as to its accuracy, completeness or correctness. Copyright 2017 PFL Petroleum Limited. All Rights Reserved