



# MARKET DAILY

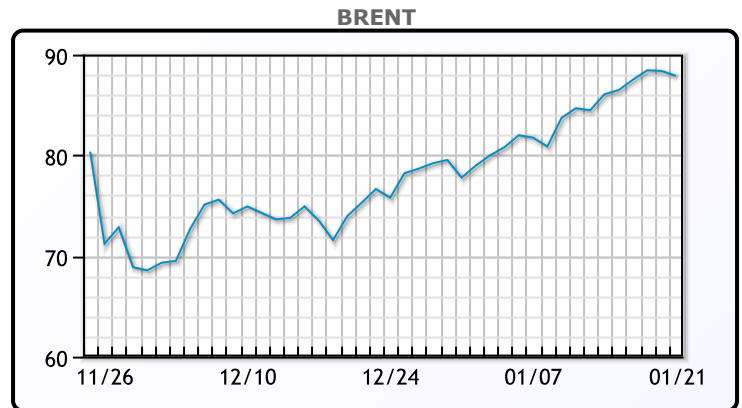
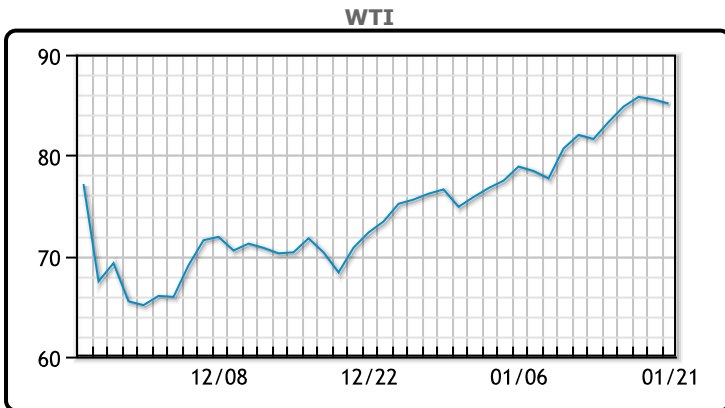
<https://www.pflpetroleum.com>  
 1865 Veterans Park Dr. Suite 303  
 Naples, Florida 34109  
 Phone: 239-390-2885  
 Fax: 239-949-0611  
 Jan 21, 2022 5:52 PM

Major Energy Futures		
	Settle	Change
Brent	87.89	-0.48
Gas Oil	769.25	-2.75
Natural Gas	3.999	-0.229
RBOB	244.24	0.52
ULSD	269.12	-2.05
WTI	85.14	-0.41

**Market Commentary**

Oil prices fell today, but were up week over week for the fifth week in a row. Prices are up more than 10% so far on the year. "The latest pullback is most likely due to a combination of pre-weekend profit-taking and the absence of fresh bullish catalysts," said PVM analyst Stephen Brennock, noting yesterday's bearish EIA report. Calls for \$100/bbl crude by the summer time are rising, with analysts and major banks continuing to raise their forecasts. Top U.S. and Russian officials made no major breakthrough at talks on Ukraine on Friday but agreed to keep talking to try to avoid military escalation. WTI traded down \$.41 or -.48% to close at \$85.14. Brent traded down \$.48 or -.54% to close at \$87.90.

## Crude & Product Markets

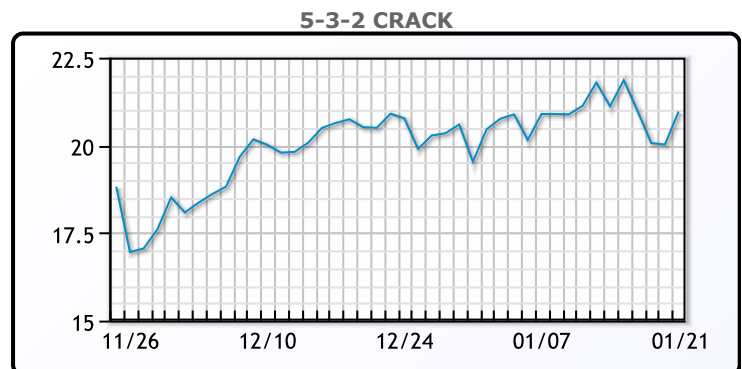
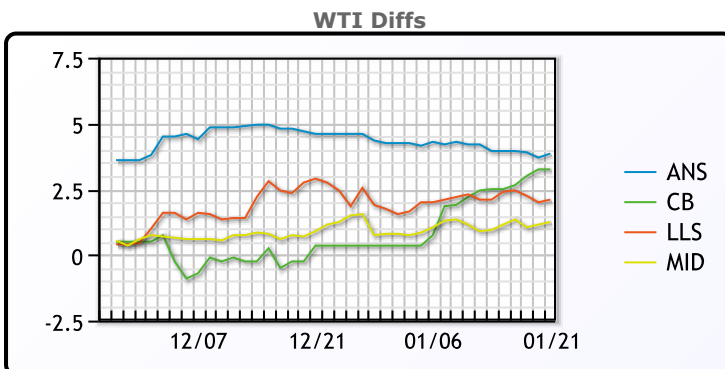


**CRUDE**

	Last	Week Ago	Month Ago
ANS	90.09	87.77	75.82
BLS	89.49	86.32	71.57
LLS	88.34	86.22	73.67
Mid	87.49	84.97	72.47
WTI	86.24	83.82	71.22

**PRODUCTS**

	Last	Week Ago	Month Ago
Gulf RBOB	239.12	237.15	209.09
Gulf ULSD	262.12	257.43	220.28
NYH RBOB	244.39	241.9	217.22
NYH ULSD	269.87	264.18	225.91
USGC 3%	77.63	75.38	62.63



**3-2-1 Crack**



**Gulf 3-2-1 Crack**



**NGLs**

**MB**

	Last	Week Ago	Month Ago
Butane	144.75	152.38	130
IsoButane	142.63	150.5	125.25
Natural Gasoline	197.5	197.25	170.75
Propane	117.25	116.13	101.38

**CONWAY**

	Last	Week Ago	Month Ago
Butane	148	155.88	129.25
IsoButane	169	180	143.5
Natural Gasoline	196	193.5	164.25
Propane	117	116	101.5

**MB NON**

	Last	Week Ago	Month Ago
Butane	142.38	150	125
IsoButane	142.63	150.5	125.25
Natural Gasoline	196.5	197.25	171
Propane	116.88	115.88	100.88

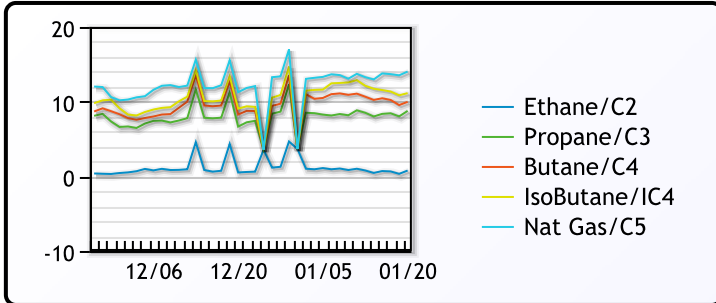
**EDMONTON**

	Last	Week Ago	Month Ago
Propane	101.5	98.13	85.5

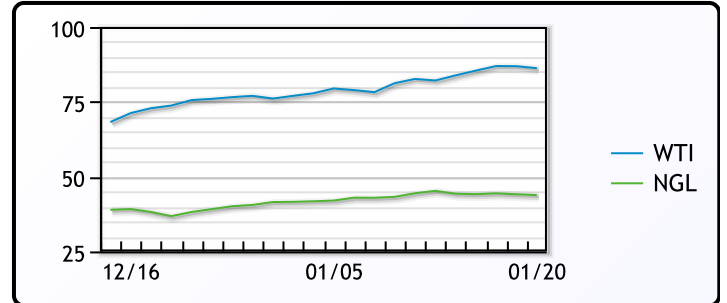
**SARNIA**

	Last	Week Ago	Month Ago
Propane	147	147.75	126

**FRAC SPREAD**



**WTI vs NGL**



**FX**

	Last	Change
CAD	1.2581	0.0078
DXY	95.636	-0.09901
Gold	1835.38	-3.91

**RATES**

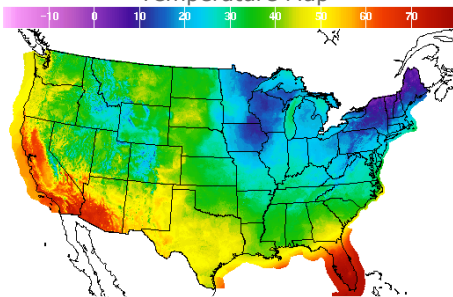
	Last	Change
US 2yr	1.0014	-0.0235
US 10yr	1.7581	-0.0459
CAN 10yr	1.791	-0.045

**EQUITIES**

	Last	Change
Nasdaq	13768.92	-385.1
TSX	1254.05	-26.163
S&P 500	4397.94	-84.79

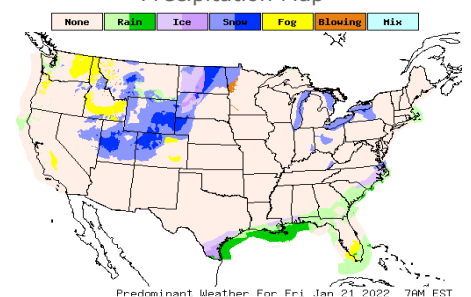
**Weather Data**

**Temperature Map**



City	HIGH °F	LOW °F
Calgary	40	16
Conway	31	-3
Cushing	37	13
Denver	34	30
Houston	49	37
Mont Belvieu	48	33
Sarnia	19	11
Williston	36	0

**Precipitation Map**



This report has been prepared by PFL Petroleum Limited personnel for your information only and the views expressed are intended to provide market commentary and are not recommendations. This report is not an offer to sell or a solicitation of any offer to buy any security. The information contained herein has been compiled by PFL from sources believed to be reliable, but no representation or warranty, express or implied, is made by PFL Petroleum Limited, its affiliates or any other person as to its accuracy, completeness or correctness. Copyright 2017 PFL Petroleum Limited. All Rights Reserved