



# MARKET DAILY

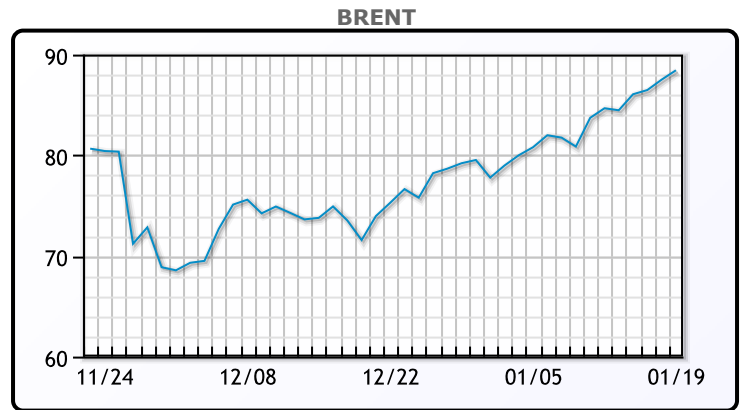
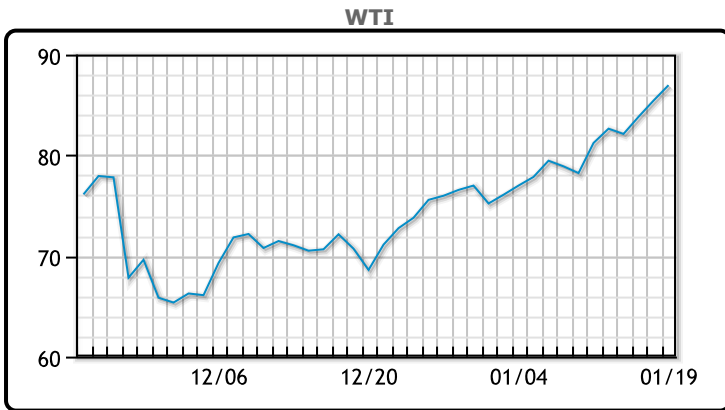
<https://www.pflpetroleum.com>  
 1865 Veterans Park Dr. Suite 303  
 Naples, Florida 34109  
 Phone: 239-390-2885  
 Fax: 239-949-0611  
 Jan 19, 2022 6:19 PM

Major Energy Futures		
	Settle	Change
Brent	88.44	0.93
Gas Oil	776	3
Natural Gas	4.031	-0.252
RBOB	245.7	1.28
ULSD	269.23	1.83
WTI	86.96	1.53

**Market Commentary**

Oil prices settled higher again today, trading up as the chorus rings louder for \$100/bbl crude. "While \$90 could have triggered some profit-taking and a minor cooling of prices, this suggests they'll see no reprieve and we could realistically see \$100 oil soon," said Craig Erlam, senior market analyst at OANDA. OPEC officials and analysts are saying that the oil rally may continue in the next few months and prices could top \$100, due to recovering demand despite the spread of Omicron. In a speech today President Biden said he will work to increase oil supplies, but did not provide much other context. WTI traded up \$1.53 or 1.92% to close at \$86.96. Brent traded up \$.93 or 1.06% to close at \$88.44.

## Crude & Product Markets

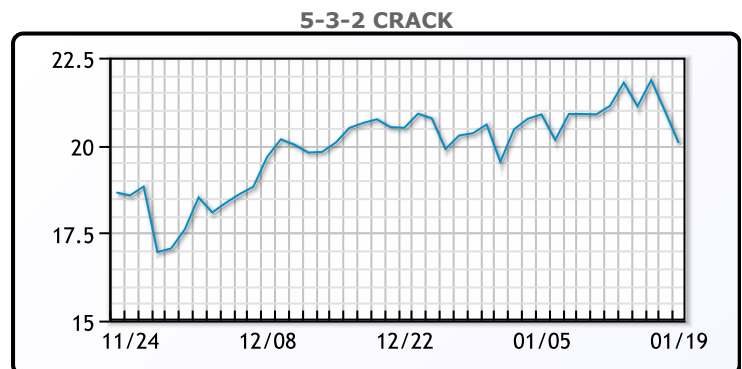
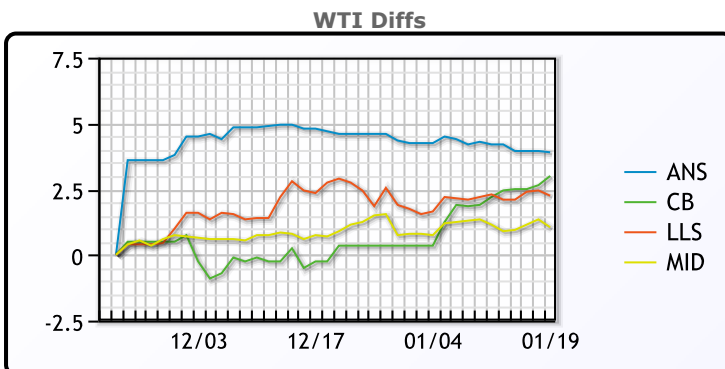


**CRUDE**

	Last	Week Ago	Month Ago
ANS	90.86	86.84	75.46
BLS	89.96	85.09	71.21
LLS	89.21	84.74	73.76
Mid	88.01	83.54	71.76
WTI	86.96	82.64	70.86

**PRODUCTS**

	Last	Week Ago	Month Ago
Gulf RBOB	241.32	234.96	204.67
Gulf ULSD	262.83	253.57	215.74
NYH RBOB	245.7	240.33	215.04
NYH ULSD	269.73	260.3	221.94
USGC 3%	77.63	74.13	62.88



**3-2-1 Crack**



**Gulf 3-2-1 Crack**



**NGLs**

**MB**

	Last	Week Ago	Month Ago
Butane	149.5	157	130.625
IsoButane	147.5	158	126.625
Natural Gasoline	199	194.5	169
Propane	117.25	119.75	102.625

**CONWAY**

	Last	Week Ago	Month Ago
Butane	153	161.5	132.25
IsoButane	177	180	147
Natural Gasoline	197	189	163
Propane	117.875	119	102.5

**MB NON**

	Last	Week Ago	Month Ago
Butane	146	155	126.625
IsoButane	147.5	158	126.625
Natural Gasoline	199.5	194.5	170.25
Propane	116.63	119.75	102

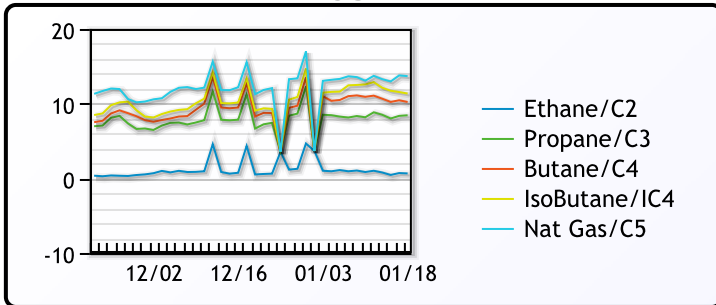
**EDMONTON**

	Last	Week Ago	Month Ago
Propane	99.5	103.25	86.88

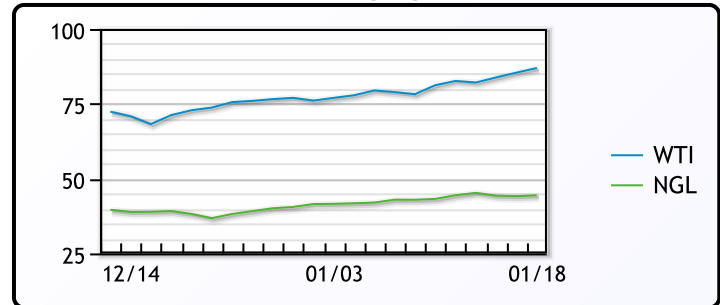
**SARNIA**

	Last	Week Ago	Month Ago
Propane	147	137.5	131.25

**FRAC SPREAD**



**WTI vs NGL**



**FX**

	Last	Change
CAD	1.2511	-0.0004
DXY	95.51	-0.222
Gold	1839.52	-1.02

**RATES**

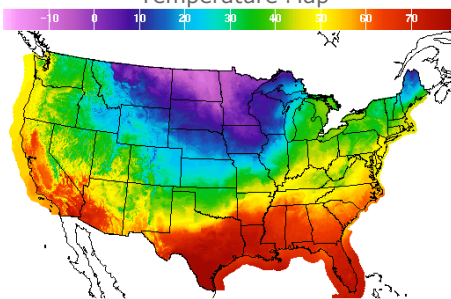
	Last	Change
US 2yr	1.0572	0.0147
US 10yr	1.8646	-0.0089
CAN 10yr	1.877	-0.015

**EQUITIES**

	Last	Change
Nasdaq	14340.25	-166.65
TSX	1289.085	-5.972
S&P 500	4532.76	-44.35

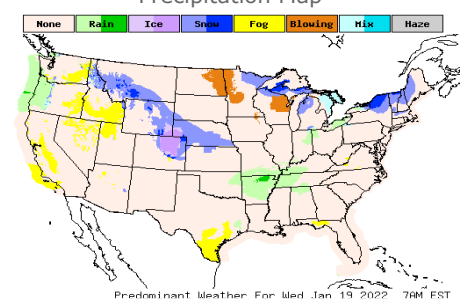
**Weather Data**

**Temperature Map**



City	HIGH °F	LOW °F
Calgary	11	-6
Conway	-2	-20
Cushing	47	22
Denver	35	22
Houston	77	58
Mont Belvieu	73	58
Sarnia	37	17
Williston	-3	-23

**Precipitation Map**



This report has been prepared by PFL Petroleum Limited personnel for your information only and the views expressed are intended to provide market commentary and are not recommendations. This report is not an offer to sell or a solicitation of any offer to buy any security. The information contained herein has been compiled by PFL from sources believed to be reliable, but no representation or warranty, express or implied, is made by PFL Petroleum Limited, its affiliates or any other person as to its accuracy, completeness or correctness. Copyright 2017 PFL Petroleum Limited. All Rights Reserved