



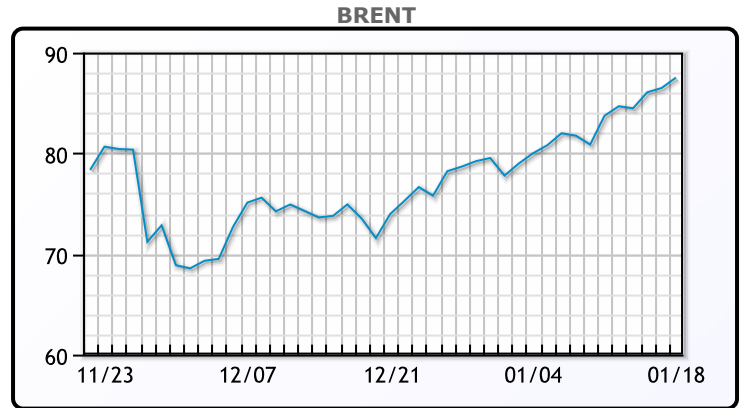
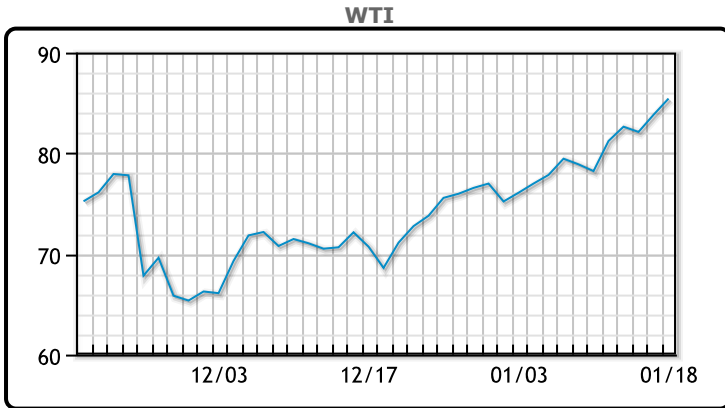
MARKET DAILY

<https://www.pflpetroleum.com>
 1865 Veterans Park Dr. Suite 303
 Naples, Florida 34109
 Phone: 239-390-2885
 Fax: 239-949-0611
 Jan 18, 2022 6:20 PM

Major Energy Futures		
	Settle	Change
Brent	87.51	1.03
Gas Oil	765.25	13
Natural Gas	4.283	0.021
RBOB	243.18	1.28
ULSD	267.4	3.97
WTI	85.43	1.61

Market Commentary
 Oil prices rallied again today, hitting 7 year highs as both contracts touched highs not seen since 2014. Geopolitical tensions are on the rise as Iran back Houthi rebels attacked the UAE. "The damage to the UAE oil facilities in Abu Dhabi is not significant in itself, but it raises the question of even more supply disruptions in the region in 2022," said Rystad Energy's senior oil markets analyst Louise Dickson. "The attack raises the geopolitical risk in the region and may signal the Iran-U.S. nuclear deal is off the table for the foreseeable future, meaning Iranian oil barrels are off the market, boosting demand for similar grade crude originating elsewhere," Dickson added. Meanwhile Russia has continued to build up a troop presence on the Ukrainian border, and US representatives have been traveling to Kiev to discuss support. WTI traded up \$1.61 or 1.92% to close at \$85.43. Brent traded up \$1.03 or 1.19% to close at \$87.51.

Crude & Product Markets

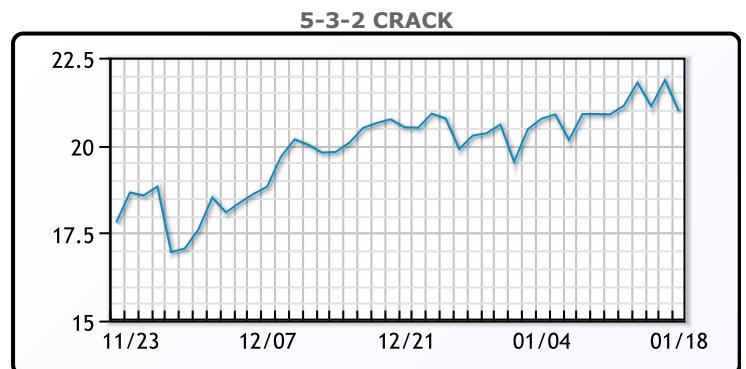
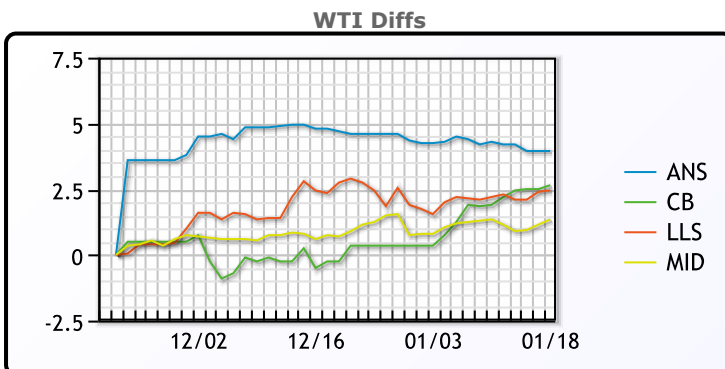


CRUDE

	Last	Week Ago	Month Ago
ANS	89.38	85.42	75.46
BLS	88.08	83.42	71.21
LLS	87.88	83.52	73.76
Mid	86.78	82.37	71.76
WTI	85.43	81.22	70.86

PRODUCTS

	Last	Week Ago	Month Ago
Gulf RBOB	239.18	231.34	204.67
Gulf ULSD	261.15	250.56	215.74
NYH RBOB	243.18	236.87	215.04
NYH ULSD	268.02	257.74	221.94
USGC 3%	76.38	72.88	62.88



3-2-1 Crack



Gulf 3-2-1 Crack



NGLs

MB

	Last	Week Ago	Month Ago
Butane	151.5	157	130.625
IsoButane	150.5	157	126.625
Natural Gasoline	197.5	193	169
Propane	117.5	116.625	102.625

CONWAY

	Last	Week Ago	Month Ago
Butane	156	160.25	132.25
IsoButane	178	178.5	147
Natural Gasoline	195	186.5	163
Propane	117.75	116	102.5

MB NON

	Last	Week Ago	Month Ago
Butane	149	154	126.625
IsoButane	150.5	157	126.625
Natural Gasoline	198	193	170.25
Propane	117.75	117.5	102

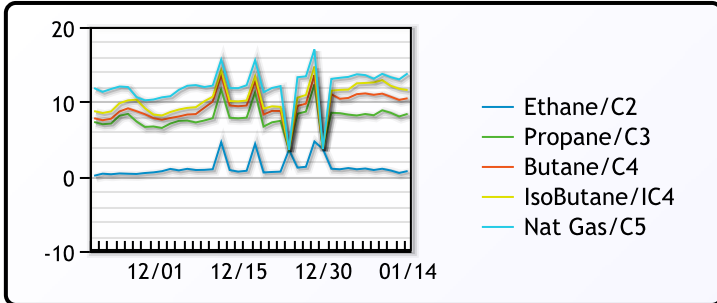
EDMONTON

	Last	Week Ago	Month Ago
Propane	100	100.25	86.88

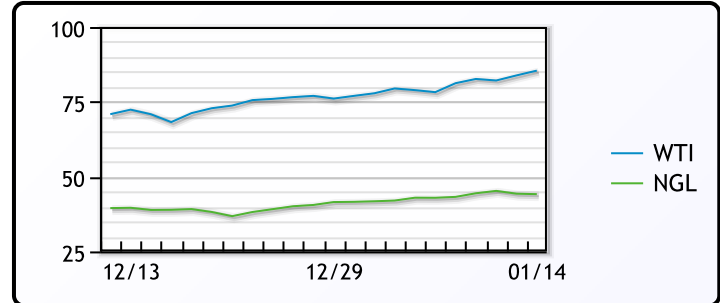
SARNIA

	Last	Week Ago	Month Ago
Propane	147.75	137.5	131.25

FRAC SPREAD



WTI vs NGL



FX

	Last	Change
CAD	1.2505	-0.0009
DXY	95.732	0.474
Gold	1814.43	0.69

RATES

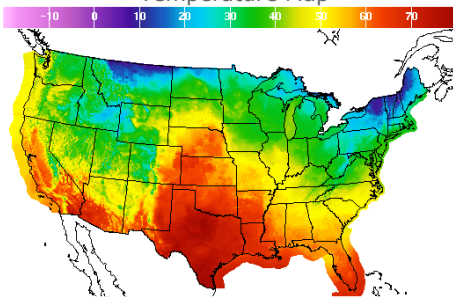
	Last	Change
US 2yr	1.0425	0.0757
US 10yr	1.8735	0.0894
CAN 10yr	1.892	0.092

EQUITIES

	Last	Change
Nasdaq	14506.9	-386.85
TSX	1295.057	-16.497
S&P 500	4577.11	-85.74

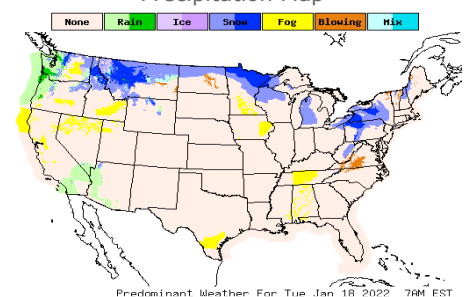
Weather Data

Temperature Map



City	HIGH °F	LOW °F
Calgary	10	-5
Conway	24	-1
Cushing	61	40
Denver	48	34
Houston	70	52
Mont Belvieu	68	51
Sarnia	30	22
Williston	37	-10

Precipitation Map



This report has been prepared by PFL Petroleum Limited personnel for your information only and the views expressed are intended to provide market commentary and are not recommendations. This report is not an offer to sell or a solicitation of any offer to buy any security. The information contained herein has been compiled by PFL from sources believed to be reliable, but no representation or warranty, express or implied, is made by PFL Petroleum Limited, its affiliates or any other person as to its accuracy, completeness or correctness. Copyright 2017 PFL Petroleum Limited. All Rights Reserved